



Shire of  
**Katanning**  
Heart of the Great Southern

List of Accounts Paid  
May 2022



Heart of the Great Southern

## Schedule of Accounts Paid - May 2022

### Cheque Payments

Chq/EFT	Date	Name	Description	Invoice Amount	Payment Total
1 42410	05/05/2022	SHIRE OF KATANNING			278.00
INV ADMPTYCSH22	03/05/2022	SHIRE OF KATANNING	ADMIN Petty Cash April 2022	278.00	
2 42411	13/05/2022	SHIRE OF KATANNING			132.00
INV DEDUCTION	11/05/2022	SHIRE OF KATANNING	Payroll deductions	84.00	
INV DEDUCTION	11/05/2022	SHIRE OF KATANNING	Payroll deductions	48.00	
3 42412	26/05/2022	SHIRE OF KATANNING			132.00
INV DEDUCTION	25/05/2022	SHIRE OF KATANNING	Payroll deductions	84.00	
INV DEDUCTION	25/05/2022	SHIRE OF KATANNING	Payroll deductions	48.00	
<b>Cheque Total</b>				<b>\$ 542.00</b>	

### EFT Payments

Chq/EFT	Date	Name	Description	Invoice Amount	Payment Total
4 EFT34036	05/05/2022	REGIONAL RETAILERS PTY LTD			60.00
INV INV-0136	27/04/2022	REGIONAL RETAILERS PTY LTD	AAPG Eight Litre Spray Bottle	60.00	
5 EFT34037	05/05/2022	Westcoast Profilers			41,058.20
INV 26493	26/02/2022	Westcoast Profilers	WORKS Cornwall Street Footpath Supply & Deliver of Asphalt from Caravan Park to Bokarup St	17,727.73	
INV 26493	26/02/2022	Westcoast Profilers	WORKS Cornwall Street Footpath Supply & Deliver of Asphalt from Caravan Park to Bokarup St	23,330.47	
6 EFT34038	05/05/2022	Denmark Plumbing Service			580.55
INV 6192	07/04/2022	Denmark Plumbing Service	REFUSE Service to Ozzi Kleen Sewage Treatment System	580.55	
7 EFT34039	05/05/2022	BGL SOLUTIONS			16,645.16
INV INV-0005062	30/03/2022	BGL SOLUTIONS	AAPG Grounds Maintenance March 2022	7,601.98	
INV INV-0004998	08/04/2022	BGL SOLUTIONS	KLC Turf Aeration Front Lawn	871.20	
INV INV-0005112	30/04/2022	BGL SOLUTIONS	AAPG Grounds Maintenance April 2022	7,601.98	
INV INV-0005120	01/05/2022	BGL SOLUTIONS	WORKS Town Landscape Planning	570.00	
8 EFT34040	05/05/2022	Epic Fire Solutions T/As MCG Fire Services			5,333.71
INV INV-2038	20/04/2022	Epic Fire Solutions T/As MCG Fire Services	PLANT Annual Six Monthly Service & First Aid	4,192.13	
INV INV-2038	20/04/2022	Epic Fire Solutions T/As MCG Fire Services	MAINTENANCE Annual Six Monthly Service Two Extinguishers	1,141.58	

## Schedule of Accounts Paid - May 2022

	Chq/EFT	Date	Name	Description	Invoice Amount	Payment Total
9	EFT34041	05/05/2022	Let's Talk Flowers			500.00
	INV ADG2921307	22/04/2022	Let's Talk Flowers	YOUTH April School Holidays Preserved Arrangements Workshop 210422	500.00	
10	EFT34042	05/05/2022	WA Contract Ranger Services P/L			4,488.00
	INV 00003925	23/04/2022	WA Contract Ranger Services P/L	ANIMAL CONTROL Ranger Relief 110422 - 220422	4,488.00	
11	EFT34043	05/05/2022	Easi			1,262.95
	INV 157272	15/04/2022	Easi	1HIB928 Vehicle Lease Payment 150422	1,262.95	
12	EFT34044	05/05/2022	Flaver Weddings and Events			225.50
	INV #492	19/04/2022	Flaver Weddings and Events	YOUTH Week Giant Family Games	225.50	
13	EFT34045	05/05/2022	Katanning Cleaning Pty Ltd			12,212.75
	INV 10	30/04/2022	Katanning Cleaning Pty Ltd	CLEANING Public Amenities April 2022	12,212.75	
14	EFT34046	05/05/2022	INTEGRATED ICT			987.25
	INV 21230	28/02/2022	INTEGRATED ICT	ADMIN IT Support WALGA Business Hours Various Tickets	437.25	
	INV 21333	24/03/2022	INTEGRATED ICT	ADMIN & KLC Server Maintenance Support March 2022	550.00	
15	EFT34047	05/05/2022	IPEC PTY LTD			498.47
	INV 0553-5408620	10/04/2022	IPEC PTY LTD	FREIGHT Charges April 2022	498.47	
16	EFT34048	05/05/2022	Philip Swain			8,417.82
	INV 220402	30/04/2022	Philip Swain	CONSULTANTS EHO Services 010422 - 290422	8,417.82	
17	EFT34049	05/05/2022	Zinlev Holdings T/A The Outdoor Decor Co			14,547.50
	INV INV-420511471	27/04/2022	Zinlev Holdings T/A The Outdoor Decor Co	TOURISM Vibrate Katanning Ten Oblong Planters & Extra Cone	14,547.50	
18	EFT34050	05/05/2022	Teepee Dreams Albany			650.00
	INV 5	14/04/2022	Teepee Dreams Albany	YOUTH Week Chill Out Area Pallet Picnic Set Up	650.00	
19	EFT34051	05/05/2022	150 Square			3,168.00
	INV INV-0124	01/03/2022	150 Square	GOVERNANCE Katanning Early Years Hub Plan BBRF Grant	3,168.00	
20	EFT34052	05/05/2022	ABC DISTRIBUTORS WA			137.50
	INV 153048	11/04/2022	ABC DISTRIBUTORS WA	ADMIN PPE Covid Cleaning Splash Gown	137.50	

## Schedule of Accounts Paid - May 2022

	Chq/EFT	Date	Name	Description	Invoice Amount	Payment Total
21	EFT34053	05/05/2022	AUSTRALIAN TAXATION OFFICE			32,820.00
	INV PAYG	28/04/2022	AUSTRALIAN TAXATION OFFICE	PAYG PAY 22	32,820.00	
22	EFT34054	05/05/2022	Autosmart WA South West & Great Southern			705.86
	INV 00106652	06/04/2022	Autosmart WA South West & Great Southern	PLANT Cleaning Solutions Spray Bottles Buff Pads & Compound	705.86	
23	EFT34055	05/05/2022	BROOKS HIRE SERVICE PTY LTD			2,226.40
	INV 199183	31/03/2022	BROOKS HIRE SERVICE PTY LTD	WORKS Fairfield Rd Hire of Steel Drum Roller	2,226.40	
24	EFT34056	05/05/2022	BLUESTEEL ENTERPRISES PTY LTD			218.25
	INV 73962	24/03/2022	BLUESTEEL ENTERPRISES PTY LTD	BFB Uniforms Fire Boots	218.25	
25	EFT34057	05/05/2022	BTW RURAL SUPPLIES			1,850.00
	INV 33822	18/02/2022	BTW RURAL SUPPLIES	BFB Branch for Katanning Central & Attachment	1,850.00	
26	EFT34058	05/05/2022	BURANDO HILL PROPERTIES PTY LTD			45.10
	INV #KAT22750	14/03/2022	BURANDO HILL PROPERTIES PTY LTD	KA25293 Isuzu Sweeper Centre Broom Bearing	45.10	
27	EFT34059	05/05/2022	CLEVER PATCH			177.05
	INV 438013	25/03/2022	CLEVER PATCH	LIBRARY School Holidays & Storytime Activity Supplies	177.05	
28	EFT34060	05/05/2022	CONNECT CALL CENTRE SERVICES			77.22
	INV 00110646	15/04/2022	CONNECT CALL CENTRE SERVICES	ADMIN After Hours Call Service March 2022	77.22	
29	EFT34061	05/05/2022	RAY FORD SIGNS			1,540.00
	INV 12483	31/03/2022	RAY FORD SIGNS	TOURISM Backdrop Printing for Empty Windows Project	1,540.00	
30	EFT34062	05/05/2022	KATANNING STOCK & TRADING			3,555.45
	INV 4/16	02/03/2022	KATANNING STOCK & TRADING	AMHERST VILLAGE Three Outdoor Taps	62.70	
	INV 4/17	02/03/2022	KATANNING STOCK & TRADING	AMHERST VILLAGE One Orbit Station Reticulation Control Box	155.00	
	INV 4/18	10/03/2022	KATANNING STOCK & TRADING	PLANT Black Paint & Fuel Cleaner & Oil Treatment	124.70	
	INV 4/19	10/03/2022	KATANNING STOCK & TRADING	HOUSING 8 Austral Tce Acrylic Render & Scraper Blade	46.60	
	INV 4/20	11/03/2022	KATANNING STOCK & TRADING	ADMIN Ten Pack PPE Face Shields	30.00	

## Schedule of Accounts Paid - May 2022

Chq/EFT	Date	Name	Description	Invoice Amount	Payment Total
INV 4/21	14/03/2022	KATANNING STOCK & TRADING	HOUSING 8 Austral Tce Floor Leveller & Hand Sander	160.10	
INV 4/22	15/03/2022	KATANNING STOCK & TRADING	WORKS Thompson Park Two Plastic Tubes	86.00	
INV 4/23	15/03/2022	KATANNING STOCK & TRADING	HOUSING 8 Austral Tce Sugar Soap & Paint Tray	62.00	
INV 4/24	16/03/2022	KATANNING STOCK & TRADING	HOUSING 8 Austral Tce Ceiling Paint & Stain Stopper	228.55	
INV 4/25	19/03/2022	KATANNING STOCK & TRADING	KLC Hockey Oval Four Solenoid Lids	112.80	
INV 4/27	22/03/2022	KATANNING STOCK & TRADING	DEPOT Twenty Chairs	460.00	
INV 4/28	22/03/2022	KATANNING STOCK & TRADING	WORKS Drill Driver & Impact Driver Set	798.00	
INV 4/29	23/03/2022	KATANNING STOCK & TRADING	WORKS D Handle Jigsaw Battery & Two Chargers	698.00	
INV 4/30	23/03/2022	KATANNING STOCK & TRADING	SALEYARD Shovel	55.50	
INV 4/31	23/03/2022	KATANNING STOCK & TRADING	KA1993 Debris Screen for Hino	285.00	
INV 4/32	24/03/2022	KATANNING STOCK & TRADING	HOUSING 8 Austral Tce Passage Set & Dead Bolt	139.50	
INV 4/33	31/03/2022	KATANNING STOCK & TRADING	KLC Ten Washers	20.00	
INV 4/34	31/03/2022	KATANNING STOCK & TRADING	WORKS Depot Two Coopex Insecticide	31.00	
31 EFT34063	05/05/2022	DHU SOUTH ELECTRICAL (T/A LEVITZKE HOLDINGS PTY LTD)			1,820.50
INV #3997	19/04/2022	DHU SOUTH ELECTRICAL (T/A LEVITZKE HOLDINGS PTY LTD)	ADMIN BUILDING Quarterly Air Conditioning Service	1,820.50	
32 EFT34064	05/05/2022	STATE LIBRARY OF WESTERN AUSTRALIA			663.33
INV RI031629	08/04/2022	STATE LIBRARY OF WESTERN AUSTRALIA	LIBRARY Freight Recoup January to June 2022	663.33	
33 EFT34065	05/05/2022	MODERN TEACHING AIDS			267.25
INV 44762663	23/03/2022	MODERN TEACHING AIDS	LIBRARY School Holidays & Storytime Activity Supplies	83.11	
INV 44763391	24/03/2022	MODERN TEACHING AIDS	LIBRARY School Holidays & Storytime Activity Supplies	184.14	
34 EFT34066	05/05/2022	MOHANA CATERING			1,200.00
INV 00000082	14/04/2022	MOHANA CATERING	YOUTH Week Catering 140422	1,200.00	
35 EFT34067	05/05/2022	ROXAINE HELENE O'TOOLE			110.00
INV 19	22/04/2022	ROXAINE HELENE O'TOOLE	GOVERNANCE ANZAC Day Wreath 2022	110.00	

## Schedule of Accounts Paid - May 2022

	Chq/EFT	Date	Name	Description	Invoice Amount	Payment Total
36	EFT34068	05/05/2022	OFFICE WORKS BUSINESS DIRECT			391.70
	INV 25786003	25/03/2022	OFFICE WORKS BUSINESS DIRECT	LIBRARY Replacement Keyboard Set for Front Counter	227.94	
	INV 25781178	25/03/2022	OFFICE WORKS BUSINESS DIRECT	LIBRARY Various Supplies for School Holiday Activities & Storytime	138.18	
	INV 25781938	25/03/2022	OFFICE WORKS BUSINESS DIRECT	LIBRARY School Holidays & Storytime Acrylic Paint	25.58	
37	EFT34069	05/05/2022	MORGAN JAMES SCARFE T/A RICOCHET CIRCUS			1,000.00
	INV INV-342	14/04/2022	MORGAN JAMES SCARFE T/A RICOCHET CIRCUS	YOUTH Week Entertainment Circus Stage Show	1,000.00	
38	EFT34070	05/05/2022	SECURE CORPORATION PTY LTD T/A SOUTHERN LOCK SECURITY			140.43
	INV C14994	01/04/2022	SECURE CORPORATION PTY LTD T/A SOUTHERN LOCK SECURITY	ADMIN Quarterly Alarm Monitoring April 2022	140.43	
39	EFT34071	05/05/2022	SLAVIN ARCHITECTS PTY LTD			10,014.40
	INV INV-0661	24/02/2022	SLAVIN ARCHITECTS PTY LTD	GOVERNANCE ECH Planning Design Development	2,640.00	
	INV INV-0715	14/04/2022	SLAVIN ARCHITECTS PTY LTD	GOVERNANCE ECH Planning Design Development	7,374.40	
40	EFT34072	05/05/2022	SOUTHERN CROSS AUSTEREO PTY LTD			641.30
	INV 71303127	31/03/2022	SOUTHERN CROSS AUSTEREO PTY LTD	HARMONY FESTIVAL Radio Advertising 010322 - 310322	641.30	
41	EFT34073	05/05/2022	SOUTHERN STONE & WOOD CONSTRUCTION & MAINTENANCE			20,151.45
	INV 313	18/04/2022	SOUTHERN STONE & WOOD CONSTRUCTION & MAINTENANCE	GREAT SOUTHERN AGED ACCOMMODATION Install Telstra Conduit	841.50	
	INV 310	18/04/2022	SOUTHERN STONE & WOOD CONSTRUCTION & MAINTENANCE	GREAT SOUTHERN AGED ACCOMMODATION Paving Increase to Unit 2/8 Kaatanup Loop	3,560.70	
	INV 309	18/04/2022	SOUTHERN STONE & WOOD CONSTRUCTION & MAINTENANCE	GREAT SOUTHERN AGED ACCOMMODATION Paving Increase to Unit 1/8 Kaatanup Loop	3,560.70	
	INV 314	18/04/2022	SOUTHERN STONE & WOOD CONSTRUCTION & MAINTENANCE	GREAT SOUTHERN AGED ACCOMMODATION Variation One Crossover to 19 Kaatanup Loop	3,423.75	
	INV 311	18/04/2022	SOUTHERN STONE & WOOD CONSTRUCTION & MAINTENANCE	GREAT SOUTHERN AGED ACCOMMODATION Paving Increase to Unit 3/8 Kaatanup Loop	4,382.40	
	INV 312	18/04/2022	SOUTHERN STONE & WOOD CONSTRUCTION & MAINTENANCE	GREAT SOUTHERN AGED ACCOMMODATION Paving Increase to Unit 4/8 Kaatanup Loop	4,382.40	
42	EFT34074	05/05/2022	T-QUIP			1,764.94
	INV 108541#4	03/03/2022	T-QUIP	PLANT Towed Mower Replacement Blades	1,764.94	
43	EFT34075	05/05/2022	TREE CRAFT			38,731.00
	INV 00011564	26/04/2022	TREE CRAFT	WORKS Power Line Clearing 170 Trees	20,314.80	
	INV 00011564	26/04/2022	TREE CRAFT	WORKS Power Line Clearing 151 Trees	18,416.20	

## Schedule of Accounts Paid - May 2022

	Chq/EFT	Date	Name	Description	Invoice Amount	Payment Total
44	EFT34076	05/05/2022	WARREN BLACKWOOD WASTE			13,634.64
	INV 00018004	14/04/2022	WARREN BLACKWOOD WASTE	WASTE Collection Recycling 040422 - 060422	4,746.40	
	INV 00018005	25/04/2022	WARREN BLACKWOOD WASTE	WASTE Collection General 040422 - 150422	4,141.84	
	INV 00018006	25/04/2022	WARREN BLACKWOOD WASTE	WASTE Collection Recycling 180422 - 200422	4,746.40	
45	EFT34077	05/05/2022	WATER CORPORATION			2,969.11
	INV 9007809508	19/04/2022	WATER CORPORATION	WATER Charges Standpipe at Langaweira 150222 - 300422	266.09	
	INV 9007809305	19/04/2022	WATER CORPORATION	WATER Charges Standpipe at Katanning Nyabing Rd 150222 - 300422	1,011.11	
	INV 9007809065	19/04/2022	WATER CORPORATION	WATER Charges Cemetery at Fenwick Rd 150222 - 140422	2.73	
	INV 9007810138	20/04/2022	WATER CORPORATION	WATER Charges Standpipe Trimmer Rd 160222 - 300422	1,082.06	
	INV 9007810322	20/04/2022	WATER CORPORATION	WATER Charges Hall at Katanning Kojonup Rd 160222 - 190422	2.73	
	INV 9007810672	21/04/2022	WATER CORPORATION	WATER Charges Standpipe at Great Southern Highway 160222 - 300422	604.39	
46	EFT34078	05/05/2022	NUTRIEN AG SOLUTIONS			61.38
	INV 906667711	31/03/2022	NUTRIEN AG SOLUTIONS	PLANT Gas Bottle for Forklift	61.38	
47	EFT34079	05/05/2022	WEST AUSTRALIAN NEWSPAPERS LTD			1,360.00
	INV 1007010420220331	31/03/2022	WEST AUSTRALIAN NEWSPAPERS LTD	HARMONY FESTIVAL Various Newspaper Advertising	1,360.00	
48	EFT34080	05/05/2022	SYNERGY			4,648.67
	INV 154025290	19/04/2022	SYNERGY	ELECTRICITY Charges Saleyards 150322 - 190422	1,613.77	
	INV 303663850	21/04/2022	SYNERGY	ELECTRICITY Charges Katanning Hotel 170222 - 210422	793.23	
	INV 251079810	22/04/2022	SYNERGY	ELECTRICITY Charges Tower Kierle St 180222 - 220422	168.37	
	INV 148310600	26/04/2022	SYNERGY	ELECTRICITY Charges 22 Austral Tce 210222 - 260422	219.27	
	INV 328938170	26/04/2022	SYNERGY	ELECTRICITY Charges Railway Station 210222 - 260422	254.41	
	INV 299567230	26/04/2022	SYNERGY	ELECTRICITY Charges 8 Austral Tce 210222 - 260422	137.69	
	INV 239593320	28/04/2022	SYNERGY	ELECTRICITY Charges Lot 1 Warren Rd 230222 - 280422	175.60	
	INV 303539720	28/04/2022	SYNERGY	ELECTRICITY Charges Lot 1 Synnot Ave 230222 - 280422	382.12	

## Schedule of Accounts Paid - May 2022

Chq/EFT	Date	Name	Description	Invoice Amount	Payment Total
INV 357455740	28/04/2022	SYNERGY	ELECTRICITY Charges 19 Charles St 230222 - 280422	628.88	
INV 383668100	29/04/2022	SYNERGY	ELECTRICITY Charges U1/8 Kaatanup Loop 110322 - 290422	98.34	
INV 383685880	29/04/2022	SYNERGY	ELECTRICITY Charges U3/5 Kaatanup Loop 170322 - 290422	95.56	
INV 386440770	29/04/2022	SYNERGY	ELECTRICITY Charges U2/5Kaatanup Loop 310322 - 290422	81.43	
49 EFT34081	05/05/2022	WYWURRY ELECTRICAL			454.60
INV INV5509	30/03/2022	WYWURRY ELECTRICAL	AMHERST VILLAGE Replace Unit 8 Hot Water System	166.70	
INV INV5523	01/04/2022	WYWURRY ELECTRICAL	HOUSING 61A Conroy St Replace Lights in Kitchen	181.20	
INV INV5544	26/04/2022	WYWURRY ELECTRICAL	DEPOT Disconnect & Reconnect Hot Water System	106.70	
50 EFT34082	13/05/2022	AVANTGARDE TECHNOLOGIES			1,420.10
INV ES00001724	03/05/2022	AVANTGARDE TECHNOLOGIES	CCTV Maintenance May 2022	1,420.10	
51 EFT34083	13/05/2022	Westcoast Profilers			84,927.62
INV 26774	29/04/2022	Westcoast Profilers	WORKS Cullen St & Fairfield Rd Sealing	84,927.62	
52 EFT34084	13/05/2022	Katanning Tiling Service			3,921.50
INV 00000151	27/02/2022	Katanning Tiling Service	HOUSING 8 Austral Tce Tiling to Kitchen Dining & Laundry	3,921.50	
53 EFT34085	13/05/2022	PAULL AND WARNER RESOURCES PTY LTD			275.00
INV S111472	31/03/2022	PAULL AND WARNER RESOURCES PTY LTD	ADMIN BUILDING Fire Indicator Panel & Front Lobby & Occupant Warning Panel March 2022	275.00	
54 EFT34086	13/05/2022	Elross Caravans			38,519.62
INV 0273.2	27/04/2022	Elross Caravans	TOURISM Driver Reviver Van Invoice Three of Five	19,259.81	
INV 0273.3	11/05/2022	Elross Caravans	TOURISM Driver Reviver Food Trailer	19,259.81	
55 EFT34087	13/05/2022	BGL SOLUTIONS			365.85
INV INV-0005127	05/05/2022	BGL SOLUTIONS	ADMIN BUILDING Garden Maintenance 050522	365.85	
56 EFT34088	13/05/2022	Department of Communities - CPFS			300.00
INV REIMBURSEMENT	19/04/2022	Department of Communities - CPFS	REIMBURSEMENT Bond Release for Cancelled Function 290721	300.00	
57 EFT34089	13/05/2022	Liberty Oil Australia Pty Ltd			22,659.84
INV FI314001837	20/04/2022	Liberty Oil Australia Pty Ltd	BULK Diesel 12,800 Litres	22,659.84	



## Schedule of Accounts Paid - May 2022

	Chq/EFT	Date	Name	Description	Invoice Amount	Payment Total
58	EFT34090	13/05/2022	KATANNING SECURITY PROTECTION PTY LTD			196.00
	INV 00000556	03/05/2022	KATANNING SECURITY PROTECTION PTY LTD	ADMIN Alarm Response 020522	196.00	
59	EFT34091	13/05/2022	S & AL LONGMIRE			10,960.00
	INV 3	05/05/2022	S & AL LONGMIRE	WORKS Warren Rd & Bibiking Rd Gravel	10,960.00	
60	EFT34092	13/05/2022	Easi			1,262.95
	INV 157690	29/04/2022	Easi	1HIB928 Vehicle Lease Payment 290422	1,262.95	
61	EFT34093	13/05/2022	INTEGRATED ICT			3,038.04
	INV 20516	30/01/2022	INTEGRATED ICT	ADMIN IT Support WALGA Business Hours Various Tickets	198.00	
	INV 21810	30/04/2022	INTEGRATED ICT	ADMIN & KLC Support Server Maintenance April 2022	550.00	
	INV 22001	30/04/2022	INTEGRATED ICT	ADMIN Trend Micro Security & Antivirus Subscription April 2022	242.55	
	INV 22000	30/04/2022	INTEGRATED ICT	ADMIN Microsoft Office 365 Subscription April 2022	2,047.49	
62	EFT34094	13/05/2022	IPEC PTY LTD			52.15
	INV 0554-S408620	17/04/2022	IPEC PTY LTD	FREIGHT Charges April 2022	12.25	
	INV 0555-S408620	24/04/2022	IPEC PTY LTD	FREIGHT Charges April 2022	39.90	
63	EFT34095	13/05/2022	Outback Productions			300.00
	INV REIMBURSEMENT	19/04/2022	Outback Productions	REIMBURSEMENT KLC Bond Release Outback Experience 250322	300.00	
64	EFT34096	13/05/2022	YVETTE CHERRY			27.50
	INV REFUND	09/05/2022	YVETTE CHERRY	HARMONY FESTIVAL Refund of Stall Fee for 190322	27.50	
65	EFT34097	13/05/2022	Practical Products Pty Ltd			4,433.00
	INV 39110-22752	03/05/2022	Practical Products Pty Ltd	COMMUNITY ROOM Turbofan H10D Electric Digital Cabinet	4,433.00	
66	EFT34098	13/05/2022	JESSICA ANNE EVE VAN DER WAAG			297.22
	INV INVOICE	29/04/2022	JESSICA ANNE EVE VAN DER WAAG	LIBRARY Reimbursement of Book Purchase Read Write Now	297.22	
67	EFT34099	13/05/2022	ALBANY RECORDS MANAGEMENT			165.00
	INV 0010215	31/03/2022	ALBANY RECORDS MANAGEMENT	ADMIN Confidential Document Destruction	165.00	

## Schedule of Accounts Paid - May 2022

	Chq/EFT	Date	Name	Description	Invoice Amount	Payment Total
68	EFT34100	13/05/2022	AUSTRALIA POST			687.94
	INV 1011409068	03/04/2022	AUSTRALIA POST	DAILY Postage Fees March 2022	687.94	
69	EFT34101	13/05/2022	COCA-COLA AMATIL			773.69
	INV 228319172	28/04/2022	COCA-COLA AMATIL	KLC Kiosk Refreshments April 2022	261.39	
	INV 228376358	05/05/2022	COCA-COLA AMATIL	KLC Kiosk Refreshments May 2022	512.30	
70	EFT34102	13/05/2022	DELL AUSTRALIA PTY LTD			286.00
	INV 2410866923	09/04/2022	DELL AUSTRALIA PTY LTD	ADMIN ICT Hardware Dell Optiplex Stand	286.00	
71	EFT34103	13/05/2022	L. E. GARSTONE PLUMBING			2,460.00
	INV 000758	17/03/2022	L. E. GARSTONE PLUMBING	MAINTENANCE Backflow Testing	825.00	
	INV 000769	04/05/2022	L. E. GARSTONE PLUMBING	COMMUNITY AMENITIES Town Square Toilets Replace Copper Pipe to the Main Water Line	150.00	
	INV 000768	04/05/2022	L. E. GARSTONE PLUMBING	STANDPIPE Maintenance Back Flow Testing	1,485.00	
72	EFT34104	13/05/2022	GOULD GENEALOGY & HISTORY			238.95
	INV IN-00211358	29/03/2022	GOULD GENEALOGY & HISTORY	LIBRARY Local History Books	238.95	
73	EFT34105	13/05/2022	GRANDE FOOD SERVICE			832.51
	INV 4195738	04/05/2022	GRANDE FOOD SERVICE	KLC Kiosk Refreshments May 2022	832.51	
74	EFT34106	13/05/2022	GREAT SOUTHERN FUEL SUPPLIES			6,360.04
	INV 17004618	07/04/2022	GREAT SOUTHERN FUEL SUPPLIES	PLANT Engine Oil for Various Vehicles	941.59	
	INV FCRDAPR22	30/04/2022	GREAT SOUTHERN FUEL SUPPLIES	FUEL Cards April 2022	5,418.45	
75	EFT34107	13/05/2022	HISCONFÉ			399.52
	INV 1233074	28/04/2022	HISCONFÉ	MATERIALS Steam Trays for Community Room & Urn for Town Hall	399.52	
76	EFT34108	13/05/2022	TOLL IPEC/ COURIER AUSTRALIA			98.18
	INV 0520-5408620	01/08/2021	TOLL IPEC/ COURIER AUSTRALIA	FREIGHT Charges August 2021	98.18	
77	EFT34109	13/05/2022	JOHN KINNEAR AND ASSOCIATES			3,954.50
	INV H109	28/01/2022	JOHN KINNEAR AND ASSOCIATES	ROADS Coate St & Rogers Ave Survey for Drainage & Kerbing	3,954.50	

## Schedule of Accounts Paid - May 2022

	Chq/EFT	Date	Name	Description	Invoice Amount	Payment Total
78	EFT34110	13/05/2022	KATANNING & DISTRICTS POOL ASSOCIATION INC			500.00
	INV 03052022	03/05/2022	KATANNING & DISTRICTS POOL ASSOCIATION INC	YOUTH Eight Ball Pool Program	500.00	
79	EFT34111	13/05/2022	WESFARMERS KLEENHEAT GAS PTY LTD			266.64
	INV 21927210	22/04/2022	WESFARMERS KLEENHEAT GAS PTY LTD	SALEYARDS Gas Refill for Canteen April 2022	266.64	
80	EFT34112	13/05/2022	MARKETFORCE PTY LTD			425.33
	INV 43377	27/04/2022	MARKETFORCE PTY LTD	ADMIN Various Advertising Vacant Positions	425.33	
81	EFT34113	13/05/2022	MCLEODS			757.44
	INV 48665	29/04/2022	MCLEODS	ADMIN Transfer Ownership of 39 Cullen St to Shire of Katanning	757.44	
82	EFT34114	13/05/2022	Message Media			9.17
	INV INV02253489	30/04/2022	Message Media	KLC SE&IP Message Services 010422 - 300422	9.17	
83	EFT34115	13/05/2022	MOHANA CATERING			420.00
	INV 00000084	28/04/2022	MOHANA CATERING	GOVERNANCE Council Meeting Grazing Board 280422	120.00	
	INV 00000083	28/04/2022	MOHANA CATERING	GOVERNANCE Council Forum Finger Food Lunch 270422	300.00	
84	EFT34116	13/05/2022	QFH MULTIPARTS			217.60
	INV 906760733	19/04/2022	QFH MULTIPARTS	WORKS Uniforms Boots	189.95	
	INV 906823827	28/04/2022	QFH MULTIPARTS	KA1337 Tip Truck Fitting	27.65	
85	EFT34117	13/05/2022	PFD FOOD SERVICES			373.30
	INV LC326179	21/04/2022	PFD FOOD SERVICES	KLC Kiosk Refreshments April 2022	373.30	
86	EFT34118	13/05/2022	PLASTICS PLUS			3,526.16
	INV 331895	02/05/2022	PLASTICS PLUS	SANITATION Bins Wheels Axles & Pins	3,526.16	
87	EFT34119	13/05/2022	ALBANY PRINTERS			75.00
	INV 00046403	31/03/2022	ALBANY PRINTERS	KLC Term Timetable	75.00	
88	EFT34120	13/05/2022	SEEK LIMITED			874.50
	INV 98471603	28/04/2022	SEEK LIMITED	ADMIN Advertising Manager Finance Position	874.50	

## Schedule of Accounts Paid - May 2022

	Chq/EFT	Date	Name	Description	Invoice Amount	Payment Total
89	EFT34121	13/05/2022	S.K.N CONTRACTING			8,435.90
	INV 343/17233	05/05/2022	S.K.N CONTRACTING	KLC Dam Expansion Fencing 50% Deposit	8,435.90	
90	EFT34122	13/05/2022	FUTURE TECH BUSINESS SYSTEMS PTY LTD T/AS SOS OFFICE EQUIPMENT			192.52
	INV 587551	31/03/2022	FUTURE TECH BUSINESS SYSTEMS PTY LTD T/AS SOS OFFICE EQUIPMENT	KLC Photocopier Readings March 2022	192.52	
91	EFT34123	13/05/2022	SOUTH REGIONAL TAFE			455.00
	INV I0018948	20/04/2022	SOUTH REGIONAL TAFE	TRAINING Cert Three in Business JT	455.00	
92	EFT34124	13/05/2022	TRUCKLINE "SPECIALIST WHOLESALERS PTY LTD			1,171.29
	INV 7751755	21/04/2022	TRUCKLINE "SPECIALIST WHOLESALERS PTY LTD	KA11363 Tip Truck Viscouse Clutch Hub	883.42	
	INV 7749413	21/04/2022	TRUCKLINE "SPECIALIST WHOLESALERS PTY LTD	KA11363 Tip Truck PTO Toggle Switches	287.87	
93	EFT34125	13/05/2022	TYREPOWER KATANNING			1,001.00
	INV 149612	27/04/2022	TYREPOWER KATANNING	KA694 & KA25148 Replacement Battery	389.00	
	INV 149684	27/04/2022	TYREPOWER KATANNING	KA24397 Replacement Battery	612.00	
94	EFT34126	13/05/2022	ALBANY V-BELT & RUBBER			669.77
	INV IN352190	28/04/2022	ALBANY V-BELT & RUBBER	PLANT Various Parts Lanolin Spray Cable Ties & Emulsion Pump	669.77	
95	EFT34127	13/05/2022	WARREN BLACKWOOD WASTE			4,141.84
	INV 00018007	02/05/2022	WARREN BLACKWOOD WASTE	WASTE Collection General 180422 - 290422	4,141.84	
96	EFT34128	13/05/2022	WATKINS PLUMBING			265.05
	INV 1704	03/05/2022	WATKINS PLUMBING	AMHERST VILLAGE Unit Nine Rectify Hot Water Pressure Issues	265.05	
97	EFT34129	13/05/2022	WA TRAFFIC PLANNING			1,485.00
	INV 1538	20/04/2022	WA TRAFFIC PLANNING	WORKS Update Traffic Management Plan	385.00	
	INV 1535	20/04/2022	WA TRAFFIC PLANNING	WORKS Rogers Ave Traffic Management Plan	605.00	
	INV 1542	21/04/2022	WA TRAFFIC PLANNING	ANZAC Day Traffic Management Plan	495.00	
98	EFT34130	13/05/2022	WATER CORPORATION			166.73
	INV 9013922945	03/05/2022	WATER CORPORATION	WATER Charges 8 Austral Tce 010522 - 300622	166.73	

## Schedule of Accounts Paid - May 2022

	Chq/EFT	Date	Name	Description	Invoice Amount	Payment Total
99	EFT34131	13/05/2022	SYNERGY			14,149.95
	INV 638847540	02/05/2022	SYNERGY	ELECTRICITY Charges Unmetered Powerwatch 310322 - 020522	340.64	
	INV 138671920	02/05/2022	SYNERGY	ELECTRICITY Charges 25 Marmion St 250222 - 020522	175.55	
	INV 312951080	02/05/2022	SYNERGY	ELECTRICITY Charges 52 Austral Tce 010422 - 020522	2,414.21	
	INV 338348270	02/05/2022	SYNERGY	ELECTRICITY Charges Streetlights 010422 - 020522	10,943.83	
	INV 159985050	02/05/2022	SYNERGY	ELECTRICITY Charges U2/6 Hill Way 250222 - 020522	145.38	
	INV 159777820	02/05/2022	SYNERGY	ELECTRICITY Charges U1/6 Hill Way 250222 - 020522	130.34	
100	EFT34132	13/05/2022	WESTRAC EQUIPMENT P/L			1,267.74
	INV PI6941966	28/04/2022	WESTRAC EQUIPMENT P/L	KA24397 Caterpillar Integrated Toolcarrier Exhaust Gaskets & Manifold	1,267.74	
101	EFT34133	13/05/2022	SHIRE OF WOODANILLING			7,524.00
	INV 1454	27/04/2022	SHIRE OF WOODANILLING	WORKS Road Maintenance Rural Labourer to Assist with Grader Work	7,524.00	
102	EFT34134	13/05/2022	WYWURRY ELECTRICAL			106.70
	INV INV5563	28/04/2022	WYWURRY ELECTRICAL	AMHERST VILLAGE Unit Nine Maintenance to Hot Water System	106.70	
103	EFT34135	16/05/2022	SOUTHERN STONE & WOOD CONSTRUCTION & MAINTENANCE			19,800.00
	INV 308	18/04/2022	SOUTHERN STONE & WOOD CONSTRUCTION & MAINTENANCE	GREAT SOUTHERN AGED ACCOMMODATION Supply & Install Pavestone Progress Draw	19,800.00	
104	EFT34136	26/05/2022	4CABLING PTY LTD			172.99
	INV 2650426	04/05/2022	4CABLING PTY LTD	ADMIN ICT Hardware 3M DisplayPort Male to HDMI	172.99	
105	EFT34137	26/05/2022	PAULL AND WARNER RESOURCES PTY LTD			275.00
	INV S112671	29/04/2022	PAULL AND WARNER RESOURCES PTY LTD	ADMIN BUILDING Fire Indicator Panel & Front Lobby & Occupant Warning Panel April 2022	275.00	
106	EFT34138	26/05/2022	Solutions IT Balcatta			1,550.34
	INV S60419	10/05/2022	Solutions IT Balcatta	ADMIN ICT Hardware Lenovo ThinkVision Monitor	1,550.34	
107	EFT34139	26/05/2022	Moore Australia			2,420.00
	INV 2872	12/05/2022	Moore Australia	ADMIN Training Management & Financial Reporting Workshops DG	2,420.00	
108	EFT34140	26/05/2022	CANON AUSTRALIA PTY LTD			9,157.31
	INV RN2623548	05/05/2022	CANON AUSTRALIA PTY LTD	ADMIN Office Equipment Canon Photocopier	9,157.31	

## Schedule of Accounts Paid - May 2022

	Chq/EFT	Date	Name	Description	Invoice Amount	Payment Total
109	EFT34141	26/05/2022	Station Motors (1974) Pty Ltd t/a Katanning Mazda, Edwards Holden & Edwards Isuzu Ute			362.02
	INV R47229	05/05/2022	Station Motors (1974) Pty Ltd t/a Katanning Mazda, Edwards Holden & Edwards Isuzu Ute	KA277 Isuzu D-Max Carry Out Service & Inspection	362.02	
110	EFT34142	26/05/2022	Hersey's Safety Pty Ltd			930.60
	INV 47698	07/04/2022	Hersey's Safety Pty Ltd	WORKS Boxes of Safety/Sunglasses	336.60	
	INV 47697	07/04/2022	Hersey's Safety Pty Ltd	WORKS Three Brushcutter Cord	594.00	
111	EFT34143	26/05/2022	Easi			1,262.95
	INV 158427	13/05/2022	Easi	1HIB928 Vehicle Lease Payment 130522	1,262.95	
112	EFT34144	26/05/2022	INTEGRATED ICT			2,855.01
	INV 22079	29/04/2022	INTEGRATED ICT	ADMIN ICT Hardware TP-Link Modem/Wireless Router	710.01	
	INV 22054	29/04/2022	INTEGRATED ICT	ADMIN IT Support Hours	2,145.00	
113	EFT34145	26/05/2022	IPEC PTY LTD			52.60
	INV 0556-S408620	01/05/2022	IPEC PTY LTD	FREIGHT Charges April 2022	52.60	
114	EFT34146	26/05/2022	WHEATBELT SERVICES PTY LTD			915.20
	INV 00000269	29/04/2022	WHEATBELT SERVICES PTY LTD	WORKS Various Street Signs	915.20	
115	EFT34147	26/05/2022	Katanning Aquatic Sports Inc.			450.00
	INV 1	10/05/2022	Katanning Aquatic Sports Inc.	GOVERNANCE CEO Donation for Swim Packs	450.00	
116	EFT34148	26/05/2022	BEAUFORT RIVER FLOWERS			165.00
	INV 775	12/05/2022	BEAUFORT RIVER FLOWERS	TOURISM Flowers for Six Seasons on a Plate Event	165.00	
117	EFT34149	26/05/2022	AMPAC DEBT RECOVERY (WA) PTY LTD			2,865.50
	INV 83867	30/04/2022	AMPAC DEBT RECOVERY (WA) PTY LTD	RATES Debt Recovery April 2022	2,865.50	
118	EFT34150	26/05/2022	AUSTRALIAN TAXATION OFFICE			30,236.00
	INV PAYG	12/05/2022	AUSTRALIAN TAXATION OFFICE	PAYG PAY 23	30,236.00	
119	EFT34151	26/05/2022	BADGEBUP ABORIGINAL CORPORATION			3,300.00
	INV INV-0041	02/05/2022	BADGEBUP ABORIGINAL CORPORATION	TOURISM Set-up Six Seasons on a Plate Event & Supply of Bushfood	3,300.00	

## Schedule of Accounts Paid - May 2022

	Chq/EFT	Date	Name	Description	Invoice Amount	Payment Total
120	EFT34152	26/05/2022	BCITF			43.75
	INV T92	17/05/2022	BCITF	BCITF FOR FEBRUARY 2022 2021220028 (273717) PHYLLIS WELLS	43.75	
121	EFT34153	26/05/2022	ORIGIN ENERGY			484.00
	INV INV03852693	25/04/2022	ORIGIN ENERGY	KLC LPG Equipment Fee Two Cylinders	484.00	
122	EFT34154	26/05/2022	BTW RURAL SUPPLIES			2,012.80
	INV 34333	05/04/2022	BTW RURAL SUPPLIES	PLANT Pole Saw & Chains	1,699.00	
	INV 34356	19/04/2022	BTW RURAL SUPPLIES	PLANT Tuning Tools	25.00	
	INV 34664	27/04/2022	BTW RURAL SUPPLIES	PLANT Two Stroke & Filter Oil	263.80	
	INV 34723	29/04/2022	BTW RURAL SUPPLIES	KA25235 Holden Colorado Oil Filter	25.00	
123	EFT34155	26/05/2022	BURANDO HILL PROPERTIES PTY LTD			142.27
	INV #KAT23744	29/04/2022	BURANDO HILL PROPERTIES PTY LTD	KA25138 Case IH Three Point Linkage Pins & Clips	142.27	
124	EFT34156	26/05/2022	CAMPBELL BECK'S SMART SHOP			250.00
	INV 2302	11/05/2022	CAMPBELL BECK'S SMART SHOP	WORKS Ink Cartridges & Box	250.00	
125	EFT34157	26/05/2022	CATALYSE PTY LTD			17,189.70
	INV INV-1249	10/05/2022	CATALYSE PTY LTD	GOVERNANCE Markyt Community Scorecard Image for Strategic Community Plan	660.00	
	INV INV-1215	10/05/2022	CATALYSE PTY LTD	GOVERNANCE Consultants Community Scorecard Survey	16,529.70	
126	EFT34158	26/05/2022	COCA-COLA AMATIL			456.29
	INV 228431769	12/05/2022	COCA-COLA AMATIL	KLC Kiosk Refreshments May 2022	456.29	
127	EFT34159	26/05/2022	Lockhart Family Trust Trading as Mini Projects WA			3,820.00
	INV 481	12/03/2022	Lockhart Family Trust Trading as Mini Projects WA	TOWN HALL Clean Gutters & Downpipes & Assess Roof	3,820.00	
128	EFT34160	26/05/2022	RAY FORD SIGNS			2,191.20
	INV 12510	09/05/2022	RAY FORD SIGNS	WORKS Signage Pound Numbers	26.40	
	INV 12509	09/05/2022	RAY FORD SIGNS	TOURISM Wayfinding Signage Supply Fit & Reskin Boundary Sign	2,164.80	
129	EFT34161	26/05/2022	GOWER INDUSTRIES			154.00
	INV 3084	10/05/2022	GOWER INDUSTRIES	PLANT Gloves & Wire Brush	154.00	

## Schedule of Accounts Paid - May 2022

	Chq/EFT	Date	Name	Description	Invoice Amount	Payment Total
130	EFT34162	26/05/2022	GRAHAM'S SMALL MOTOR CENTRE			618.00
	INV L30	20/04/2022	GRAHAM'S SMALL MOTOR CENTRE	PLANT 100ft Roll of Chain	550.00	
	INV L25	20/04/2022	GRAHAM'S SMALL MOTOR CENTRE	PLANT Chainsaw Chain	68.00	
131	EFT34163	26/05/2022	GRANDE FOOD SERVICE			511.95
	INV 4196073	11/05/2022	GRANDE FOOD SERVICE	KLC Kiosk Refreshments Clinkers May 2022	68.73	
	INV 4196067	11/05/2022	GRANDE FOOD SERVICE	KLC Kiosk Refreshments May 2022	443.22	
132	EFT34164	26/05/2022	iiNET LIMITED			79.99
	INV 132007725	17/05/2022	iiNET LIMITED	CEO Internet Expenses 010622 - 010722	79.99	
133	EFT34165	26/05/2022	IRIS CONSULTING GROUP PTY LTD			190.00
	INV 00002009	11/05/2022	IRIS CONSULTING GROUP PTY LTD	TRAINING Records Management E-course	190.00	
134	EFT34166	26/05/2022	J P PROMOTIONS PTY LTD			2,707.27
	INV INV25105	02/05/2022	J P PROMOTIONS PTY LTD	UNIFORMS Polo's & Jackets	2,707.27	
135	EFT34167	26/05/2022	Katanning H Hardware			2,848.47
	INV 101045844	04/04/2022	Katanning H Hardware	KA11993 Honda Motorbike T Piece Ball Valves & Wheel Sockets	156.40	
	INV 101045957	06/04/2022	Katanning H Hardware	KA11993 Honda Motorbike Terminals Crimpers & Spray Unit Isolators	290.00	
	INV 105001806	13/04/2022	Katanning H Hardware	WORKS Rd Maintenance Broom & Crow Bar for Road Patching	146.40	
	INV 105001819	20/04/2022	Katanning H Hardware	KA369 Replacement Lockable Toolbox	1,901.00	
	INV 102018849	26/04/2022	Katanning H Hardware	KA11363 Tip Truck Bolts Washers & Screwdrivers	102.87	
	INV 103000827	27/04/2022	Katanning H Hardware	PLANT Parts Scrapers	61.80	
	INV 102018931	29/04/2022	Katanning H Hardware	MAINTENANCE Sweeper Brooms	190.00	
136	EFT34168	26/05/2022	NATIONAL LIVESTOCK REPORTING SERVICE			742.50
	INV 2400012506	29/04/2022	NATIONAL LIVESTOCK REPORTING SERVICE	SALEYARDS Livestock Reporting April 2022	742.50	
137	EFT34169	26/05/2022	LOTEX FILTER CLEANING SERVICE			517.19
	INV 00007606	26/11/2021	LOTEX FILTER CLEANING SERVICE	PLANT Air Filter Cleaning	310.65	
	INV 00007989	18/03/2022	LOTEX FILTER CLEANING SERVICE	PLANT Various Filter Cleaning	206.54	



## Schedule of Accounts Paid - May 2022

	Chq/EFT	Date	Name	Description	Invoice Amount	Payment Total
138	EFT34170	26/05/2022	MCLEODS			1,966.45
	INV 124036	29/04/2022	MCLEODS	CONSULTANTS Katanning Wanderers Football Club - Agricultural Land Lease	1,966.45	
139	EFT34171	26/05/2022	GREAT SOUTHERN MERINO SHEEPBREEDERS ASSOC			825.00
	INV 102450	04/05/2022	GREAT SOUTHERN MERINO SHEEPBREEDERS ASSOC	GOVERNANCE Sponsorship of Rabobank WA Sheep Expo & Ram Sale 2022	825.00	
140	EFT34172	26/05/2022	FOCHE PLANT HIRE T/A RMF FABRICATION			36,520.00
	INV 10-012364	30/04/2022	FOCHE PLANT HIRE T/A RMF FABRICATION	WORKS Bokarup St Reconstruction of Pedestrian Bridge Scope of Works	36,520.00	
141	EFT34173	26/05/2022	SECURE CORPORATION PTY LTD T/A SOUTHERN LOCK SECURITY			420.00
	INV C15492	05/05/2022	SECURE CORPORATION PTY LTD T/A SOUTHERN LOCK SECURITY	ADMIN ICT Hardware HDMI Extender HDCP Compliant Single Cable & Freight	420.00	
142	EFT34174	26/05/2022	FUTURE TECH BUSINESS SYSTEMS PTY LTD T/AS SOS OFFICE EQUIPMENT			155.79
	INV 588810	30/04/2022	FUTURE TECH BUSINESS SYSTEMS PTY LTD T/AS SOS OFFICE EQUIPMENT	KLC Photocopier Readings April 2022	155.79	
143	EFT34175	26/05/2022	IT VISION AUSTRALIA PTY LTD			275.00
	INV 36737	30/04/2022	IT VISION AUSTRALIA PTY LTD	ADMIN Reversal of Disposal of Asset	275.00	
144	EFT34176	26/05/2022	WARREN BLACKWOOD WASTE			9,504.24
	INV 00018030	06/05/2022	WARREN BLACKWOOD WASTE	SANITATION Collection 060422 - 270422	616.00	
	INV 00018035	07/05/2022	WARREN BLACKWOOD WASTE	WASTE Collection Recycling 020522 - 040522	4,746.40	
	INV 00018051	15/05/2022	WARREN BLACKWOOD WASTE	WASTE Collection General 020522 - 130522	4,141.84	
145	EFT34177	26/05/2022	WATSON'S LIQUID WASTE DISPOSAL			560.00
	INV 2294	11/05/2022	WATSON'S LIQUID WASTE DISPOSAL	KLC Clean out Grease Traps	560.00	
146	EFT34178	26/05/2022	WEST AUSTRALIAN NEWSPAPERS LTD			847.01
	INV 1007010420220430	30/04/2022	WEST AUSTRALIAN NEWSPAPERS LTD	GOVERNANCE Shire Matters April 2022	600.00	
	INV 1007010420220430	30/04/2022	WEST AUSTRALIAN NEWSPAPERS LTD	ADVERTISING for Lot 70 Warren Rd AS Planning Application	247.01	
147	EFT34179	26/05/2022	SYNERGY			22,946.51
	INV 155057680	03/05/2022	SYNERGY	ELECTRICITY Charges Refuse Site 240222 - 030522	462.08	
	INV 253839510	03/05/2022	SYNERGY	ELECTRICITY Charges 61A Conroy St 010322 - 030522	173.53	

## Schedule of Accounts Paid - May 2022

Chq/EFT	Date	Name	Description	Invoice Amount	Payment Total
INV 335812970	05/05/2022	SYNERGY	ELECTRICITY Charges CCTV Baker St 020322 - 050522	118.25	
INV 384217550	05/05/2022	SYNERGY	ELECTRICITY U270 Clive St Account Establishment Fee & Supply Charge	149.82	
INV 389248600	10/05/2022	SYNERGY	ELECTRICITY 89 Dore St Demolition Fee	484.00	
INV 389248600	11/05/2022	SYNERGY	ELECTRICITY Lot 505 Daping St Demolition Fee	484.00	
INV 977854430	13/05/2022	SYNERGY	GROUPED Electricity Charges 150322 - 130522	21,074.83	
148 EFT34180	26/05/2022	WESTRAC EQUIPMENT P/L			318.38
INV PI6947908	01/05/2022	WESTRAC EQUIPMENT P/L	KA24397 Caterpillar Toolcarrier Washer Bottle Exhaust Gaskets & Exhaust Manifold	318.38	
149 EFT34181	26/05/2022	THE WORKWEAR GROUP			1,140.15
INV 13904933	31/03/2022	THE WORKWEAR GROUP	GOVERNANCE Uniforms JM 2021/22	447.19	
INV 13928772	13/04/2022	THE WORKWEAR GROUP	ADMIN Uniforms SJ 2021/22	310.40	
INV 13952911	14/04/2022	THE WORKWEAR GROUP	ADMIN Uniforms TH 2021/22	382.56	
150 EFT34182	26/05/2022	WURTH AUSTRALIA PTY LTD			836.18
INV 4320009900	24/03/2022	WURTH AUSTRALIA PTY LTD	PLANT Hose Clamps Cleaning Rags & Torque Bar for Brooms	836.18	

**EFT Total \$ 679,748.35**

### Payroll Payments

Chq/EFT	Date	Name	Description	Invoice Amount	Payment Total
151 PAY	11/05/2022	PAYROLL			115,197.44
PAY	11/05/2022	PAYROLL	Payroll PAY 23	115,197.44	
152 PAY	25/05/2022	PAYROLL			116,813.70
PAY	25/05/2022	PAYROLL	Payroll PAY 24	116,813.70	

**Pay Total \$ 232,011.14**

### Direct Debit Payments

Chq/EFT	Date	Name	Description	Invoice Amount	Payment Total
153 DD31158.2	06/05/2022	WEST AUSTRALIAN TREASURY CORPORATION			13,078.72
INV 161	06/05/2022	WEST AUSTRALIAN TREASURY CORPORATION	CAPITAL Repayments Loan No 161	13,078.72	

## Schedule of Accounts Paid - May 2022

Chq/EFT	Date	Name	Description	Invoice Amount	Payment Total
154 SUPER	11/05/2022	Superchoice			15,726.12
SUPER	11/05/2022	Superchoice	Superannuation Payments May 2022	15,726.12	
155 DD31159.1	16/05/2022	SG FLEET AUSTRALIA PTY LTD			1,054.37
INV AUSG00349755	30/04/2022	SG FLEET AUSTRALIA PTY LTD	CESM Vehicle Lease Repayments 070522 - 060622	1,054.37	
156 SUPER	25/05/2022	Superchoice			15,812.25
SUPER	25/05/2022	Superchoice	Superannuation Payments May 2022	15,812.25	
<b>Direct Debit Total \$</b>				<b>45,671.46</b>	

### General Credit Card Purchases

Direct Debit Number	Date	GENERAL Credit Card Purchases		
157 DD31176.1	26/05/2022	COMMONWEALTH BANK		3,289.25
INV HRMAY22	02/05/2022	COMMONWEALTH BANK	DOT Accommodation for Training JT 010522	250.37
INV HRMAY22	18/05/2022	COMMONWEALTH BANK	GOVERNANCE Farewell Gift Card JC	257.95
INV EMIAMAY22	05/05/2022	COMMONWEALTH BANK	CONCULTANT Parking for Meeting	4.10
INV EMIAMAY22	17/05/2022	COMMONWEALTH BANK	HOUSING Gas Bottle for 61B Conroy St	328.00
INV CEOMAY22	10/05/2022	COMMONWEALTH BANK	ADMIN Farewell Morning Tea SE	97.74
INV HRMAY22	02/05/2022	COMMONWEALTH BANK	DOT Accommodation for Training KE 010522	246.93
INV HRMAY22	04/05/2022	COMMONWEALTH BANK	DOT Accommodation for Training JT 020522 - 050522	729.94
INV HRMAY22	05/05/2022	COMMONWEALTH BANK	DOT Accommodation for Training KE 020522 - 050522	669.11
INV HRMAY22	12/05/2022	COMMONWEALTH BANK	TOURISM Six Jumbuck Radiant Patio Heaters	534.00

## Schedule of Accounts Paid - May 2022

Chq/EFT	Date	Name	Description	Invoice Amount	Payment Total
INV HRMAY22	12/05/2022	COMMONWEALTH BANK	GOVERNANCE Forum Catering 120522	69.00	
INV HRMAY22	12/05/2022	COMMONWEALTH BANK	GOVERNANCE Forum Coffees 120522	36.60	
INV HRMAY22	16/05/2022	COMMONWEALTH BANK	GOVERNANCE Farewell Card for JC	5.01	
INV HRMAY22	17/05/2022	COMMONWEALTH BANK	WORKS Sausages for JC Farewell Morning Tea	60.50	
<b>Credit Card Totals</b>				<b>\$3,289.25</b>	

<b>Cheque Total</b>	\$542.00	0.06%
<b>EFT Total</b>	\$679,748.35	70.71%
<b>Payroll Total</b>	\$232,011.14	24.14%
<b>Direct Debit Total</b>	\$45,671.46	4.75%
<b>Credit Card Total</b>	\$3,289.25	0.34%
	<b>\$961,262.20</b>	<b>100.00%</b>



Shire of  
**Katanning**  
Heart of the Great Southern

Monthly Statement of Financial Activity  
For the period ended  
31 May 2022



**MONTHLY FINANCIAL REPORT**  
**(Containing the Statement of Financial Activity)**  
**For the period ending 30 April 2022**

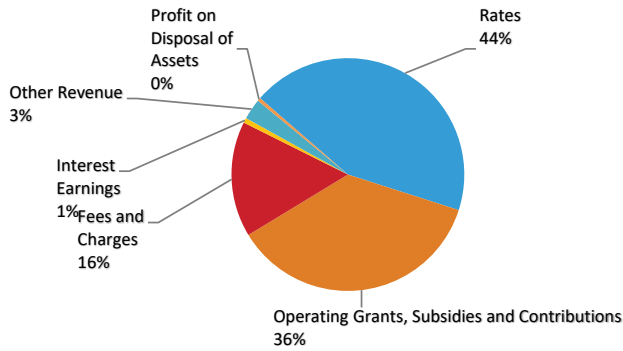
**LOCAL GOVERNMENT ACT 1995**  
**LOCAL GOVERNMENT (FINANCIAL MANAGEMENT) REGULATIONS 1996**

**TABLE OF CONTENTS**

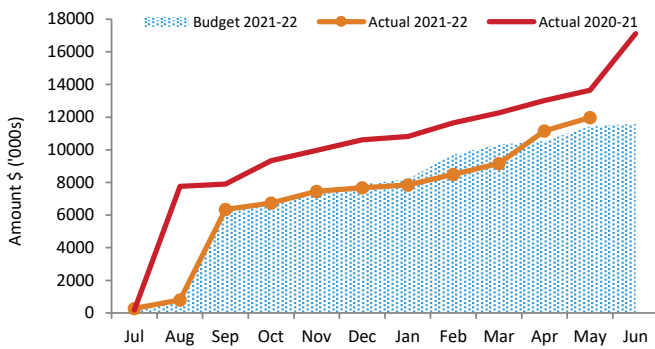
Statement of Financial Activity by Program	5
Statement of Financial Activity by Nature or Type	7
Basis of Preparation	8
Note 1 Statement of Financial Activity Information	9
Note 2 Cash and Financial Assets	10
Note 3 Receivables	11
Note 4 Other Current Assets	13
Note 5 Payables	14
Note 6 Rate Revenue	15
Note 7 Disposal of Assets	16
Note 8 Capital Acquisitions	17
Note 9 Borrowings	23
Note 10 Lease Liabilities	24
Note 11 Cash Reserves	25
Note 12 Other Current Liabilities	26
Note 13 Operating grants and contributions	27
Note 14 Non operating grants and contributions	29
Note 15 Trust Fund	30
Note 16 Budget Amendments	31
Note 17 Explanation of Material Variances	33

**OPERATING ACTIVITIES**

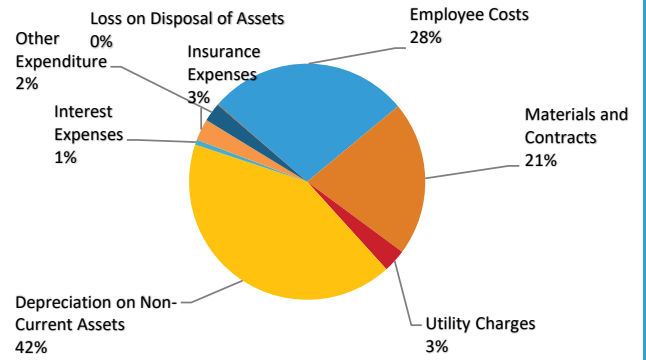
**OPERATING REVENUE**



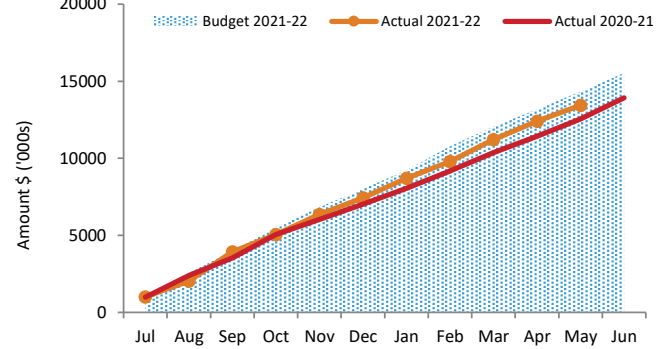
**Budget Operating Revenues -v- Actual**



**OPERATING EXPENSES**



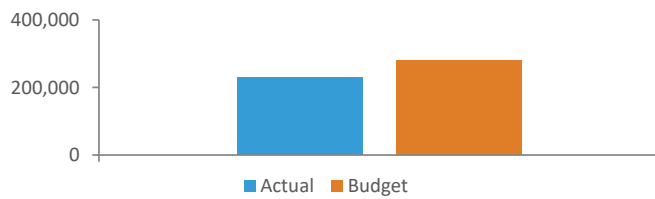
**Budget Operating Expenses -v- YTD Actual**



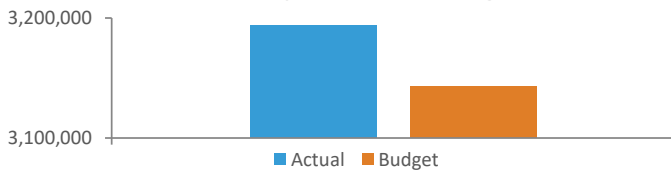
**FINANCING ACTIVITIES**

**BORROWINGS**

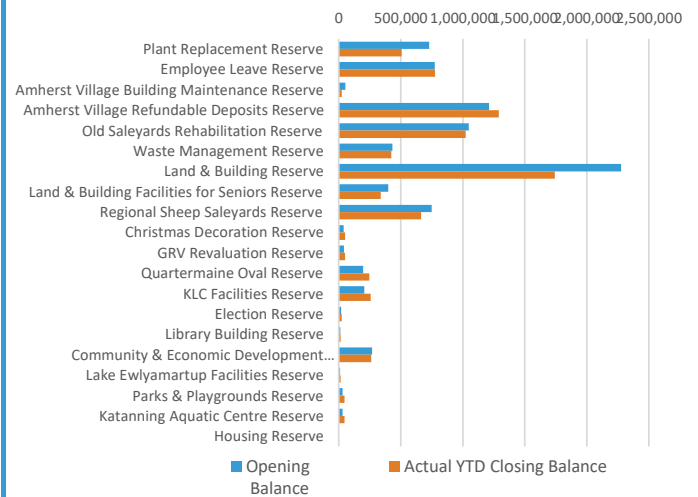
**Principal Repayments**



**Principal Outstanding**



**RESERVES**



This information is to be read in conjunction with the accompanying Financial Statements and Notes.

Funding surplus / (deficit) Components

Funding surplus / (deficit)				
	Amended Budget	YTD Budget (a)	YTD Actual (b)	Var. \$ (b)-(a)
Opening	\$2.33 M	\$2.33 M	\$2.33 M	\$0.00 M
Closing	\$0.03 M	(\$0.28 M)	\$3.95 M	\$4.23 M

Refer to Statement of Financial Activity

Cash and cash equivalents		
	\$	% of total
Unrestricted Cash	\$3.05 M	20.1%
Restricted Cash	\$12.10 M	79.9%
<b>Total</b>	<b>\$15.15 M</b>	

Refer to Note 2 - Cash and Financial Assets

Payables		
	\$	% Outstanding
Trade Payables	\$0.22 M	
Over 30 Days		5.1%
Over 90 Days		0.1%

Refer to Note 5 - Payables

Receivables		
	\$	% Collected
Rates Receivable	\$0.98 M	78.1%
Trade Receivable	\$0.43 M	
Over 30 Days		89.7%
Over 90 Days		89.1%

Refer to Note 3 - Receivables

Key Operating Activities

Amount attributable to operating activities			
Amended Budget	YTD Budget (a)	YTD Actual (b)	Var. \$ (b)-(a)
(\$0.08 M)	(\$0.07 M)	\$2.30 M	\$2.38 M

Refer to Statement of Financial Activity

Rates Revenue		
	\$	% Variance
YTD Actual	\$4.41 M	
YTD Budget	\$4.40 M	0.1%

Refer to Note 6 - Rate Revenue

Operating Grants and Contributions		
	\$	% Variance
YTD Actual	\$3.68 M	
YTD Budget	\$2.51 M	46.6%

Refer to Note 13 - Operating Grants and Contributions

Fees and Charges		
	\$	% Variance
YTD Actual	\$1.62 M	
YTD Budget	\$1.83 M	(11.3%)

Refer to Statement of Financial Activity

Key Investing Activities

Amount attributable to investing activities			
Amended Budget	YTD Budget (a)	YTD Actual (b)	Var. \$ (b)-(a)
(\$4.04 M)	(\$3.58 M)	(\$1.18 M)	\$2.40 M

Refer to Statement of Financial Activity

Proceeds on sale		
	\$	%
YTD Actual	\$0.11 M	
Amended Budget	\$0.25 M	(55.4%)

Refer to Note 7 - Disposal of Assets

Asset Acquisition		
	\$	% Spent
YTD Actual	\$3.15 M	
Amended Budget	\$6.07 M	(48.1%)

Refer to Note 8 - Capital Acquisition

Capital Grants		
	\$	% Received
YTD Actual	\$1.86 M	
Amended Budget	\$2.15 M	(13.7%)

Refer to Note 8 - Capital Acquisition

Key Financing Activities

Amount attributable to financing activities			
Amended Budget	YTD Budget (a)	YTD Actual (b)	Var. \$ (b)-(a)
\$1.82 M	\$1.04 M	\$0.49 M	(\$0.55 M)

Refer to Statement of Financial Activity

Borrowings	
Principal repayments	\$0.23 M
Interest expense	\$0.09 M
Principal due	\$3.19 M

Refer to Note 9 - Borrowings

Reserves	
Reserves balance	\$7.80 M
Interest earned	\$0.00 M

Refer to Note 11 - Cash Reserves

Lease Liability	
Principal repayments	\$0.01 M
Interest expense	\$0.00 M
Principal due	\$0.04 M

Refer to Note 10 - Lease Liabilities

This information is to be read in conjunction with the accompanying Financial Statements and notes.



**KEY TERMS AND DESCRIPTIONS  
FOR THE PERIOD ENDED 31 MAY 2022**

**STATUTORY REPORTING PROGRAMS**

Shire operations as disclosed in these financial statements encompass the following service orientated activities/programs.

**PROGRAM NAME AND OBJECTIVES**

**ACTIVITIES**

**GOVERNANCE**

To provide a decision making process for the efficient allocation of scarce resources.

Administration and operation of facilities and services to members of Council. Other costs that relate to the tasks of assisting elected members and ratepayers on matters which do not concern specific council services.

**GENERAL PURPOSE FUNDING**

To collect revenue to allow for the provision of services.

Rates, general purpose government grants and interest revenue.

**LAW, ORDER, PUBLIC SAFETY**

To provide services to help ensure a safer and environmentally conscious community.

Supervision and enforcement of various local laws relating to fire prevention, animal control and other aspects of public safety including emergency services.

**HEALTH**

To provide an operational framework for environmental and community health.

Food quality and pest control, inspection of abattoir and operation of child health clinic, analytical testing and Environmental Health administration.

**EDUCATION AND WELFARE**

To provide services to disadvantaged persons, the elderly, children and youth.

Year round care, housing for the aged and educational services.

**HOUSING**

To provide and maintain staff and elderly residents housing.

Provision and maintenance of staff and elderly residents housing.

**COMMUNITY AMENITIES**

To provide services required by the community.

Rubbish and recycling collection services, operation of rubbish disposal site, litter control, construction and maintenance of urban storm water drains, protection of the environment and administration of town planning schemes, cemetery and public conveniences.

**RECREATION AND CULTURE**

To establish and effectively manage infrastructure and resource which will help the social well being of the community.

Maintenance of town hall, public halls, civic centres, aquatic centre, recreation centres and various sporting facilities. Provision and maintenance of parks, gardens and playgrounds. Operation of library, art gallery and other cultural facilities.

**TRANSPORT**

To provide safe, effective and efficient transport services to the community.

Construction and maintenance of roads, streets, bridges, footpaths, depot, airport and traffic control. Cleaning of streets and maintenance of street trees and street lighting. Purchase and disposal of Council's Road Plant.

**ECONOMIC SERVICES**

To help promote the Shire and its economic wellbeing.

Tourism and area promotion. Maintenance and operation of the Saleyards. Building Control. Provision of rural services including weed control, vermin control and standpipes.

**OTHER PROPERTY AND SERVICES**

To monitor and control Council's overheads operating accounts.

Private works operation, plant repair and operational costs and engineering operation costs.

**STATEMENT OF FINANCIAL ACTIVITY  
FOR THE PERIOD ENDED 31 MAY 2022**

**STATUTORY REPORTING PROGRAMS**

	Ref Note	Amended Budget	YTD Budget (a)	YTD Actual (b)	Var. \$ (b)-(a)	Var. % (b)-(a)/(a)	Var.
		\$	\$	\$	\$	%	
<b>Opening funding surplus / (deficit)</b>	1(c)	2,333,382	2,333,382	<b>2,333,382</b>	0	0.00%	
<b>Revenue from operating activities</b>							
Governance		61,540	65,374	<b>93,663</b>	28,289	43.27%	▲
General purpose funding - general rates	6	4,401,800	4,401,801	<b>4,405,469</b>	3,668	0.08%	
General purpose funding - other		1,267,840	1,270,747	<b>3,012,149</b>	1,741,402	137.04%	▲
Law, order and public safety		217,966	164,427	<b>143,993</b>	(20,434)	(12.43%)	▼
Health		2,550	2,343	<b>10,028</b>	7,685	328.00%	
Education and welfare		414,250	330,726	<b>214,124</b>	(116,602)	(35.26%)	▼
Housing		101,940	103,331	<b>101,886</b>	(1,445)	(1.40%)	
Community amenities		883,543	871,268	<b>865,237</b>	(6,031)	(0.69%)	
Recreation and culture		618,931	419,408	<b>282,640</b>	(136,768)	(32.61%)	▼
Transport		364,306	355,755	<b>254,667</b>	(101,088)	(28.42%)	▼
Economic services		1,415,754	1,158,297	<b>597,944</b>	(560,353)	(48.38%)	▼
Other property and services		139,096	132,634	<b>132,326</b>	(308)	(0.23%)	
		<b>9,889,516</b>	<b>9,276,111</b>	<b>10,114,126</b>	838,015		
<b>Expenditure from operating activities</b>							
Governance		(1,147,910)	(1,060,544)	<b>(1,020,135)</b>	(40,409)	(3.81%)	
General purpose funding		(299,138)	(267,445)	<b>(241,096)</b>	(26,349)	(9.85%)	
Law, order and public safety		(774,340)	(571,315)	<b>(497,278)</b>	(74,037)	(12.96%)	▼
Health		(234,909)	(223,923)	<b>(163,391)</b>	(60,532)	(27.03%)	▼
Education and welfare		(544,865)	(692,789)	<b>(373,967)</b>	(318,822)	(46.02%)	▼
Housing		(271,847)	(250,041)	<b>(225,835)</b>	(24,206)	(9.68%)	
Community amenities		(1,393,123)	(1,295,765)	<b>(1,258,545)</b>	(37,220)	(2.87%)	
Recreation and culture		(4,565,208)	(4,238,823)	<b>(4,272,422)</b>	33,599	0.79%	
Transport		(4,543,979)	(4,153,034)	<b>(3,938,179)</b>	(214,855)	(5.17%)	
Economic services		(1,626,261)	(1,496,587)	<b>(1,404,886)</b>	(91,701)	(6.13%)	
Other property and services		(96,627)	(89,062)	<b>(35,761)</b>	(53,301)	(59.85%)	▼
		<b>(15,498,207)</b>	<b>(14,339,328)</b>	<b>(13,431,495)</b>	907,833		
Non-cash amounts excluded from operating activities	1(a)	5,524,902	4,990,851	<b>5,621,729</b>	630,878	12.64%	▲
<b>Amount attributable to operating activities</b>		<b>(83,789)</b>	<b>(72,366)</b>	<b>2,304,360</b>	2,376,726		
<b>Investing Activities</b>							
Proceeds from non-operating grants, subsidies and contributions	14	1,772,552	2,149,499	<b>1,858,578</b>	(290,921)	(13.53%)	▼
Proceeds from disposal of assets	7	253,647	109,465	<b>113,164</b>	3,699	3.38%	
Payments for property, plant and equipment and infrastructure	8	(6,065,290)	(5,840,222)	<b>(3,148,900)</b>	(2,691,322)	(46.08%)	▼
<b>Amount attributable to investing activities</b>		<b>(4,039,091)</b>	<b>(3,581,258)</b>	<b>(1,177,158)</b>	2,404,100		
<b>Financing Activities</b>							
Transfer from reserves	11	2,815,143	1,714,657	<b>1,173,336</b>	(541,321)	(31.57%)	▼
Payments for principal portion of lease liabilities	10	0	(10,599)	<b>(10,599)</b>	0	0.00%	
Repayment of debentures	9	(280,755)	(229,856)	<b>(229,856)</b>	0	0.00%	
Transfer to reserves	11	(714,890)	(429,341)	<b>(439,630)</b>	10,289	2.40%	
<b>Amount attributable to financing activities</b>		<b>1,819,498</b>	<b>1,044,861</b>	<b>493,251</b>	(551,610)		
<b>Closing funding surplus / (deficit)</b>	1(c)	<b>30,000</b>	<b>(275,381)</b>	<b>3,953,835</b>			

**KEY INFORMATION**

▲ ▼ Indicates a variance between Year to Date (YTD) Actual and YTD Actual data as per the adopted materiality threshold. Refer threshold. Refer to Note 17 for an explanation of the reasons for the variance.

The material variance adopted by Council for the 2021-22 year is \$10,000 or 10.00% whichever is the greater.

This statement is to be read in conjunction with the accompanying Financial Statements and notes.

## KEY TERMS AND DESCRIPTIONS

### FOR THE PERIOD ENDED 31 MAY 2022

#### REVENUE

##### RATES

All rates levied under the *Local Government Act 1995*. Includes general, differential, specified area rates, minimum rates, interim rates, back rates, ex-gratia rates, less discounts and concessions offered. Exclude administration fees, interest on instalments, interest on arrears, service charges and sewerage rates.

##### OPERATING GRANTS, SUBSIDIES AND CONTRIBUTIONS

Refers to all amounts received as grants, subsidies and contributions that are not non-operating grants.

##### NON-OPERATING GRANTS, SUBSIDIES AND CONTRIBUTIONS

Amounts received specifically for the acquisition, construction of new or the upgrading of identifiable non financial assets paid to a local government, irrespective of whether these amounts are received as capital grants, subsidies, contributions or donations.

##### REVENUE FROM CONTRACTS WITH CUSTOMERS

Revenue from contracts with customers is recognised when the local government satisfies its performance obligations under the contract.

##### FEES AND CHARGES

Revenues (other than service charges) from the use of facilities and charges made for local government services, sewerage rates, rentals, hire charges, fee for service, photocopying charges, licences, sale of goods or information, fines, penalties and administration fees. Local governments may wish to disclose more detail such as rubbish collection fees, rental of property, fines and penalties, other fees and charges.

##### SERVICE CHARGES

Service charges imposed under *Division 6 of Part 6 of the Local Government Act 1995. Regulation 54 of the Local Government (Financial Management) Regulations 1996* identifies these as television and radio broadcasting, underground electricity and neighbourhood surveillance services. Exclude rubbish removal charges.

##### INTEREST EARNINGS

Interest and other items of a similar nature received from bank and investment accounts, interest on rate instalments, interest on rate arrears and interest on debtors.

##### OTHER REVENUE / INCOME

Other revenue, which can not be classified under the above headings, includes dividends, discounts, rebates etc.

##### PROFIT ON ASSET DISPOSAL

Excess of assets received over the net book value for assets on their disposal.

## NATURE OR TYPE DESCRIPTIONS

#### EXPENSES

##### EMPLOYEE COSTS

All costs associate with the employment of person such as salaries, wages, allowances, benefits such as vehicle and housing, superannuation, employment expenses, removal expenses, relocation expenses, worker's compensation insurance, training costs, conferences, safety expenses, medical examinations, fringe benefit tax, etc.

##### MATERIALS AND CONTRACTS

All expenditures on materials, supplies and contracts not classified under other headings. These include supply of goods and materials, legal expenses, consultancy, maintenance agreements, communication expenses, advertising expenses, membership, periodicals, publications, hire expenses, rental, leases, postage and freight etc. Local governments may wish to disclose more detail such as contract services, consultancy, information technology, rental or lease expenditures.

##### UTILITIES (GAS, ELECTRICITY, WATER, ETC.)

Expenditures made to the respective agencies for the provision of power, gas or water. Exclude expenditures incurred for the reinstatement of roadwork on behalf of these agencies.

##### INSURANCE

All insurance other than worker's compensation and health benefit insurance included as a cost of employment.

##### LOSS ON ASSET DISPOSAL

Shortfall between the value of assets received over the net book value for assets on their disposal.

##### DEPRECIATION ON NON-CURRENT ASSETS

Depreciation expense raised on all classes of assets.

##### INTEREST EXPENSES

Interest and other costs of finance paid, including costs of finance for loan debentures, overdraft accommodation and refinancing expenses.

##### OTHER EXPENDITURE

Statutory fees, taxes, allowance for impairment of assets, member's fees or State taxes. Donations and subsidies made to community groups.

**STATEMENT OF FINANCIAL ACTIVITY  
FOR THE PERIOD ENDED 31 MAY 2022**

**BY NATURE OR TYPE**

	Ref Note	Amended Budget	YTD Budget (a)	YTD Actual (b)	Var. \$ (b)-(a)	Var. % (b)-(a)/(a)	Var.
		\$	\$	\$	\$	%	
<b>Opening funding surplus / (deficit)</b>	1(c)	2,333,382	2,333,382	<b>2,333,382</b>	0	0.00%	
<b>Revenue from operating activities</b>							
Rates	6	4,401,801	4,401,801	<b>4,405,469</b>	3,668	0.08%	
Operating grants, subsidies and contributions	13	2,928,083	2,509,179	<b>3,678,326</b>	1,169,147	46.59%	▲
Fees and charges		1,884,691	1,829,566	<b>1,623,549</b>	(206,017)	(11.26%)	▼
Interest earnings		99,830	92,508	<b>69,558</b>	(22,950)	(24.81%)	▼
Other revenue		432,510	300,456	<b>292,259</b>	(8,197)	(2.73%)	
Profit on disposal of assets	7	142,601	142,601	<b>44,965</b>	(97,636)	(68.47%)	▼
		<b>9,889,516</b>	<b>9,276,111</b>	<b>10,114,126</b>	838,015		
<b>Expenditure from operating activities</b>							
Employee costs		(4,320,191)	(3,985,234)	<b>(3,705,503)</b>	279,731	7.02%	
Materials and contracts		(4,167,216)	(3,928,792)	<b>(2,840,339)</b>	1,088,453	27.70%	▲
Utility charges		(505,617)	(453,031)	<b>(425,080)</b>	27,951	6.17%	
Depreciation on non-current assets		(5,657,103)	(5,123,052)	<b>(5,616,193)</b>	(493,141)	(9.63%)	
Interest expenses		(121,376)	(109,465)	<b>(93,708)</b>	15,757	14.39%	▲
Insurance expenses		(375,761)	(384,439)	<b>(395,137)</b>	(10,698)	(2.78%)	
Other expenditure		(340,543)	(344,915)	<b>(343,634)</b>	1,281	0.37%	
Loss on disposal of assets	7	(10,400)	(10,400)	<b>(11,904)</b>	(1,504)	(14.46%)	
		<b>(15,498,207)</b>	<b>(14,339,328)</b>	<b>(13,431,498)</b>	907,830		
Non-cash amounts excluded from operating activities	1(a)	5,524,902	4,990,851	<b>5,621,729</b>	630,878	12.64%	▲
<b>Amount attributable to operating activities</b>		<b>(83,789)</b>	<b>(72,366)</b>	<b>2,304,357</b>	2,376,723		
<b>Investing activities</b>							
Proceeds from non-operating grants, subsidies and contributions	14	1,772,552	2,149,499	<b>1,858,578</b>	(290,921)	(13.53%)	▼
Proceeds from disposal of assets	7	253,647	109,465	<b>113,164</b>	3,699	3.38%	
Payments for property, plant and equipment and infrastructure	8	(6,065,290)	(5,840,222)	<b>(3,148,900)</b>	2,691,322	46.08%	▲
<b>Amount attributable to investing activities</b>		<b>(4,039,091)</b>	<b>(3,581,258)</b>	<b>(1,177,158)</b>	2,404,100		
<b>Financing Activities</b>							
Transfer from reserves	11	2,815,143	1,714,657	<b>1,173,336</b>	(541,321)	(31.57%)	▼
Payments for principal portion of lease liabilities	10	0	(10,599)	<b>(10,599)</b>	0	0.00%	
Repayment of debentures	9	(280,755)	(229,856)	<b>(229,856)</b>	0	0.00%	
Transfer to reserves	11	(714,890)	(429,341)	<b>(439,630)</b>	(10,289)	(2.40%)	
<b>Amount attributable to financing activities</b>		<b>1,819,498</b>	<b>1,044,861</b>	<b>493,251</b>	(551,610)		
<b>Closing funding surplus / (deficit)</b>	1(c)	<b>30,000</b>	<b>(275,381)</b>	<b>3,953,832</b>	4,229,213		

**KEY INFORMATION**

▲ ▼ Indicates a variance between Year to Date (YTD) Actual and YTD Actual data as per the adopted materiality threshold.

Refer to Note 17 for an explanation of the reasons for the variance.

This statement is to be read in conjunction with the accompanying Financial Statements and Notes.

**BASIS OF PREPARATION**

**REPORT PURPOSE**

This report is prepared to meet the requirements of *Local Government (Financial Management) Regulations 1996, Regulation 34*. Note: The statements and accompanying notes are prepared based on all transactions recorded at the time of preparation and may vary due to transactions being processed for the reporting period after the date of preparation.

**BASIS OF ACCOUNTING**

This statement comprises a special purpose financial report which has been prepared in accordance with Australian Accounting Standards (as they apply to local governments and not-for-profit entities) and Interpretations of the Australian Accounting Standards Board, and the *Local Government Act 1995* and accompanying regulations.

The *Local Government (Financial Management) Regulations 1996* take precedence over Australian Accounting Standards. Regulation 16 prohibits a local government from recognising as assets Crown land that is a public thoroughfare, such as land under roads, and land not owned by but under the control or management of the local government, unless it is a golf course, showground, racecourse or recreational facility of State or regional significance. Consequently, some assets, including land under roads acquired on or after 1 July 2008, have not been recognised in this financial report. This is not in accordance with the requirements of *AASB 1051 Land Under Roads paragraph 15* and *AASB 116 Property, Plant and Equipment paragraph 7*.

Accounting policies which have been adopted in the preparation of this financial report have been consistently applied unless stated otherwise. Except for cash flow and rate setting information, the report has been prepared on the accrual basis and is based on historical costs, modified, where applicable, by the measurement at fair value of selected non-current assets, financial assets and liabilities.

**PREPARATION TIMING AND REVIEW**

Date prepared: All known transactions up to 02 June 2022

**SIGNIFICANT ACCOUNTING POLICES**

**CRITICAL ACCOUNTING ESTIMATES**

The preparation of a financial report in conformity with Australian Accounting Standards requires management to make judgements, estimates and assumptions that effect the application of policies and reported amounts of assets and liabilities, income and expenses. The estimates and associated assumptions are based on historical experience and various other factors that are believed to be reasonable under the circumstances; the results of which form the basis of making the judgements about carrying values of assets and liabilities that are not readily apparent from other sources. Actual results may differ from these estimates.

**THE LOCAL GOVERNMENT REPORTING ENTITY**

All funds through which the Shire controls resources to carry on its functions have been included in the financial statements forming part of this financial report.

In the process of reporting on the local government as a single unit, all transactions and balances between those funds (for example, loans and transfers between funds) have been eliminated.

All monies held in the Trust Fund are excluded from the financial statements. A separate statement of those monies appears at Note 15 to these financial statements.

**GOODS AND SERVICES TAX**

Revenues, expenses and assets are recognised net of the amount of GST, except where the amount of GST incurred is not recoverable from the Australian Taxation Office (ATO). Receivables and payables are stated inclusive of GST receivable or payable. The net amount of GST recoverable from, or payable to, the ATO is included with receivables or payables in the statement of financial position. Cash flows are presented on a gross basis. The GST components of cash flows arising from investing or financing activities which are recoverable from, or payable to, the ATO are presented as operating cash flows.

**ROUNDING OFF FIGURES**

All figures shown in this statement are rounded to the nearest dollar.

(a) Non-cash items excluded from operating activities

The following non-cash revenue and expenditure has been excluded from operating activities within the Statement of Financial Activity in accordance with Financial Management Regulation 32.

	Notes	Amended Budget	YTD Budget (a)	YTD Actual (b)
<b>Non-cash items excluded from operating activities</b>				
		\$	\$	\$
<b>Adjustments to operating activities</b>				
Less: Profit on asset disposals	7	(142,601)	(142,601)	(44,965)
Less: Amherst Reducing Equity		0	0	38,597
Add: Loss on asset disposals	7	10,400	10,400	11,904
Add: Depreciation on assets		5,657,103	5,123,052	5,616,193
<b>Total non-cash items excluded from operating activities</b>		<b>5,524,902</b>	<b>4,990,851</b>	<b>5,621,729</b>

(b) Adjustments to net current assets in the Statement of Financial Activity

The following current assets and liabilities have been excluded from the net current assets used in the Statement of Financial Activity in accordance with *Financial Management Regulation* 32 to agree to the surplus/(deficit) after imposition of general rates.

		Last Year Closing 30 June 2021	This Time Last Year 31 May 2021	Year to Date 31 May 2022
<b>Adjustments to net current assets</b>				
Less: Reserves - restricted cash	11	(8,535,951)	(8,310,011)	(7,802,245)
Add: Borrowings	9	280,755	8,050	50,899
Add: Provisions - employee	12	671,397	646,664	671,397
Add: Lease liabilities	10	18,557	19,589	7,958
Add: Amherst Deposits		1,182,156	1,186,506	1,220,753
Add: Local Government House Trust		124,637	124,637	124,637
<b>Total adjustments to net current assets</b>		<b>(6,258,449)</b>	<b>(6,324,565)</b>	<b>(5,726,601)</b>

(c) Net current assets used in the Statement of Financial Activity

<b>Current assets</b>				
Cash and cash equivalents	2	14,031,684	13,819,706	15,151,737
Rates receivables	3	801,819	817,621	981,788
Receivables	3	1,879,382	241,456	432,776
Other current assets	4	12,805	1,319	16,823
<b>Less: Current liabilities</b>				
Payables	5	(6,973,151)	(5,951,240)	(5,999,137)
Borrowings	9	(280,755)	(8,050)	(50,899)
Contract liabilities	12	(189,999)	(242,852)	(173,299)
Lease liabilities	10	(18,557)	(19,589)	(7,958)
Provisions	12	(671,397)	(646,664)	(671,397)
<b>Less: Total adjustments to net current assets</b>	1(b)	<b>(6,258,449)</b>	<b>(6,324,565)</b>	<b>(5,726,601)</b>
<b>Closing funding surplus / (deficit)</b>		<b>2,333,382</b>	<b>1,687,142</b>	<b>3,953,833</b>

**CURRENT AND NON-CURRENT CLASSIFICATION**

In the determination of whether an asset or liability is current or non-current, consideration is given to the time when each asset or liability is expected to be settled. Unless otherwise stated assets or liabilities are classified as current if expected to be settled within the next 12 months, being the Council's operational cycle.

Description	Classification	Unrestricted \$	Restricted \$	Total Cash \$	Trust \$	Institution	Interest Rate	Maturity Date
<b>Cash on hand</b>								
Petty cash and floats	Cash and cash equivalents	2,200	0	2,200			Nil	On hand
Municipal Bank Account	Cash and cash equivalents	3,044,723	0	3,044,723		CBA	Nil	
OCDF - Main ECH	Cash and cash equivalents	0	4,210,483	4,210,483		CBA	0.30%	
OCDF - Heritage Centre	Cash and cash equivalents	0	92,087	92,087		CBA	0.30%	
Trust Bank Account	Cash and cash equivalents	0	0	0	8,168	CBA	Nil	
Reserves At-call Account	Cash and cash equivalents	0	201,251	201,251		CBA	0.01%	
Reserves At-call - Fixed Term	Cash and cash equivalents	0	1,000,789	1,000,789		CBA	1.60%	23/08/2022
Reserves At-call - Fixed Term	Cash and cash equivalents	0	6,000,000	6,000,000		CBA	0.43%	24/06/2022
Reserves At-call - Fixed Term	Cash and cash equivalents	0	600,204	600,204		CBA	0.64%	27/06/2022
<b>Total</b>		<b>3,046,923</b>	<b>12,104,813</b>	<b>15,151,736</b>	<b>8,168</b>			
<b>Comprising</b>								
Cash and cash equivalents		3,046,923	12,104,813	15,151,736	8,168			
		<b>3,046,923</b>	<b>12,104,813</b>	<b>15,151,736</b>	<b>8,168</b>			

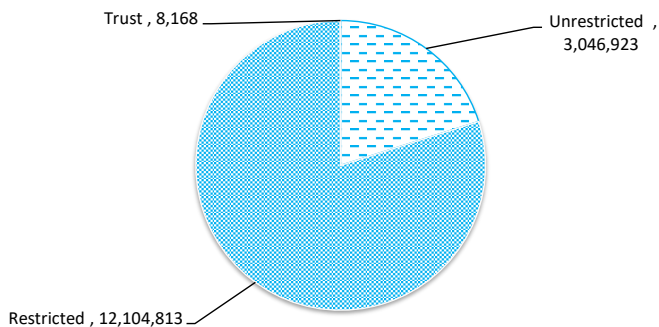
**KEY INFORMATION**

Cash and cash equivalents include cash on hand, cash at bank, deposits available on demand with banks and other short term highly liquid investments highly liquid investments with original maturities of three months or less that are readily convertible to known amounts of cash and which are subject to an insignificant risk of changes in value and bank overdrafts. Bank overdrafts are reported as short term borrowings in current liabilities in the statement of net current assets.

The local government classifies financial assets at amortised cost if both of the following criteria are met:

- the asset is held within a business model whose objective is to collect the contractual cashflows, and
- the contractual terms give rise to cash flows that are solely payments of principal and interest.

Financial assets at amortised cost held with registered financial institutions are listed in this note other financial assets at amortised cost are provided in Note 4 - Other assets.



**NOTES TO THE STATEMENT OF FINANCIAL ACTIVITY  
FOR THE PERIOD ENDED 31 MAY 2022**

**OPERATING ACTIVITIES  
NOTE 3  
RECEIVABLES**

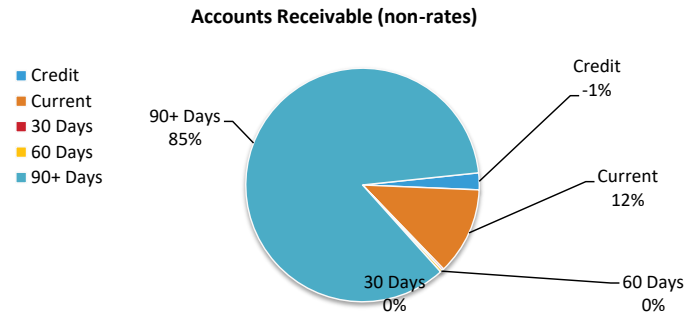
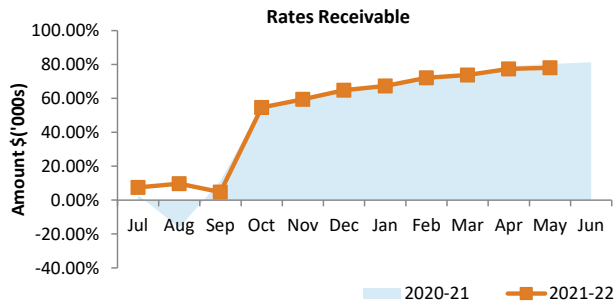
Rates receivable	30 June 2021	31 May 2022
	\$	\$
Opening arrears previous years	652,094	801,820
Opening pensioner deferred rates	231,016	227,141
Rates levied this year	4,183,681	4,405,470
Penalty charges levied this year	98,911	76,982
Less - collections to date	(4,136,742)	(4,302,484)
Equals current outstanding	<b>1,028,960</b>	<b>1,208,928</b>
Less Pensioner deferred rates	(227,141)	(227,141)
<b>Net rates collectable</b>	<b>801,820</b>	<b>981,788</b>
% Collected	80.1%	78.1%

Receivables - general	Credit	Current	30 Days	60 Days	90+ Days	Total
	\$	\$	\$	\$	\$	\$
Receivables - general	(17,706)	91,928	1,919	2,426	644,546	723,113
Percentage	(2.4%)	12.7%	0.3%	0.3%	89.1%	
<b>Balance per trial balance</b>						
Sundry receivable						723,113
GST receivable						28,130
Allowance for impairment of receivables						(318,467)
Accrued Income						0
<b>Total receivables general outstanding</b>						<b>432,776</b>

Amounts shown above include GST (where applicable)

**KEY INFORMATION**

Trade and other receivables include amounts due from ratepayers for unpaid rates and service charges and other amounts due from third parties for goods sold and services performed in the ordinary course of business. Receivables expected to be collected within 12 months of the end of the reporting period are classified as current assets. All other receivables are classified as non-current assets. Collectability of trade and other receivables is reviewed on an ongoing basis. Debts that are known to be uncollectible are written off when identified. An allowance for impairment of receivables is raised when there is objective evidence that they will not be collectible.





NOTES TO THE STATEMENT OF FINANCIAL ACTIVITY  
FOR THE PERIOD ENDED 31 MAY 2022

OPERATING ACTIVITIES  
NOTE 3  
RECEIVABLES

Significant Rates Debtors Outstanding Exceeding \$10,000:

Assessment #	Rates Outstanding	% of Outstanding Rates Total	Comments
A37	\$ 12,397	1.03%	Legal Action
A86	\$ 26,977	2.23%	Legal Action
A108	\$ 16,181	1.34%	Legal Action
A183	\$ 42,505	3.52%	Legal Action
A184	\$ 129,998	10.75%	Legal Action
A267	\$ 17,351	1.44%	Pensioner
A569	\$ 28,851	2.39%	Issuing PSSO
A682	\$ 12,090	1.00%	Pensioner/DD
A831	\$ 15,521	1.28%	Pensioner
A897	\$ 21,941	1.81%	Legal Action
A1048	\$ 19,034	1.57%	Legal Action
A1061	\$ 10,926	0.90%	Legal Action
A1095	\$ 14,650	1.21%	Pensioner
A1165	\$ 14,940	1.24%	Legal Action
A1192	\$ 14,827	1.23%	Pensioner
A1232	\$ 17,076	1.41%	Pensioner
A1238	\$ 10,553	0.87%	Pensioner
A1260	\$ 18,880	1.56%	Pensioner
A1310	\$ 13,002	1.08%	Deceased Estate
A1347	\$ 26,242	2.17%	Legal Action
A1458	\$ 18,229	1.51%	Pensioner
A1617	\$ 16,787	1.39%	Deceased Estate
A1722	\$ 11,313	0.94%	Final Notice Sent
A2264	\$ 25,242	2.09%	Legal Action
A3222	\$ 43,118	3.57%	Deceased Est.
A3652	\$ 16,410	1.36%	Final Notice Sent
	<b>\$ 615,041</b>	<b>50.87%</b>	

Significant Receivables - General Outstanding Exceeding \$10,000:

Debtor #	Debtor Outstanding	% of Outstanding Receivables - General Total	Age	Comments
Bride	\$ 250,906	34.70%	90+ Days	Ongoing
Elders Limited	\$ 12,317	1.70%	Current	
Katanning Country Club	\$ 66,002	9.13%	90+ Days	Balance of lost funds
Nutrien Ag Solutions	\$ 13,681	1.89%	Current	
RACWA Holdings P/L	\$ 44,000	6.08%	Current	Grant funding
Tricoast Holding P/L	\$ 15,653	2.16%	90+ Days	In liquidation
	<b>\$ 151,653</b>	<b>20.97%</b>		

	Opening Balance 1 July 2021	Asset Increase	Asset Reduction	Closing Balance 31 May 2022
	\$	\$	\$	\$
<b>Other current assets</b>				
<b>Inventory</b>				
Fuel and materials	11,442	5,131	0	16,573
<b>Prepayments</b>				
Prepayments	1,363	0	(1,113)	250
<b>Total other current assets</b>	<b>12,805</b>	<b>5,131</b>	<b>(1,113)</b>	<b>16,823</b>
<b>Amounts shown above include GST (where applicable)</b>				

#### KEY INFORMATION

##### Inventory

Inventories are measured at the lower of cost and net realisable value.

Net realisable value is the estimated selling price in the ordinary course of business less the estimated costs of completion and the estimated costs necessary to make the sale.

##### Contract assets

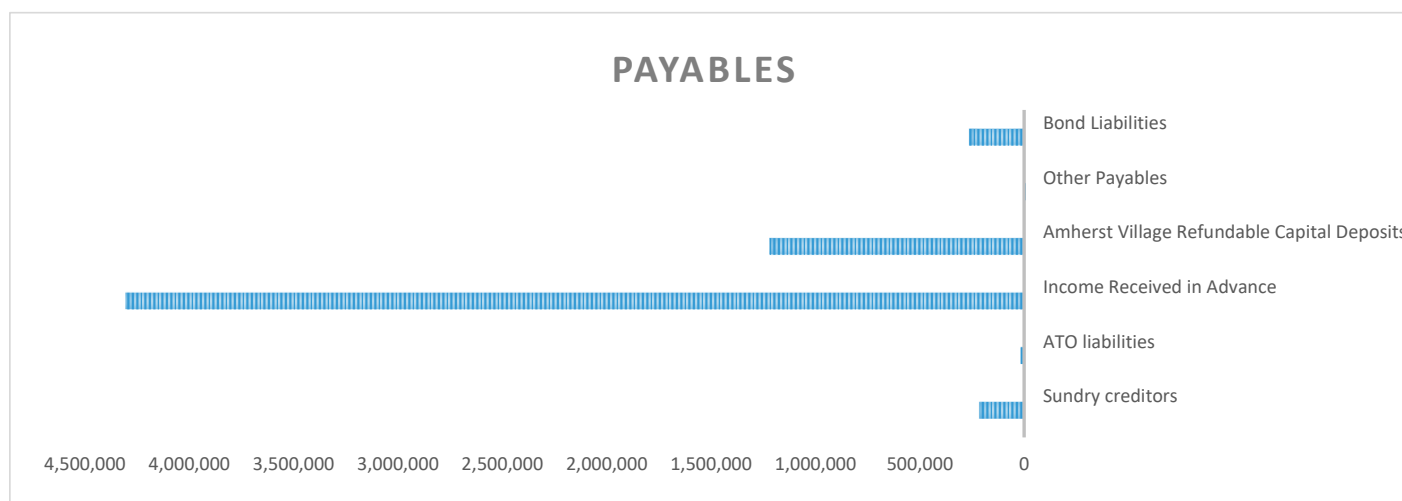
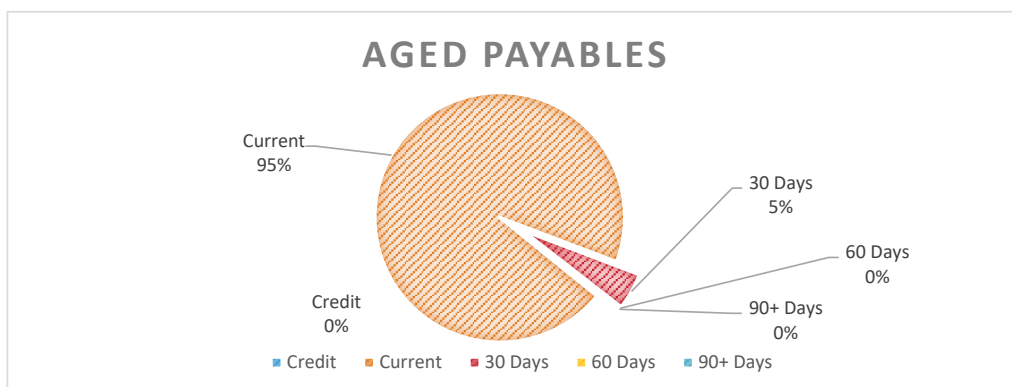
A contract asset is the right to consideration in exchange for goods or services the entity has transferred to a customer when that right is conditioned on something other than the passage of time.

Payables - general	Credit	Current	30 Days	60 Days	90+ Days	Total
	\$	\$	\$	\$	\$	\$
Payables - general	0	204,676	10,201	577	132	215,586
Percentage	0%	94.9%	4.7%	0.3%	0.1%	
<b>Balance per trial balance</b>						
Sundry creditors						215,586
ATO liabilities						16,260
Income Received in Advance						4,302,570
Amherst Village Refundable Capital Deposits						1,220,753
Other Payables						(20,473)
Bond Liabilities						264,441
<b>Total payables general outstanding</b>						<b>5,999,137</b>

Amounts shown above include GST (where applicable)

KEY INFORMATION

Trade and other payables represent liabilities for goods and services provided to the Shire that are unpaid and arise when the Shire becomes obliged to make future payments in respect of the purchase of these goods and services. The amounts are unsecured, are recognised as a current liability and are normally paid within 30 days of recognition.



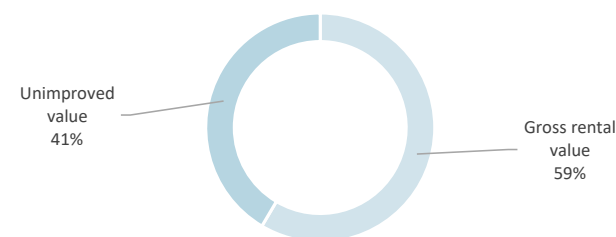
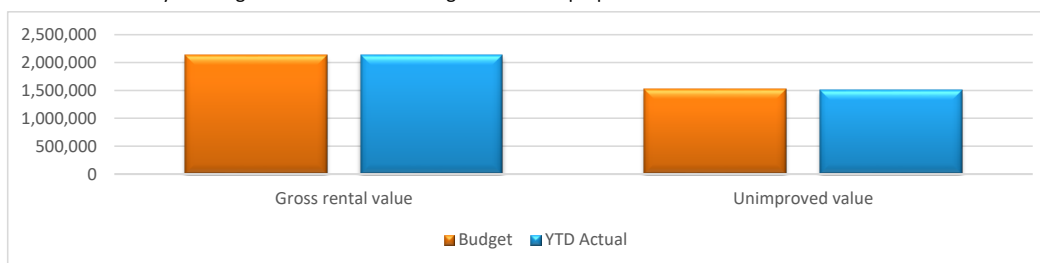
**NOTES TO THE STATEMENT OF FINANCIAL ACTIVITY  
FOR THE PERIOD ENDED 31 MAY 2022**

**OPERATING ACTIVITIES  
NOTE 6  
RATE REVENUE**

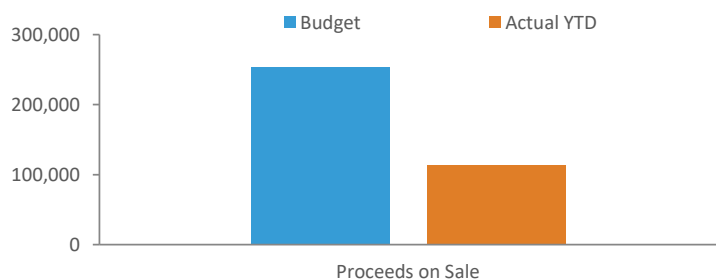
General rate revenue	Budget							YTD Actual			
	Rate in \$ (cents)	Number of Properties	Rateable Value	Rate Revenue	Interim Rate	Back Rate	Total Revenue	Rate Revenue	Interim Rates	Back Rates	Total Revenue
RATE TYPE				\$	\$	\$	\$	\$	\$	\$	\$
<b>Gross rental value</b>											
Gross rental value	10.5350	1,506	20,210,525	2,129,178	0	1,000	2,130,178	2,130,877	5,505	419	2,136,801
<b>Unimproved value</b>											
Unimproved value	0.9420	199	160,918,000	1,515,848	2,000	0	1,517,848	1,515,848	(875)	(17)	1,514,956
<b>Sub-total</b>		<b>1,705</b>	<b>181,128,525</b>	<b>3,645,026</b>	<b>2,000</b>	<b>1,000</b>	<b>3,648,026</b>	<b>3,646,725</b>	<b>4,630</b>	<b>402</b>	<b>3,651,757</b>
<b>Minimum payment</b>	<b>Minimum \$</b>										
<b>Gross rental value</b>											
Gross rental value	1,018	610	3,920,852	620,980	0	0	620,980	620,980	0	0	620,980
<b>Unimproved value</b>											
Unimproved value	1,018	135	7,309,530	137,430	0	0	137,430	137,430	0	0	137,430
<b>Sub-total</b>		<b>745</b>	<b>11,230,382</b>	<b>758,410</b>	<b>0</b>	<b>0</b>	<b>758,410</b>	<b>758,410</b>	<b>0</b>	<b>0</b>	<b>758,410</b>
Discounts & Write-offs							(8,686)				(6,786)
Concessions							(500)				(1,909)
Rates Adjustment							0				(534)
<b>Amount from general rates</b>							<b>4,397,250</b>				<b>4,400,938</b>
Ex-gratia rates							4,550				4,532
<b>Total general rates</b>							<b>4,401,800</b>				<b>4,405,470</b>

**KEY INFORMATION**

Prepaid rates are, until the taxable event for the rates has occurred, refundable at the request of the ratepayer. Rates received in advance give rise to a financial liability. On 1 July 2020 the prepaid rates were recognised as a financial asset and a related amount was recognised as a financial liability and no income was recognised. When the taxable event occurs the financial liability is extinguished and income recognised for the prepaid rates that have not been refunded.



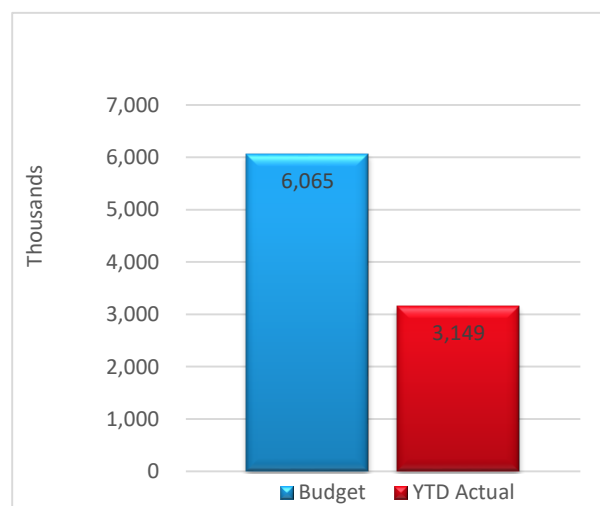
Asset Ref.	Asset description	Amended Budget				YTD Actual			
		Net Book Value	Proceeds	Profit	(Loss)	Net Book Value	Proceeds	Profit	(Loss)
		\$	\$	\$	\$	\$	\$	\$	\$
	<b>Land</b>								
	<b>Economic services</b>								
L27	77 Piesse Street	0	8,182	0	0	16,000	9,091	0	(6,909)
	<b>Buildings</b>								
	<b>Community amenities</b>								
B2140	Refuse Site - Demountable	0	1,800	0	0	1,636	1,800	164	0
	<b>Plant and equipment</b>								
	<b>Governance</b>								
	Colorado Trailblazer KA472	15,974	30,909	14,935	0	15,199	30,909	15,710	0
	<b>Transport</b>								
	Toyota Hilux KA673	7,090	20,000	12,910	0	3,520	24,545	21,025	0
	Dynapac Roller KA10732	40,000	30,000	0	(10,000)	33,995	29,000	0	(4,995)
	Yale Forklift KA25073	0	6,000	6,000	0	0	0	0	0
	Dynapac Roller KA10732	27,500	80,000	52,500	0	0	0	0	0
	Toro Mower	6,250	25,000	18,750	0	0	0	0	0
	Fuso Canter KA1337	11,250	16,756	5,506	0	9,752	13,273	3,521	0
	Vibrating Hand Roller KA8838	3,400	3,000	0	(400)	0	0	0	0
	Towable Cement Mixer KA13545	0	500	500	0	0	0	0	0
	Colorado 4x4 Ranger KA25235	0	19,000	19,000	0	0	0	0	0
	Hyundai iLoad KA457	0	10,000	10,000	0	0	4,545	4,545	0
	Mazda Utility - KA357	0	2,500	2,500	0	0	0	0	0
		<b>111,464</b>	<b>253,647</b>	<b>142,601</b>	<b>(10,400)</b>	<b>80,102</b>	<b>113,164</b>	<b>44,965</b>	<b>(11,904)</b>



Capital acquisitions	Amended			YTD Actual Variance
	Budget	YTD Budget	YTD Actual	
	\$	\$	\$	\$
Buildings - non-specialised	349,186	349,188	107,892	(241,296)
Buildings - specialised	1,490,832	1,281,032	254,649	(1,026,383)
Plant	540,256	540,256	208,356	(331,900)
Equipment	348,166	346,079	187,281	(158,798)
Motor Vehicles	194,200	194,200	116,716	(77,484)
Infrastructure - Roads	1,482,190	1,469,007	1,153,756	(315,251)
Infrastructure - Footpaths	513,790	513,790	161,729	(352,062)
Infrastructure - Other	1,146,670	1,146,670	958,521	(188,149)
<b>Total Capital Acquisitions</b>	<b>6,065,290</b>	<b>5,840,222</b>	<b>3,148,900</b>	<b>(2,691,322)</b>
<b>Capital Acquisitions Funded By:</b>				
	\$	\$	\$	\$
Capital grants and contributions	2,153,124	2,149,499	1,858,578	(290,921)
Other (disposals & C/Fwd)	253,647	109,465	113,164	3,699
Cash backed reserves				
Plant Replacement Reserve	336,591	286,105	222,799	(63,306)
Employee Leave Reserve	30,475	30,475	0	(30,475)
Amherst Village Building Maintenance Reserve	30,000	30,000	30,000	0
Old Saleyards Rehabilitation Reserve	155,034	155,034	25,312	(129,722)
Waste Management Reserve	44,000	44,000	10,000	(34,000)
Land & Building Reserve	1,875,000	825,000	725,696	(99,304)
Land & Building Facilities for Seniors Reserve	60,000	110,000	59,935	(50,065)
Regional Sheep Saleyards Reserve	209,985	209,985	85,537	(124,448)
Election Reserve	0	6,558	6,557	(1)
Community & Economic Development Projects Reserve	0	7,500	7,500	0
Contribution - operations	917,434	1,876,601	3,822	(1,872,779)
<b>Capital funding total</b>	<b>6,065,290</b>	<b>5,840,222</b>	<b>3,148,900</b>	<b>(2,691,322)</b>

#### SIGNIFICANT ACCOUNTING POLICIES


All assets are initially recognised at cost. Cost is determined as the fair value of the assets given as consideration plus costs incidental to the acquisition. For assets acquired at no cost or for nominal consideration, cost is determined as fair value at the date of acquisition. The cost of non-current assets constructed by the local government includes the cost of all materials used in the construction, direct labour on the project and an appropriate proportion of variable and fixed overhead. Certain asset classes may be revalued on a regular basis such that the carrying values are not materially different from fair value. Assets carried at fair value are to be revalued with sufficient regularity to ensure the carrying amount does not differ materially from that determined using fair value at reporting date.













NOTES TO THE STATEMENT OF FINANCIAL ACTIVITY  
FOR THE PERIOD ENDED 31 MAY 2022

INVESTING ACTIVITIES  
NOTE 8  
CAPITAL ACQUISITIONS (CONTINUED)

Capital expenditure total

% of Completion  Level of completion indicator, please see table at the end of this note for further detail.

	Account Description	Program	Key Information Note	Amended		YTD Actual	Variance (Under)/Over
				Budget	YTD Budget		
<b>Buildings - non specialised</b>							
0% 	Supertowns - Heritage Precinct - Welcome Precinct	Governance	4	0	0	1,808	1,808
30% 	Aged & Key Worker Accommodation Project	Housing	2	349,186	349,188	106,084	(243,104)
	<b>Buildings - non specialised Total</b>			<b>349,186</b>	<b>349,188</b>	<b>107,892</b>	<b>(241,296)</b>
<b>Buildings - specialised</b>							
8% 	Early Childhood Hub	Governance	5	1,200,000	1,000,200	100,968	(899,232)
63% 	Katanning Community Medical Centre	Health	2	60,000	60,000	37,666	(22,334)
130% 	Amherst - 3 x Bathroom Renovations	Housing		30,000	20,000	39,101	19,101
112% 	8 Austral Terrace - Kitchen Upgrade	Housing	2	25,000	25,000	27,899	2,899
0% 	Refuse Site Shed	Community amenities	1	120,000	120,000	0	(120,000)
49% 	KAC - Pool Plant Room Window Replacement	Recreation and Culture		16,632	16,632	8,224	(8,408)
121% 	KAC - Pool Dome Shade Shelter Renewal	Recreation and Culture		13,500	13,500	16,349	2,849
95% 	Katanning Gallery - Art Storage - Airconditioning and door	Recreation and culture		25,700	25,700	24,443	(1,257)
	<b>Buildings - specialised Total</b>			<b>1,490,832</b>	<b>1,281,032</b>	<b>254,649</b>	<b>(1,026,383)</b>

NOTES TO THE STATEMENT OF FINANCIAL ACTIVITY  
FOR THE PERIOD ENDED 31 MAY 2022

INVESTING ACTIVITIES  
NOTE 8  
CAPITAL ACQUISITIONS (CONTINUED)

Capital expenditure total

% of  
Completion



Level of completion indicator, please see table at the end of this note for further detail.


			Amended		YTD Actual	Variance (Under)/Over
Account Description	Program	Key Information Note	Budget	YTD Budget		
<b>Plant</b>						
98%	Road Roller KA10732	Transport	150,000	150,000	146,600	(3,400)
0%	Forklift KA25073	Transport	35,000	35,000	0	(35,000)
0%	Skid Steer Loader KA24719	Transport	200,000	200,000	0	(200,000)
0%	Toro Mower Replacement	Transport	60,000	60,000	0	(60,000)
0%	Towable Cement Mixer KA13545	Transport	5,700	5,700	0	(5,700)
100%	Fuso Canter - Parks & Gardens KA1337	Transport	61,756	61,756	61,756	0
0%	Utility KA24568	Transport	27,800	27,800	0	(27,800)
<b>Plant Total</b>			<b>540,256</b>	<b>540,256</b>	<b>208,356</b>	<b>(331,900)</b>
<b>Equipment</b>						
92%	Purchase of Replacement Photocopier	Governance	9,000	9,000	8,325	(675)
59%	Purchase of Equipment	Law, order, public safety	25,000	22,913	14,625	(8,288)
100%	Installation of strategic CCTV camera's in Piesse Park and other public areas	Law, order, public safety	96,120	96,120	95,656	(464)
0%	CCTV - Town Upgrades	Law, order, public safety	150,000	150,000	0	(150,000)
77%	Driver Reviver Trailer	Law, order, public safety	68,046	68,046	52,527	(15,519)
0%	Pool Cleaner	Recreation and culture	0	0	16,149	16,149
<b>Equipment Total</b>			<b>348,166</b>	<b>346,079</b>	<b>187,281</b>	<b>(158,798)</b>
<b>Motor Vehicles</b>						
99%	Trailblazer KA472	Governance	40,000	40,000	39,726	(274)
100%	Purchase of Utility KA673	Transport	37,000	37,000	36,990	(10)
0%	Purchase of Utility KA25235	Transport	38,600	38,600	0	(38,600)
100%	Purchase of Utility KA457	Transport	40,000	40,000	40,000	0
0%	Purchase of Utility KA357	Transport	38,600	38,600	0	(38,600)
<b>Motor Vehicles Total</b>			<b>194,200</b>	<b>194,200</b>	<b>116,716</b>	<b>(77,484)</b>























NOTES TO THE STATEMENT OF FINANCIAL ACTIVITY  
FOR THE PERIOD ENDED 31 MAY 2022

INVESTING ACTIVITIES  
NOTE 8  
CAPITAL ACQUISITIONS (CONTINUED)

Capital expenditure total

% of Completion  Level of completion indicator, please see table at the end of this note for further detail.

	Account Description	Program	Key Information Note	Amended		YTD Actual	Variance (Under)/Over
				Budget	YTD Budget		
<b>Infrastructure - Roads</b>							
100%	 Synott Avenue SLK 0.00-0.43 (RRG)	Transport		45,000	45,000	45,000	0
168%	 Fairfield Road SLK 6.91-9.11 (RRG)	Transport		174,653	174,653	292,901	118,248
110%	 Warren Road SLK 10.0-12.1 (RRG)	Transport		220,442	220,442	243,194	22,752
84%	 Bibiking Road SLK 0.00-4.80 (R2R)	Transport		125,888	122,571	106,076	(16,495)
121%	 South Murracoonda Road SLK 0.00-5.67 (R2R)	Transport		132,485	132,485	159,920	27,435
0%	 Punchimirrup Road SLK 0.00-4.41 (R2R)	Transport	2	90,000	90,000	0	(90,000)
19%	 Cullen Street SLK 0.00-0.70 (R2R)	Transport	2	120,000	120,000	22,291	(97,709)
6%	 Curlew Street SLK 0.00-1.36 Gravel Resheet	Transport		96,561	93,701	5,989	(87,712)
42%	 Mills Street SLK 0.00-1.37 Gravel Resheet	Transport		96,057	93,197	39,924	(53,273)
0%	 Wanke Street SLK 0.00-1.37 Gravel Resheet	Transport		0	0	18,982	18,982
20%	 Tree Street SLK 0.00-0.35 Gravel Resheet	Transport		49,885	48,333	9,814	(38,519)
230%	 Warren Road SLK 0.97-4.8 (RRG) (C/F)	Transport	4	5,225	5,225	12,016	6,791
73%	 Clive Street SLK 1.05-1.93 (RRG) (C/F)	Transport	4	30,511	30,511	22,140	(8,371)
116%	 Fairfield Road SLK 4.7-6.91 (RRG) (C/F)	Transport	4	29,154	29,154	33,858	4,704
0%	 Wolyaming Road SLK 4.548-11.048 (R2R)	Transport	4	0	0	1,112	1,112
0%	 Langaweira Road (R2R)	Transport	4	0	0	491	491
0%	 Onslow Road SLK 0-1.4 (R2R)	Transport	4	0	0	6,162	6,162
40%	 Council Roads - Rogers Avenue (Park St to Harris St) (C/F)	Transport	2	89,946	88,649	35,537	(53,112)
22%	 Council Roads - Coate Street (Carew St to Conroy St) (C/F)	Transport	2	78,783	77,486	17,534	(59,952)
83%	 Emu Lane Resurfacing (C/F)	Transport		97,600	97,600	80,815	(16,785)
	<b>Infrastructure - Roads Total</b>			<b>1,482,190</b>	<b>1,469,007</b>	<b>1,153,756</b>	<b>(315,251)</b>

NOTES TO THE STATEMENT OF FINANCIAL ACTIVITY  
FOR THE PERIOD ENDED 31 MAY 2022

INVESTING ACTIVITIES  
NOTE 8  
CAPITAL ACQUISITIONS (CONTINUED)

Capital expenditure total

% of  
Completion



Level of completion indicator, please see table at the end of this note for further detail.

	Account Description	Program	Key Information Note	Amended		YTD Actual	Variance (Under)/Over
				Budget	YTD Budget		
<b>Infrastructure - Footpaths</b>							
45%	Cornwall Street Footpath	Transport		190,533	190,533	85,435	(105,098)
2%	Clive Street West Footpath	Transport	2	59,075	59,075	1,043	(58,033)
117%	Austral Terrace - Footpath Upgrade Works	Transport		11,454	11,454	13,410	1,956
267%	Bokarup Street - Upgrade of footpath	Transport		20,793	20,793	55,599	34,806
90%	Clive Street - Concrete Footpath Upgrade Works	Transport	2	6,935	6,935	6,243	(693)
0%	Clive Street - Footpath (Conroy to Piesse Southern Side)	Transport	2	110,000	110,000	0	(110,000)
0%	Synott Avenue Footpath (Warren to Braeside)	Transport	2	115,000	115,000	0	(115,000)
<b>Infrastructure - Footpaths Total</b>				<b>513,790</b>	<b>513,790</b>	<b>161,729</b>	<b>(352,062)</b>
<b>Infrastructure - Other</b>							
120%	Supertowns - Heritage Precinct - Piesse Park	Governance	2	433,477	433,477	522,227	88,750
95%	Kupara Park	Recreation and culture	2	75,460	75,460	71,326	(4,134)
50%	AAPG - Fence around Tanks	Recreation and culture	2	13,000	13,000	6,454	(6,546)
82%	KLC - Installation of energy efficient lighting	Recreation and culture	2	53,294	53,294	43,959	(9,335)
0%	CCTV cameras and storage server at Saleyards	Economic services	2	88,200	88,200	0	(88,200)
70%	Saleyard Sustainable Energy Improvements	Economic services		121,785	121,785	85,537	(36,248)
70%	KLC Dam Expansion	Economic services		223,454	223,454	157,095	(66,359)
10%	Wayfinding Signage	Economic services		20,000	20,000	1,968	(18,032)
27%	Marmion Street – Installation of solar lighting from intersection of Warren Road to Hill Way	Transport	2	70,000	70,000	19,065	(50,935)
137%	Airport - Concrete pad and shade shelter for fire operations	Transport		18,000	18,000	24,622	6,622
91%	Airport - Boundary Fencing	Transport		24,000	24,000	21,779	(2,221)
75%	Airport - New windsock lighting	Transport		6,000	6,000	4,490	(1,510)
<b>Infrastructure - Other Total</b>				<b>1,146,670</b>	<b>1,146,670</b>	<b>958,521</b>	<b>(188,149)</b>

Capital expenditure total

% of  
Completion

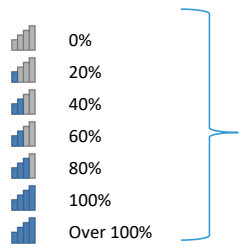


Level of completion indicator, please see table at the end of this note for further detail.

Account Description	Program	Key Information Note	Amended			Variance (Under)/Over
			Budget	YTD Budget	YTD Actual	
<b>Infrastructure - Bridges</b>						
Bokarup Street Footbridge	Transport	2	0	0	0	0
<b>Infrastructure - Bridges Total</b>			<b>0</b>	<b>0</b>	<b>0</b>	<b>0</b>
			6,065,290	5,840,222	3,148,900	(2,691,322)

KEY INFORMATION

- 1 Project has not yet commenced.
- 2 Purchase Order Raised
- 3 Under \$5,000 Capitalisation Threshold transferred to operating Expenditure
- 4 Project Carried forward 20/21
- 5 Project in Planning Stage
- 6 Unbudgetted Replacement Equipment



Percentage Year to Date Actual to Annual Budget expenditure where the expenditure over budget highlighted in red.

**NOTES TO THE STATEMENT OF FINANCIAL ACTIVITY  
FOR THE PERIOD ENDED 31 MAY 2022**

**FINANCING ACTIVITIES  
NOTE 9  
BORROWINGS**

**Repayments - borrowings**

Information on borrowings Particulars	Loan No.	1 July 2021	New Loans		Principal Repayments		Principal Outstanding		Interest Repayments	
			Actual	Budget	Actual	Budget	Actual	Budget	Actual	Budget
		\$	\$	\$	\$	\$	\$	\$	\$	
<b>Governance</b>										
New Admin Building	158	2,233,871	0	0	95,601	95,601	2,138,270	2,138,270	77,976	99,351
Aged & Key Worker Accommodation	159	688,506	0	0	43,411	43,411	645,095	645,095	9,916	13,580
<b>Other property and services</b>										
Road Sweeper	156	61,243	0	0	30,437	61,243	30,806	0	947	1,434
Tipping Truck	157	39,946	0	0	19,853	39,946	20,093	0	618	935
WaterCart	160	161,846	0	0	16,415	16,415	145,431	145,431	1,721	2,459
CAT Grader (1DPP247)	161	238,009	0	0	24,139	24,139	213,870	213,870	2,530	3,617
<b>Total</b>		<b>3,423,421</b>	<b>0</b>	<b>0</b>	<b>229,856</b>	<b>280,755</b>	<b>3,193,565</b>	<b>3,142,666</b>	<b>93,708</b>	<b>121,376</b>
Current borrowings		280,755					50,899			
Non-current borrowings		<u>3,142,666</u>					<u>3,142,666</u>			
		3,423,421					3,193,565			

All debenture repayments were financed by general purpose revenue.

**New borrowings 2021-22**

The Shire does not intend to undertake any new borrowings for the year ended 30th June 2021.

**Unspent borrowings**

The Shire has no unspent debenture funds as at 30th June 2021, nor is it expected to have unspent funds as at 30th June 2022.

**KEY INFORMATION**

All loans and borrowings are initially recognised at the fair value of the consideration received less directly attributable transaction costs. After initial recognition, interest-bearing loans and borrowings are subsequently measured at amortised cost using the effective interest method. Fees paid on the establishment of loan facilities that are yield related are included as part of the carrying amount of the loans and borrowings.

**NOTES TO THE STATEMENT OF FINANCIAL ACTIVITY  
FOR THE PERIOD ENDED 31 MAY 2022**

**FINANCING ACTIVITIES  
NOTE 10  
LEASE LIABILITIES**

**Movement in carrying amounts**

Information on leases Particulars	Lease No.	1 July 2021	New Leases		Principal Repayments		Principal Outstanding		Interest Repayments	
			Actual	Budget	Actual	Budget	Actual	Budget	Actual	Budget
		\$	\$	\$	\$	\$	\$	\$	\$	\$
<b>Law, order, public safety</b>										
CESM Vehicle - Isuzu D-Max Ute	522401/003	43,303	0	0	6,236	11,502	37,067	31,801	1,433	2,643
<b>Community amenities</b>										
LCDC Vehicle - Holden Colorado	1706081/1	310	0	0	4,052	310	-3,742	0	0	0
<b>Recreation and culture</b>										
Matrix Spin Bicycles (x11)	41	5,570	0	0	311	5,570	5,259	0	0	0
<b>Total</b>		49,183	0	0	10,599	17,382	38,584	31,801	1,433	2,643
Current lease liabilities		18,557					7,958			
Non-current lease liabilities		30,626					30,626			
		49,183					38,584			

All lease repayments were financed by general purpose revenue.

**KEY INFORMATION**

At inception of a contract, the Shire assesses if the contract contains or is a lease. A contract is, or contains, a lease if the contract conveys the right to control the use of an identified asset for a period of time in exchange for consideration. At the commencement date, a right of use asset is recognised at cost and lease liability at the present value of the lease payments that are not paid at that date. The lease payments are discounted using that date. The lease payments are discounted using the interest rate implicit in the lease, if that rate can be readily determined. If that rate cannot be readily determined, the Shire uses its incremental borrowing rate.

All contracts classified as short-term leases (i.e. a lease with a remaining term of 12 months or less) and leases of low value assets are recognised as an operating expense on a straight-line basis over the term of the lease.

**NOTES TO THE STATEMENT OF FINANCIAL ACTIVITY  
FOR THE PERIOD ENDED 31 MAY 2022**

**OPERATING ACTIVITIES  
NOTE 11  
CASH RESERVES**

**Cash backed reserve**

<b>Reserve name</b>	<b>Opening Balance</b>	<b>Budget Interest Earned</b>	<b>Actual Interest Earned</b>	<b>Budget Transfers In (+)</b>	<b>Actual Transfers In (+)</b>	<b>Budget Transfers Out (-)</b>	<b>Actual Transfers Out (-)</b>	<b>Budget Closing Balance</b>	<b>Actual YTD Closing Balance</b>
	<b>\$</b>	<b>\$</b>	<b>\$</b>	<b>\$</b>	<b>\$</b>	<b>\$</b>	<b>\$</b>	<b>\$</b>	<b>\$</b>
Plant Replacement Reserve	729,639	580	147	0	0	(336,591)	(222,799)	393,628	506,987
Employee Leave Reserve	775,181	620	157	0	0	(30,475)	0	745,326	775,338
Amherst Village Building Maintenance Reser	53,310	45	11	0	0	(30,000)	(30,000)	23,355	23,321
Amherst Village Refundable Deposits Reser	1,211,049	970	246	80,000	80,000	0	0	1,292,019	1,291,295
Old Saleyards Rehabilitation Reserve	1,049,033	835	212	0	0	(155,034)	(25,312)	894,834	1,023,933
Waste Management Reserve	433,677	345	88	0	0	(54,000)	(10,000)	380,022	423,765
Land & Building Reserve	2,276,547	1,815	305	190,460	190,460	(1,875,000)	(725,696)	593,822	1,741,616
Land & Building Facilities for Seniors Reser	398,768	320	80	0	0	(110,000)	(59,935)	289,088	338,913
Regional Sheep Saleyards Reserve	750,533	600	152	270,000	0	(209,985)	(85,537)	811,148	665,148
Christmas Decoration Reserve	40,922	35	8	10,000	10,000	0	0	50,957	50,930
GRV Revaluation Reserve	41,462	35	8	10,000	10,000	0	0	51,497	51,470
Quartermaine Oval Reserve	196,861	160	40	50,000	50,000	0	0	247,021	246,901
KLC Facilities Reserve	206,554	165	43	50,000	50,000	0	0	256,719	256,597
Election Reserve	19,880	20	4	10,000	10,000	(6,558)	(6,557)	23,342	23,327
Library Building Reserve	12,340	10	2	2,500	2,500	0	0	14,850	14,842
Community & Economic Development Proj	269,027	215	53	0	0	(7,500)	(7,500)	261,742	261,580
Lake Ewlyamartup Facilities Reserve	10,000	10	2	5,000	5,000	0	0	15,010	15,002
Parks & Playgrounds Reserve	30,584	25	6	15,000	15,000	0	0	45,609	45,590
Katanning Aquatic Centre Reserve	30,584	25	6	15,000	15,000	0	0	45,609	45,590
Housing Reserve	0	0	0	100	100	0	0	100	100
	<b>8,535,951</b>	<b>6,830</b>	<b>1,570</b>	<b>708,060</b>	<b>438,060</b>	<b>(2,815,143)</b>	<b>(1,173,336)</b>	<b>6,435,698</b>	<b>7,802,245</b>

Other current liabilities	Note	Opening Balance 1 July 2021	Liability Increase	Liability Reduction	Closing Balance 31 May 2022
		\$	\$	\$	\$
<b>Contract liabilities</b>					
Unspent grants, contributions and reimbursements					
- operating	13	189,999	9,000	(25,700)	173,299
- non-operating	14	0	0	0	0
<b>Total unspent grants, contributions and reimbursements</b>		189,999	9,000	(25,700)	173,299
Other Contract liabilities [describe]		0			0
Other Contract liabilities [describe]		0			0
Other Contract liabilities [describe]		0			0
<b>Provisions</b>					
Annual leave		326,551			326,551
Long service leave		344,846			344,846
<b>Total Provisions</b>		671,397	0	0	671,397
<b>Total other current assets</b>		<b>861,396</b>	<b>9,000</b>	<b>(25,700)</b>	<b>844,696</b>
<b>Amounts shown above include GST (where applicable)</b>					

A breakdown of contract liabilities and associated movements is provided on the following pages at Note 13

#### KEY INFORMATION

##### Provisions

Provisions are recognised when the Shire has a present legal or constructive obligation, as a result of past events, for which it is probable that an outflow of economic benefits will result and that outflow can be reliably measured.

Provisions are measured using the best estimate of the amounts required to settle the obligation at the end of the reporting period.

##### Employee benefits

###### Short-term employee benefits

Provision is made for the Shire's obligations for short-term employee benefits. Short-term employee benefits are benefits (other than termination benefits) that are expected to be settled wholly before 12 months after the end of the annual reporting period in which the employees render the related service, including wages, salaries and sick leave. Short-term employee benefits are measured at the (undiscounted) amounts expected to be paid when the obligation is settled.

The Shire's obligations for short-term employee benefits such as wages, salaries and sick leave are recognised as a part of current trade and other payables in the calculation of net current assets.

###### Other long-term employee benefits

The Shire's obligations for employees' annual leave and long service leave entitlements are recognised as provisions in the statement of financial position.

Long-term employee benefits are measured at the present value of the expected future payments to be made to employees. Expected future payments incorporate anticipated future wage and salary levels, durations of service and employee departures and are discounted at rates determined by reference to market yields at the end of the reporting period on government bonds that have maturity dates that approximate the terms of the obligations. Any remeasurements for changes in assumptions of obligations for other long-term employee benefits are recognised in profit or loss in the periods in which the changes occur. The Shire's obligations for long-term employee benefits are presented as non-current provisions in its statement of financial position, except where the Shire does not have an unconditional right to defer settlement for at least 12 months after the end of the reporting period, in which case the obligations are presented as current provisions.

##### Contract liabilities

An entity's obligation to transfer goods or services to a customer for which the entity has received consideration (or the amount is due) from the customer. Grants to acquire or construct recognisable non-financial assets to identified specifications be constructed to be controlled by the Shire are recognised as a liability until such time as the Shire satisfies its obligations under the agreement.

NOTES TO THE STATEMENT OF FINANCIAL ACTIVITY  
FOR THE PERIOD ENDED 31 MAY 2022

NOTE 13

OPERATING GRANTS AND CONTRIBUTIONS

Provider	Unspent operating grant, subsidies and contributions liability					Operating grants, subsidies and contributions revenue		
	Liability	Increase	Liability	Liability	Current	Amended Budget	YTD	YTD Revenue
	1 July 2021	in Liability	Reduction (As revenue)	31 May 2022	Liability 31 May 2022	Revenue	Budget	Actual
	\$	\$	\$	\$	\$	\$	\$	\$
<b>Operating grants and subsidies</b>								
<b>General purpose funding</b>								
General Purpose Grant (GPF)	0	0	0	0	0	841,282	841,282	2,213,722
Untied Road Grant (GPF)	0	0	0	0	0	267,976	267,976	679,157
Special Bridge Grant (FAGS)	35,545	0	0	35,545	35,545	0	0	0
<b>Law, order, public safety</b>								
BFB LGGS Income	0	0	0	0	0	27,801	24,184	35,068
<b>Education and welfare</b>								
National Youth Week Grant Income (CDOW)	0	0	0	0	0	1,000	1,000	0
Thank-A-Volunteer Day Grant Income	0	0	0	0	0	1,500	1,500	1,000
Piaf Grant Income	1,000	0	0	1,000	1,000	1,000	1,000	0
Youth Engagement Grant Income	0	0	0	0	0	10,000	10,000	0
Cultural Awareness	0	0	0	0	0	37,000	37,000	0
Grant Income Indigenous Governance	3,500	0	0	3,500	3,500	3,500	3,500	0
Harmony Festival Grant Income (CDOW)	0	0	0	0	0	0	0	12,000
Lotterywest Community Capacity Building (CDOW)				0	0	180,000	180,000	160,000
<b>Recreation and culture</b>								
Regional Venues Improvement Fund Grant	25,770	0	(25,700)	70	70	75,700	75,700	25,700
RETB Exhibition Reimbursements	0	0	0	0	0	4,000	4,000	0
KLC Grant				0	0	71,224	71,224	5,000
<b>Transport</b>								
Direct Road Grant (MRBD)	0	0	0	0	0	131,070	131,070	131,070
Street Light Subsidy (MRBD)	0	0	0	0	0	2,367	2,167	0
<b>Economic services</b>								
Tourism Attraction And Development Grant	0	0	0	0	0	52,000	52,000	30,336
Auspicing - Hidden Treasures (TOU)	3,965	0	0	3,965	3,965	66,000	66,000	46,000
Drought Affected Communities Grant				0	0	300,000	300,000	0
Local Roads & Community Infrastructure Grant				0	0	78,143	78,143	0
Revitalise and Activate Clive Street Grant				0	0	0	0	56,000
	<b>69,780</b>	<b>0</b>	<b>(25,700)</b>	<b>44,080</b>	<b>44,080</b>	<b>2,151,563</b>	<b>2,147,746</b>	<b>3,395,053</b>



NOTES TO THE STATEMENT OF FINANCIAL ACTIVITY  
FOR THE PERIOD ENDED 31 MAY 2022

NOTE 13

OPERATING GRANTS AND CONTRIBUTIONS

Provider	Unspent operating grant, subsidies and contributions liability					Operating grants, subsidies and contributions revenue		
	Liability 1 July 2021	Increase in Liability	Liability Reduction (As revenue)	Liability 31 May 2022	Current Liability 31 May 2022	Amended Budget Revenue	YTD Budget	YTD Revenue Actual
	\$	\$	\$	\$	\$	\$	\$	\$
<b>Operating contributions</b>								
<b>Governance</b>								
Insurance Scheme Surplus (ADM)	0	0	0	0	0	19,611	19,611	19,611
<b>General purpose funding</b>								
ESL Commission (GPF)	0	0	0	0	0	4,000	4,000	4,000
Rates Legal Fees Reimbursement (GPI)	0	0	0	0	0	30,000	27,500	22,678
<b>Law, order, public safety</b>								
CESM Contributions & Reimbursements	0	0	0	0	0	119,460	89,595	65,617
<b>Education and welfare</b>								
Youth Activities Grant Income (CDOW)	0	0	0	0	0	33,000	33,000	33,647
Seniors Week Grant Income (CDOW)	0	0	0	0	0	1,000	1,000	0
Harmony Festival Contributions (CDOW)	0	9,000	0	9,000	9,000	62,000	58,683	6,818
<b>Community amenities</b>								
LCDC Vehicle Lease Reimbursement (POE)	0	0	0	0	0	3,555	3,555	3,840
<b>Recreation and culture</b>								
Public Open Space Contribution	0	0	0	0	0	38,000	38,000	38,000
<b>Transport</b>								
Commissions & Contributions (TPL)	0	0	0	0	0	90,000	82,489	88,001
<b>Economic services</b>								
Contributions to Grant Projects	0	0	0	0	0	4,000	4,000	1,060
	<b>0</b>	<b>9,000</b>	<b>0</b>	<b>9,000</b>	<b>9,000</b>	<b>404,626</b>	<b>361,433</b>	<b>283,273</b>
<b>TOTALS</b>	<b>69,780</b>	<b>9,000</b>	<b>(25,700)</b>	<b>53,080</b>	<b>53,080</b>	<b>2,556,189</b>	<b>2,509,179</b>	<b>3,678,326</b>

NOTES TO THE STATEMENT OF FINANCIAL ACTIVITY  
FOR THE PERIOD ENDED 31 MAY 2022

NOTE 14

NON-OPERATING GRANTS AND CONTRIBUTIONS

Provider	Unspent non operating grants, subsidies and contributions liability					Non operating grants, subsidies and contributions revenue		
	Liability 1 July 2021	Increase in Liability	Liability Reduction (As revenue)	Liability 31 May 2022	Current Liability 31 May 2022	Amended Budget Revenue	YTD Budget	YTD Revenue Actual
	\$	\$	\$	\$	\$	\$	\$	\$
<b>Non-operating grants and subsidies</b>								
<b>Governance</b>								
Heritage Centre Project DPIRD Grant Funds (ST)	0	0	0	0	0	180,572	180,572	180,572
Great Southern Aged Accommodation Project Re	0	0	0	0	0	190,460	190,460	190,460
<b>Community amenities</b>								
CLGF Regional re Regional Waste Initiative Incon	0	0	0	0	0	76,000	76,000	0
<b>Transport</b>								
Regional Road Group Funding (CRBD)	0	0	0	0	0	365,660	365,660	286,860
Roads to Recovery Funding (CRBD)	0	0	0	0	0	314,995	314,995	440,368
Grant Income (AERO)	0	0	0	0	0	43,500	39,875	43,500
<b>Economic services</b>								
Local Roads & Community Infrastructure Grant	0	0	0	0	0	200,000	200,000	140,725
Phase 3 Local Roads & Community Infrastructure Grant				0	0	375,000	375,000	0
	<b>0</b>	<b>0</b>	<b>0</b>	<b>0</b>	<b>0</b>	<b>1,746,187</b>	<b>1,742,562</b>	<b>1,282,485</b>
<b>Non-operating contributions</b>								
<b>Recreation and culture</b>								
Contribution towards KCC Clubhouse (ORS)	0	0	0	0	0	406,937	406,937	576,093
	<b>0</b>	<b>0</b>	<b>0</b>	<b>0</b>	<b>0</b>	<b>406,937</b>	<b>406,937</b>	<b>576,093</b>
<b>TOTALS</b>	<b>0</b>	<b>0</b>	<b>0</b>	<b>0</b>	<b>0</b>	<b>2,153,124</b>	<b>2,149,499</b>	<b>1,858,578</b>

**NOTES TO THE STATEMENT OF FINANCIAL ACTIVITY  
FOR THE PERIOD ENDED 31 MAY 2022**

**NOTE 15  
TRUST FUND**

Funds held at balance date over which the Shire has no control and which are not included in this statement are as follows:

Description	Opening Balance 1 July 2021	Amount Received	Amount Paid	Closing Balance 31 May 2022
	\$	\$	\$	\$
Carpark Contribution Liability	8,168	0	0	<b>8,168</b>
Public Open Space Contribution Liability A/c	38,000	0	(38,000)	<b>0</b>
	<b>46,168</b>	<b>0</b>	<b>(38,000)</b>	<b>8,168</b>

**KEY INFORMATION**

Accounts deemed to not be Trust through the final audit process are now held as municipal funds:  
Ag Society Contributions, Katanning Cinema Project Contributions, Local Fire Brigade Funds.

**NOTES TO THE STATEMENT OF FINANCIAL ACTIVITY  
FOR THE PERIOD ENDED 31 MAY 2022**

**NOTE 16  
BUDGET AMENDMENTS**

Amendments to original budget since budget adoption. Surplus/(Deficit)

GL Code	Description	Council Resolution	Classification	Non Cash Adjustment	Increase in Available Cash	Decrease in Available Cash	Amended Budget Running Balance
				\$	\$	\$	\$
	<b>Budget adoption</b>		Opening Surplus(Deficit)			(120,219)	(120,219)
1101	Write off Rates	21/12/2021	Operating Revenue			(6,786)	(127,005)
4264	Driver Reviver Trailer		Capital Expenses			(68,046)	(195,051)
222	Election Expenses		Operating Expenses		13,442		(181,609)
0343	Paid Parental Leave		Operating Expenses			(13,905)	(195,514)
1315	Paid Parental Leave		Operating Revenue		13,905		(181,609)
4703	Ranger Relief		Operating Expenses			(85,532)	(267,141)
6831	Pool Chemicals		Operating Expenses			(10,000)	(277,141)
6722	Pool Utilities		Operating Expenses			(10,000)	(287,141)
8605	Overpayments - Refunds		Operating Expenses			(53,000)	(340,141)
8705	Overpayments - Refunds		Operating Revenue		53,000		(287,141)
ED23	Local Roads & Infrastructure Fund Phase 3	OC160/21	Capital Revenue		375,000		87,859
C688	Clive Street Footpath	OC160/21	Capital Expenses			(110,000)	(22,141)
C689	Synnott Avenue Footpath	OC160/21	Capital Expenses			(115,000)	(137,141)
CC07	CCTV Town Upgrade	OC160/21	Operating Expenses			(150,000)	(287,141)
1113	ATO Refund on FBT		Operating Revenue		16,737		(270,404)
2224	Shared EHO Reimbursements		Operating Revenue			(39,736)	(310,140)
4333	Lotterywest Community Capacity Building Grant		Operating Revenue		180,000		(130,140)
GG12	Community Capacity Building Project		Capital Expenses			(180,000)	(310,140)
8383	Fuel Tax Reimbursements		Operating Revenue		8,596		(301,544)
0235	Disposal of 77 Piesse St & Refuse Site Demountable		Operating Revenue		9,982		(291,562)
1132	Administration - LSL Previous Employees		Operating Expenses			(5,368)	(296,930)
1211	Insurance Scheme		Operating Expenses		8,678		(288,252)
2669	Great Southern Aged Accommodation		Capital Revenue		190,460		(97,792)
2660	Heritage Centre Funds		Operating Revenue		180,572		82,780
4192	Art Project - Noongar Story		Operating Expenses			(180,572)	(97,792)
327	Employee Super (FPV)		Operating Expenses		3,360		(94,432)
1622	Salay Costs (FPV)		Operating Expenses		26,102		(68,330)
3370	Employee Super (ANI)		Operating Expenses		7,840		(60,490)
1732	Salary Costs (ANI)		Operating Expenses		45,550		(14,940)
6182	Uniforms		Operating Expenses		700		(14,240)
6202	Training		Operating Expenses		1,980		(12,260)
2082	Salary Costs (HAI)		Operating Expenses		21,000		8,740
2563	Amherst Deposit		Operating Revenue		80,000		88,740

**NOTES TO THE STATEMENT OF FINANCIAL ACTIVITY  
FOR THE PERIOD ENDED 31 MAY 2022**

**NOTE 16  
BUDGET AMENDMENTS**

Amendments to original budget since budget adoption. Surplus/(Deficit)

GL Code	Description	Council Resolution	Classification	Non Cash Adjustment	Increase in Available Cash	Decrease in Available Cash	Amended Budget Running Balance
				\$	\$	\$	\$
ED18	Drought Funds		Capital Revenue			(200,000)	(111,260)
ED10	Tourism Grant		Operating Revenue		30,000		(81,260)
2703	Grant Income KLC		Operating Revenue		71,224		(10,036)
ED10	Vibrant Katanning		Operating Revenue		22,000		11,964
6691	Transfer from Election Reserve		Reserve Transfers			(13,442)	(1,478)
2497	Transfer from Leave Reserve		Reserve Transfers		30,475		28,997
6377	Transfer to Land & Building Reserve		Reserve Transfers			(190,460)	(161,463)
6981	Transfer to Amherst Deposits Reserve		Reserve Transfers			(80,000)	(241,463)
8002	Salaries - PWO		Operating Expenses		41,463		(200,000)
ED19	Local Roads & Infrastructure Fund Phase 1		Capital Revenue		200,000		0
8410	Gross Salaries		Operating Expenses		113,115		113,115
8500	LESS Gross Salaries Allocated		Operating Expenses			(113,115)	0
OI116	Emergency Welfare Centre Generator	OC45/22	Capital Expenses			(152,000)	(152,000)
2013	Grant Income (OLO)	OC45/22	Capital Revenue		96,000		(56,000)
5815	Transfer from KLC Facilities Reserve	OC45/22	Capital Revenue		56,000		0
				<b>0</b>	<b>1,897,181</b>	<b>(1,897,181)</b>	<b>0</b>

**NOTES TO THE STATEMENT OF FINANCIAL ACTIVITY  
FOR THE PERIOD ENDED 31 MAY 2022**

**NOTE 17  
EXPLANATION OF MATERIAL VARIANCES**

The material variance thresholds are adopted annually by Council as an indicator of whether the actual expenditure or revenue varies from the year to date Actual materially.

The material variance adopted by Council for the 2021-22 year is \$10,000 or 10.00% whichever is the greater.

Reporting Program	Var. \$	Var. %	Timing/ Permanent	Explanation of Variance
	\$	%		
<b>Revenue from operating activities</b>				
Governance	28,289	43.27%	▲ Timing	LSL Reimbursement - \$14,178 (Shire of Collie - L French). Misc income Overpayment - \$7,130
General purpose funding - other	1,741,402	137.04%	▼ Timing	Legal fees lower than expected - \$4,822 Interest on Reserves & Muni fund lower than expected \$5,121. Early Advance of 22.23 FAGS \$1,783,621. Rates Penalty Interest \$17,547 lower than expected.
Law, order and public safety	(20,434)	(12.43%)	▼ Timing	Broadcasting Site Fees \$6,296, CESM Contributions \$23,978 lower than expected. BFB LGGS funding \$7,267 higher than anticipated - additional funding for Insurance.
Education and welfare	(116,602)	(35.26%)	▼ Timing	Harmony Festival funding to be finalised - \$39,865 and Other Operating Grant income to be received - \$72,000 lower than expected.
Community amenities	(6,031)	(0.69%)	▼ Timing	CLGF funding \$76,000 yet to be received.
Recreation and culture	(136,768)	(32.61%)	▼ Timing	KCC funding \$169,156 higher than anticipated, due to project overspend. KLC Revenue \$15,844 lower than anticipated. Contract Liability SE&IP funding of \$66,224 to be transferred. Other Culture Grant Funding \$54,000 yet to be received.
Transport	(101,088)	(28.42%)	▼ Timing	Timing of Asset Disposals - Profit on Sale \$98,575 lower than anticipated. R2R funding higher than expected - \$125,373. Aero grant income higher than expected - \$7,250, RRG funding \$78,800 lower than anticipated
Economic services	(560,353)	(48.38%)	▼ Timing	Standpipe Income \$13,418, Property Lease fees \$10,000, Auspicing Hidden Treasures \$20,000, Building Fees \$7,373, Saleyards revenue \$165,174, Drought affected communities \$300,000, LRCIP Phase 1 \$137,418, LRCIP Phase 3 \$375,000 and Tourism Attraction \$10,694 lower than anticipated. revitalise & Activate Clive St \$56,000 higher than anticipated.
<b>Expenditure from operating activities</b>				
Governance	(40,409)	(3.81%)	▼ Timing	Administration allocation \$162,576, Training & Development \$11,492, Finge Benefits Tax \$33,640 lower than expected. Admin Salary costs \$11,492 higher MoF Final Pay. Computer Software \$13,140 timing issue. Admin Building program \$16,926, Audit Fees \$14,848, Higher than anticipated. Bank Fees \$10,129 - Allocation issue.
General purpose funding	(26,349)	(9.85%)	▼ Timing	Administration allocation \$17,558 lower than expected.
Law, order and public safety	(74,037)	(12.96%)	▼ Timing	Administration allocation lower than expected. Works Program expenses \$29,221. Other Unclaimable expenses \$16,468 lower than expected, Relief Ranger \$9,410 higher than anticipated.
Health	(60,532)	(27.03%)	▼ Timing	Administration allocation lower than expected. Works Program Medical centre less than expected - \$12,065, Building Program \$5,395 more than expected. Health Consultant & Salary expenses lower than expected - \$35,951
Education and welfare	(318,822)	(46.02%)	▼ Timing	Administration allocation, Grant Expenditure \$189,276, Special projects \$50,721, Harmony Festival expenses \$27,363 lower than expected

**NOTES TO THE STATEMENT OF FINANCIAL ACTIVITY  
FOR THE PERIOD ENDED 31 MAY 2022**

**NOTE 17  
EXPLANATION OF MATERIAL VARIANCES**

The material variance thresholds are adopted annually by Council as an indicator of whether the actual expenditure or revenue varies from the year to date Actual materially.

The material variance adopted by Council for the 2021-22 year is \$10,000 or 10.00% whichever is the greater.

Reporting Program	Var. \$	Var. %	Timing/ Permanent	Explanation of Variance
	\$	%		
Housing	(24,206)	(9.68%)	Timing	Administration allocation & Staff Housing allocations \$14,620 lower than expected. Amherst Utilities \$7,340 higher than anticipated. Amherst Building Program \$26,882, Building Program Staff Housing \$11,121 lower than anticipated.
Community amenities	(37,220)	(2.87%)	▼ Timing	Administration allocation lower than expected. Works Program Refuse Site & Green Waste \$129,879 higher than anticipated. Building Program (OCA) \$30,823, Consultants (TOW) \$22,619 lower than expected
Recreation and culture	33,599	0.79%	▼ Timing	Administration allocation lower than expected. KAC Utilities \$11,447, Relocation of KCC \$169,841 higher than anticipated. Building Program KLC \$17,452, Sports Engagement expenses \$34,233, Works program (KLC) \$33,243, Utilities \$23,515, Demolition Bowling Club \$34,407, Prosser Park Equipment \$25,690, Works Program (ORS) \$56,719, Building Program (LIB) \$16,136, Town Hall events \$15,108, Works Program Events \$28,783, Grant Expenses (OCU) \$47,437 lower than expected. KLC Salary \$6,245 higher - Managers Final Pay. Depreciation Parks (ORS) \$450,195 incorrect budget allowed.
Transport	(214,855)	(5.17%)	Timing	Administration allocation lower than expected. Works Program Rd Mtc \$177,689, Rd Mtc Rural Roads \$67,687, Footpaths \$24,160 expenses lower than expected. DoT Bank Fees \$11,895 less - Allocation adjustment
Economic services	(91,701)	(6.13%)	Timing	Administration allocation lower than expected. Old Sale Yard Demolition - \$70,826, Economic Development Services \$27,500, Building Program \$11,045, Standpipe water \$14,236 lower than expected. Building Salaries \$14,225, Works Program - Saleyards \$9,139, Saleyards General Mtc \$16,905 higher than anticipated.
Other property and services	(53,301)	(59.85%)	▼ Timing	Administration allocations lower than expected. Annual & Sick Leave Outside Staff - \$69,997, POC Insurance \$13,135, Fuels & Oils \$11,682 higher than expected. Private Works \$7,481 higher than expected due to an incorrect allocation.
<b>Investing activities</b>				
Proceeds from non-operating grants, subsidies and contributions	(290,921)	(13.53%)	▼ Timing	Grants to be received - Regional Waste - \$76,000, RRG - \$78,800, LRCI - \$59,275. Additional Grant received \$169,156 (Katanning Country Club - to be reallocated to Operating Contribution)
Payments for property, plant and equipment and infrastructure	(2,691,322)	(46.08%)	▼ Timing	Projects under spent to date - Early Childhood Hub \$899,232. GS Aged Accommodation \$243,104, Road Program \$315,251, Footpaths \$385,262, Refuse Site Shed \$120,000, Plant \$331,900, Vehicles \$77,484, CCTV \$150,000, Driver Reviver Van \$15,519, CCTV Saleyards \$88,200, KLC Dam Expansion \$66,359, Mariom Street Lights \$50,935. Heritage Precinct - Piesse Park \$88,750 over budget.
<b>Financing activities</b>				
Transfer from reserves	(541,321)	(31.57%)	▼ Timing	Land & Building Reserve transfers lower than expected



Shire of  
**Katanning**  
Heart of the Great Southern

# **FIRE MANAGEMENT REQUIREMENTS 2022 – 2023**

**Please retain this document for your reference  
FIRST AND FINAL NOTICE**

To all owners and occupiers of land in the Shire of Katanning. This document constitutes the Shire of Katanning Fire Management Requirements (Bush Fire Notice) pursuant to Section 33 of the Bush Fires Act 1954 you are hereby required, on all land owned or occupied by you, as a measure for preventing the spread and extension of a bush fire, to plough, cultivate, scarify, burn, chemically spray or otherwise clear upon the lands Fire Access tracks (fire breaks) in such manner as set out in this notice.

  
**000**  
**EMERGENCY**  
**For All Emergencies**

**HELP STOP ARSON**  
**Report suspicious**  
**activity to Crime**  
**Stoppers on**  
**1800 333 000**

By order of the Council  
Julian Murphy  
Chief Executive Officer



# DEFINITIONS

## For the purpose of this Notice the following definitions apply:

**Flammable Material:** Material that can be easily ignited, (i.e.- dead or dry grass and crops, leaves, timber, boxes, cartons, paper, plastic and other material or things deemed by an authorised officer to be capable of combustion) but does not include green growing trees, growing bushes or garden plants.

**CBFCO:** Shall mean the Chief Bush Fire Control Officer as appointed by the Shire of Katanning.

**DCBFCO:** Shall mean the Deputy Chief Bush Fire Control Officer as appointed by the Shire of Katanning.

**BFCO:** Shall mean the Bush Fire Control Officer as appointed by the Shire of Katanning.

**DBFCO:** Shall mean the Deputy Bush Fire Control Officer as appointed by the Shire of Katanning.

**CESM:** Shall mean the Community Emergency Services Manager Authorised Officer as appointed by the Shire of Katanning.

**RANGER SERVICES:** Shall mean the Authorised Officer appointed by the Shire of Katanning.

**Total Fire Bans (TFB):** Total Fire Bans are the bans imposed by the Minister for Emergency Services or his/her representative on days of severe or catastrophic fire hazards.

**Burning of Garden Refuse:** Means lighting or use of a fire in the open air for the purpose of destroying garden refuse. One cubic metre or less, is referred to as a garden refuse.

**Fire & Rescue District:** The area covering the Katanning town site. Fire & Rescue Services are responsible for all fires within this gazette district. The Shire of Katanning is directly responsible for the issuing of Fire Permits.

**Fire Break:** Where referred to anywhere in this notice means an area of land which must be kept and maintained void of all trees, bushes and grasses (living or dead) for the whole of the compliance period.

**Risk Mitigation Measures:** Efforts taken to reduce either the probability or consequence of a threat.

**Shire Officer:** As appointed by Council under Section 38 of the Bushfires Act 1954 being the CESM, CBFCO, DCBFCO, BFCO and Ranger.

## SUBURBAN AND RESIDENTIAL BLOCKS

### **RESIDENTIAL LOT CLEARING:**

If the area of the land is 2023m<sup>2</sup> (approximately ½ acre) or less, remove flammable material on the land except living standing trees from the whole of the land by **1 November 2022** by one of the following methods and with all other associated conditions mentioned above to apply:

ploughing, cultivating, scarifying, chemical spraying, mowing, burning or any other approved method. Mowed grass to be no higher than 100mm.

Where residential zoned land exceeds 2023m<sup>2</sup> (approximately ½ acre), in addition to the grass height above, a 2.5 metre wide firebreak immediately inside and along all external boundaries is required.

## RURAL RESIDENTIAL, RURAL LAND, RURAL SMALL HOLDINGS, OUTSIDE THE TOWN BOUNDARY

**Firebreaks shall** be installed on Rural Land at least 10 metres wide around the perimeter of any homestead building (excluding isolated non-flammable buildings), haystacks (within 100 metres of any building) or group of structures or installations and are to be cleared to the satisfaction of the Shire Officer. In addition, you may be required to carry out further works which may be deemed necessary by the Shire Officer and specified by way of a separate written notice forwarded to the address as shown on the Shire of Katanning rate records for the land. In some instances naturally occurring features such as rocky outcrops, natural water courses or landscaping such as reticulated gardens, lawns or driveways may be an acceptable substitute for cleared firebreaks. This option must first be discussed with and approved by the Shire Officer.

All properties within the **Moojebing Heights** subdivision are to ensure compliance with the additional requirements of the Fire Management Plan dated April 2008.

Council will establish fire breaks at strategic points at its discretion or on a Risk Base Assessment on land it manages.

## RURAL RESIDENTIAL AND RURAL LAND AND RURAL SMALL HOLDINGS WITHIN KATANNING AND PINWERENING TOWNSITES

Must have a 2.5 metre wide firebreak immediately inside along all external boundaries. Grass to be no higher than 100mm. Living standing trees, remnant vegetation, maintained gardens and natural bush are exempt. Where multiple blocks of land are grouped together, a perimeter 2.5 metre firebreak encompassing all land will be considered subject to an application for variation. All properties within the **Illareen Subdivision** are to comply with this standard and the additional requirements of the Illareen Fire Management Plan dated 2019 Version 1.1.

All firebreaks as designated above must be prepared on or before **1 November 2022** or within 14 days of becoming the owner or occupier should this be after that date and maintained clear of flammable material up to and including 30 April 2023.

# DEFINITIONS

# SUBURBAN AND RESIDENTIAL BLOCKS

## **Application to Vary the Above Requirements**

If it is considered to be impracticable for any reason whatsoever to meet requirements as required by this notice, you may apply to the Shire of Katanning no later than **1 October 2022**, for permission to provide alternative risk mitigation measures on the land. If permission is not granted by the Shire you must comply with the requirements of this notice.

**If the requirements** of this notice are carried out by burning, such burning must be in accordance with the relevant provisions of the Bush Fires Act.

**The Penalty for failing to comply** with this notice will be in accordance with the Bushfires Act 1954, and a person in default is also liable, whether prosecuted or not, to pay the costs of performing the work directed in this notice if it is not carried out by the owner and/or occupier by the date required by this notice.

## **NUISANCE SMOKE**

It is an offence under the Health Act 1911 to create nuisance smoke. If planning to burn, please consider your neighbours, other properties that may be affected and the condition and type of materials to be burnt. It is important to ensure that smoke does not disrupt traffic on roads.

## **BURNING OF BUSH AND GRASS ON ANY LAND**

Burning of bush and grass is totally prohibited between 1 November and 14 February inclusive (Prohibited Burning Period). Permits are required between 1 October inclusive and 31 October inclusive and between 15 February and 30 April inclusive (Restricted Burning Periods).

## **PERMITS TO BURN**

Under the Bush Fires Act 1954, it is an offence to light fires during the Prohibited and Restricted Burning Times, except in certain circumstances. All burning during the Restricted Burning Period requires a Permit.

# **HAZARD REDUCTION PROGRAM**

## **Autumn to Winter (May-August)**

- Tree pruning – remove lower branches, check that power lines are clear. Use a professional contractor.

- Reduce fuel levels around the house, clear long grass, leaves, twigs and flammable shrubs.
- Ensure petrol and other flammables are safely stored away from the main dwelling.
- Accommodation providers must make sure all guests are aware of emergency plan, including evacuation routes.

### **Spring (September – November)**

- Move wood piles and stack timber away from the main dwelling.
- Keep grass short.
- Install firebreaks in accordance with this Fire Management Requirements.

### **Summer (November – May)**

- Water lawns, trees and shrubs near buildings to keep green.
- Recheck fire-fighting equipment, screens, water supplies and that gutters remain clear.

### **Long Term precautions**

- Make sure that buildings are safe – fit wire screens and shutters, fill gaps into roof/wall spaces, fit fire screens to evaporative air conditioners and have them operable to provide a water supply.
- Give consideration to installing external building sprinkler systems and backup power for emergencies.
- Ensure that access to emergency water supplies has the correct fittings, is unobstructed and trafficable.
- Get basic training in fire-fighting by contacting the Shire of Katanning.

### **Hints for Burning:**

- Don't light a fire on a hot or windy day.
- Don't try to burn more than you can control.
- Inform your neighbours.
- Make sure smoke and sparks will not affect neighbour's washing or open windows.
- Cut or rake long grass around trees, buildings and fences before burning.
- Burn against wind.
- On a sloping block, burn from the top down.
- Have a hose or spray pack to dampen down fire intensity.
- Extinguish fire by midnight.

### **PRIVATE PROPERTY**

Wood and solid fuel barbecues shall only be used where they are enclosed and all flammable material in a 5m radius is cleared. Check the Fire Danger Rating for the day as this will determine if you can light a fire.

### **BBQs and Incinerators**

Gas and electric barbecues are permitted at any time. Solid fuel barbecues and incinerators are **prohibited on set days, please check.**

# **COMPLIANCE WITH THIS NOTICE IS REQUIRED BY 1 NOVEMBER EACH YEAR AND IS TO BE MAINTAINED UNTIL 30 APRIL EACH YEAR OR AS OTHERWISE GAZETTED**



**Non – compliance**



**Complying**



**Compliant**

Take notice, that pursuant to section 33(4) of the Bush Fires Act, where the owner or occupier of land who has received this Notice fails or neglects to comply with the requisitions of the Notice within the time specified, the Shire of Katanning may, by its officers, vehicles and machinery as the officers deem fit, enter upon the land and carry out the requisitions of the Notice which have not been complied with and pursuant to section 33(5) of the Bush Fires Act, the amount of costs and expenses incurred may be recovered from you as the owner or occupier of the land. The penalty for failing to comply with this notice is a fine not exceeding \$5000 and the person in default is also liable, whether prosecuted or not, to pay the costs of performing the work directed in this Notice if it is not carried out by the owner or occupier by the date required by this Notice. If the requirements of this Notice are carried out by burning, such burning must be in accordance with the relevant provisions of the Bush Fires Act.

It is not necessary for council to notify property owners or give prior warning that legal action may proceed for failing to comply with the requirements of this notice.

**Please contact the Shire Office for a list of Contractors for the area who have registered their business with the Shire.**

# FIRE DANGER RATING

- The Fire Danger Rating gives you advice about the level of bushfire threat on any given day. It is based on the forecast weather conditions.
- The higher the rating, the more likely people may die or be injured during a fire.
- Only well prepared, well constructed and actively defended homes may offer any safety up to the category of Extreme.
- Consider in your bushfire survival plan if your actions will change at different Fire Danger Rating categories.

## **TOTAL FIRE BAN:**

**When a TFB is declared the lighting of any fire in the open air is prohibited. The ban includes all open fires for the purpose of cooking and camping.**

**A Total Fire Ban prohibits other activities for further information please refer to the DFES Website.**

## **TOTAL FIRE BAN PENALTY:**

**A fine of up to \$25,000  
or imprisonment for  
12 months or both.**

# FIRE DANGER RATING

## HARVEST AND VEHICLE MOVEMENT BANS

The Shire of Katanning may impose a Vehicle Movement and/or Harvest Ban due to dangerous fire weather conditions or if there are bush fires already burning. When imposed, any operation of machinery involved in harvesting crops, or other produce **MUST** come to a stop.

### ANY BAN WILL BE COMMUNICATED VIA ABC LOCAL RADIO, SMS AND THE BUSH FIRE BRIGADES RADIO NETWORK

Farmers and personnel from relevant industries may subscribe to the Shire of Katanning SMS Service for the communication of Harvest and Vehicle Movement Ban information. Some activities may continue during a Harvest and Vehicle Movement Ban at sites approved by and registered with the Shire. For more information, please contact the Shire of Katanning or your local FCO.

## REGISTRATION FOR SMS NOTIFICATION OF HARVEST & MOVEMENT BANS

Telephone your name, organisation and mobile number to the Shire of Katanning, 08 9821 9999.

**Listen to ABC Radio on 558 or 630AM. At the time of printing, broadcasting times are: 10:05am, 12:35pm and 14:05pm. These times are subject to change.**

### Regulation 38A – Harvesting, Swathing/Baling of Stubble and Track Chaining:

**Conditions:** A person shall not operate or suffer the operation of a grain harvesting machine, or any machine used for swathing, baling or slashing of stubble and track chaining, on any land within the Shire of Katanning except in accordance with the following specified condition:

**Specified condition:** No person shall operate grain harvesting machinery as stated above on any land unless a mobile and operational firefighting unit, having a water capacity of at least **500 litres**, is situated in or immediately adjacent to the paddock where harvesting operations are being conducted.

**Penalties: An infringement of \$250.00. A penalty of up to \$5000.00.**

The recommended minimum standards for fire unit requirements are based on property size as follows:

- (i) 50-1000ha - Light Duty Unit. One tonne utility either 2WD or 4WD. 500 litre water capacity.
- (ii) 1000 to 2500ha - Medium Duty Unit. Light truck either 2WD or 4WD. 2500 litre water capacity.
- (iii) 2500 + ha - Heavy Duty Unit. 6 tonne capacity truck, preferably diesel. 4000 litre water capacity.
- (iv) All units are to be fully operational and ready to go at all times during the Prohibited Burning Period.

# BURNING INFORMATION

## Agricultural Burning

**The following dates are when selected burning may commence under a Permit:**

- Canola Windrows from 1 March
- Cereal Windrows from 15 March
- Chaff Heaps from 15 March
- Stubble from 1 April

No timber to be burnt during the October restricted burning period.

Timber Heaps burnt over Winter are to be pushed out before the Prohibited Burning Period.

Before obtaining a **Permit** the following points need to be addressed:

What size is the burn area?

What is the location of the burn?

What are you burning?

Are there breaks in place around the burn area?

Notification to neighbours before burn commences.

## TRAILER MOUNTED FIRE UNITS AND CHASER BINS WITH FIRE UNITS

For safety reasons they are not acceptable as your only or primary fire unit.

**Therefore are not to be taken to a fire incident.**

## PERMITS TO BURN

Under the Bush Fires Act 1954, it is an offence to light fires during the Prohibited Time.

**During the Restricted Burning Time, permits to burn are required.** These may be obtained from the Local Volunteer Fire Control Officer for your area or the Shire of Katanning if the property is within the Fire & Rescue District.

RESTRICTED	PROHIBITED	RESTRICTED
PERMIT REQUIRED		PERMIT REQUIRED
1 October to 31 October	1 November to 14 February	15 February to 30 April

## WHEN TO OBTAIN A PERMIT

1. For burning of bush, grass and garden waste at any time between 1 October and 31 October inclusive and 15 February and 30 April inclusive.
2. For carrying out **protective burning** around dwellings and buildings pursuant to Section 23 of the Bush Fires Act until 15 November.
3. Sunday burning is discouraged.

**These times may be varied by the Shire of Katanning depending on seasonal conditions. Changes will be publicised in local papers and on the Shire of Katanning Facebook Page and Website.**

 ABC Emergency



## MAJOR INCIDENTS

**Information to the community from the Incident Controller will be broadcast regularly on the ABC Radio on 558AM or available on [emergency.wa.gov.au](http://emergency.wa.gov.au)**

**\*Remember this Ratio = 1 metre of flame height requires 4 metres of distance to escape radiant heat**

# BURNING INFORMATION



# BUSH FIRE BRIGADE CONTACT DETAILS

**COMMUNITY EMERGENCY SERVICE MANAGER #  
CINDY PEARCE: Mobile 0417 071 567**

**RANGER SERVICES: Mobile 0409 891 645**

**# Highlights Officers that are able to issue Permits to Burn**

## VOLUNTEER FIRE BRIGADES

### Katanning Fire & Rescue (Town)

<b>Captain</b>	Chris Brooks		0409 873 797
<b>First Lieutenant</b>	Steve Brooks		0408 760 486

## RURAL VOLUNTEER BUSHFIRE BRIGADES

### Chief Bush Fire Control Officer

	Norm Flugge #	9822 1505	0427 984 446
--	---------------	-----------	--------------

### Deputy Chief Bushfire Control Officers

	Matthew Kerin #	9821 2062	0429 376 593
	Matthew Kitchen #	9821 5336	0427 976 960

### Chief Fire Weather Officer

	Richard Marshall #	9822 1522	0429 904 130
--	--------------------	-----------	--------------

### Deputy Fire Weather Officers

	Barry Kowald #	9821 1167	0407 384 097
	Tim Harris #		0428 580 678

### **Carrolup FCO**

	Steve Conning #	9821 0047	0428 141 565
--	-----------------	-----------	--------------

### **DFCOs**

	Ian Coleman #	9821 0013	0429 955 778
	Alan Wilson	9821 1942	0427 772 142
	Chris Quartermaine	9821 4937	0427 214 553
	Barry Kowald #	9821 1167	0407 384 097
	Ben Kowald		0424 528 520
	Geoff Stade #		0428 211 551

### **Central FCO**

	Kim Kowald #	9821 2908	0438 337 708
--	--------------	-----------	--------------

### **DFCO**

	Alistair Dusting		0417 185 147
--	------------------	--	--------------

### **Badgebup FCO**

	Tim Harris #		0428 580 678
--	--------------	--	--------------

### **DFCOs**

	Peter Caldwell	9823 5016	0428 235 006
	Norman Flugge	9822 1505	0427 984 446
	Tim Clegg #	9823 5151	0427 771 938
	Richard Marshall #	9822 1522	0429 904 130

### **Merrebin FCOs**

	Greg Garlick #	9821 1851	0428 211 851
	Ian Knapp #	9822 7037	0427 215 635

### **DFCOs**

	Matthew Kerin #	9821 2062	0429 376 593
	Jeff Baxter	9821 4414	0428 528 840
	Mark Sullivan		0427 227 094

**A FIRE CONTROL OFFICER HAS THE AUTHORITY UNDER THE BUSH FIRES ACT 1954 TO HALT ANY ACTIVITY OR OPERATION THAT THEY DEEM AS HAZARDOUS OR LIKELY TO START A FIRE.**

## **Fire Attendance**

All Brigade members attending a fire must check the following:

- CH5 UHF
- That adequate protective clothing is worn
- That any slip-on unit is bolted securely to the tray of the vehicle
- That the Fire Incident Control is aware of your presence at the fire
- That the directions under the COVID-19 Guidelines are followed.

**You are responsible for your own  
FIRE PROTECTION**

## **The Biggest Penalty Of All**

Standing in the wreckage of your home knowing the smouldering mess is **your** fault because **you** didn't take proper precautions.

**For additional bush fire safety  
information, please visit**

**[www.emergency.wa.gov.au](http://www.emergency.wa.gov.au)**

**BUSH FIRE BRIGADE  
CONTACT DETAILS**

MAGNET



Shire of  
**Katanning**  
Heart of the Great Southern

**SHIRE OF KATANNING**  
52 Austral Tce  
KATANNING WA 6317  
Phone: 9821 9999

Web: [www.katanning.wa.gov.au](http://www.katanning.wa.gov.au)

Facebook: <https://www.facebook.com/ShireOfKatanning>

For incident information and bush fire safety information, please visit: [emergency.wa.gov.au](http://emergency.wa.gov.au)

Volunteers make up the Bush Fire Brigades in the Shire of Katanning. Help to provide a safer community by becoming an active member of your brigade. For more information, call your local brigade or the Shire of Katanning. Emergency Services in the Shire are also seeking volunteers for a range of support roles and we welcome your inquiry.