



Shire of
Katanning
Heart of the Great Southern

List of Accounts Paid
December 2020



Schedule of Accounts Paid - December 2020

10.2.1

Cheque Payments

Chq/EFT	Date	Name	Description	Invoice Amount	Payment Total
1 42355	11/12/2020	SHIRE OF KATANNING			102.00
INV DEDUCTION	09/12/2020	SHIRE OF KATANNING	Payroll deductions	54.00	
INV DEDUCTION	09/12/2020	SHIRE OF KATANNING	Payroll deductions	48.00	
2 42356	18/12/2020	SHIRE OF KATANNING			617.95
INV PETTYCSH DEC20	15/12/2020	SHIRE OF KATANNING	ADMIN Petty Cash December 2020	334.45	
INV KLC PETTYCSH	16/12/2020	SHIRE OF KATANNING	KLC Petty Cash December 2020	283.50	
Cheque Total				\$ 719.95	

EFT Payments

Chq/EFT	Date	Name	Description	Invoice Amount	Payment Total
3 EFT31090	03/12/2020	REGIONAL RETAILERS PTY LTD			24.01
INV 012520	25/11/2020	REGIONAL RETAILERS PTY LTD	COMMUNITIES Disability Access & Inclusion Christmas Lunch Supplies	24.01	
4 EFT31091	03/12/2020	Local Government Professionals WA			120.00
INV 19397	14/10/2020	Local Government Professionals WA	TRAINING Grant Essentials Online Workshop 191120	120.00	
5 EFT31092	03/12/2020	Paull & Warner Resources (PWR)			922.35
INV S92598	24/11/2020	Paull & Warner Resources (PWR)	ADMIN BUILDING Two Fire Panel Heavy Duty Battery	592.35	
INV S92599	24/11/2020	Paull & Warner Resources (PWR)	ADMIN BUILDING Inspection & Testing Fire Indicator & Occupant Warning Panel	330.00	
6 EFT31093	03/12/2020	BGL Solutions Pty Ltd			2,827.00
INV 0004042	18/11/2020	BGL Solutions Pty Ltd	RSL PARK Turf Rejuvenation & Mowing Until 111120	1,413.50	
INV 0004054	25/11/2020	BGL Solutions Pty Ltd	PIESSE LAKE Coring & Application of Gypwet for Amphitheatre	1,413.50	
7 EFT31094	03/12/2020	Katanning Volunteer Fire & Rescue Service			200.00
INV 2020-20210002	17/11/2020	Katanning Volunteer Fire & Rescue Service	COMMUNITIES Thank A Volunteer Day Guest Speaker	200.00	
8 EFT31095	03/12/2020	Giovanni Pillera			435.00
INV REIMBURSEMENT	20/11/2020	Giovanni Pillera	REIMBURSEMENT of Monumental Mason's Licence Grant Right of Burial & Headstone Fee	435.00	
9 EFT31096	03/12/2020	AIRPORT LIGHTING SPECIALISTS P/L			775.50
INV 22239	12/11/2020	AIRPORT LIGHTING SPECIALISTS P/L	AIRPORT Three White Wind Socks	775.50	

Schedule of Accounts Paid - December 2020

10.2.1

	Chq/EFT	Date	Name	Description	Invoice Amount	Payment Total
10	EFT31097	03/12/2020	AUSTRALIAN TAXATION OFFICE			34,425.00
	INV PAYG	25/11/2020	AUSTRALIAN TAXATION OFFICE	PAYG PAY 11	34,425.00	
11	EFT31098	03/12/2020	AUSTRALIA POST			1,347.90
	INV 1010042022	03/11/2020	AUSTRALIA POST	DAILY POSTAGE Fees October 20	1,312.95	
	INV 1010042022	03/11/2020	AUSTRALIA POST	ROADS Pipe Tape Cove St	34.95	
12	EFT31099	03/12/2020	CONNECT CALL CENTRE SERVICES			298.87
	INV 00104085	15/11/2020	CONNECT CALL CENTRE SERVICES	ADMIN After Hours Call Centre Services October 2020	298.87	
13	EFT31100	03/12/2020	RAY FORD SIGNS			1,315.93
	INV 11965	23/11/2020	RAY FORD SIGNS	PIESSE PARK Supply & Install Signage Panels	1,145.76	
	INV 11970	25/11/2020	RAY FORD SIGNS	TOWN SIGNAGE Two Rotary Park Sign Panels	170.17	
14	EFT31101	03/12/2020	GRANDE FOOD SERVICE			237.15
	INV 4170244	25/11/2020	GRANDE FOOD SERVICE	KLC Kiosk Refreshments November 20	237.15	
15	EFT31102	03/12/2020	JR & A HERSEY PTY LTD			3,701.00
	INV S45201	26/11/2020	JR & A HERSEY PTY LTD	WORKS Various PPE for Depot Crew	1,171.00	
	INV S45205	26/11/2020	JR & A HERSEY PTY LTD	WORKS Red & White Delinators	264.00	
	INV S45202	26/11/2020	JR & A HERSEY PTY LTD	WORKS PPE Kalahari Hats & Guide Post's	1,259.50	
	INV S45204	26/11/2020	JR & A HERSEY PTY LTD	WORKS PPE Whipper Snipper Chord & Sprayer Silvan	1,006.50	
16	EFT31103	03/12/2020	TOLL IPEC/ COURIER AUSTRALIA			285.62
	INV 0438-S408620	29/09/2019	TOLL IPEC/ COURIER AUSTRALIA	FREIGHT Charges September 250920 - 270920	285.62	
17	EFT31104	03/12/2020	JB HI-FI Group Pty Ltd			3,607.00
	INV BD0289285	02/11/2020	JB HI-FI Group Pty Ltd	SALEYARDS APC Smart Up's & Management Card	3,607.00	
18	EFT31105	03/12/2020	J P PROMOTIONS PTY LTD			501.83
	INV 21507	17/11/2020	J P PROMOTIONS PTY LTD	ADMIN Thirteen Shire Polos	501.83	

Schedule of Accounts Paid - December 2020

10.2.1

	Chq/EFT	Date	Name	Description	Invoice Amount	Payment Total
19	EFT31106	03/12/2020	KATANNING GLAZING & SECURITY			225.00
	INV 17708	24/11/2020	KATANNING GLAZING & SECURITY	TOWN HALL Reglaze Broken Side Door	225.00	
20	EFT31107	03/12/2020	KATANNING MEN'S SHED			9,000.00
	INV 28	17/11/2020	KATANNING MEN'S SHED	GOVERNANCE Katanning Men's Woolstore Project CFAP 2018/19 Round Two	9,000.00	
21	EFT31108	03/12/2020	KATANNING BOBCAT HIRE			2,075.40
	INV 0312	17/11/2020	KATANNING BOBCAT HIRE	STANDPIPES Construct Three Sand Pads for New Tanks Langaweira Trimmer & Badgebup	2,075.40	
22	EFT31109	03/12/2020	KATANNING H HARDWARE			63.95
	INV 101022712	27/11/2020	KATANNING H HARDWARE	WORKS Masonry Drill Bit & Dyna Bolt	63.95	
23	EFT31110	03/12/2020	MOHANA CATERING			240.00
	INV 297	26/11/2020	MOHANA CATERING	CATERING Council OCM 241120	240.00	
24	EFT31111	03/12/2020	IAN NORRISH CABINETS			458.70
	INV 381	23/11/2020	IAN NORRISH CABINETS	KLC Replace Door on Outside Toilets	458.70	
25	EFT31112	03/12/2020	OFFICE WORKS BUSINESS DIRECT			69.44
	INV 14098661	29/11/2020	OFFICE WORKS BUSINESS DIRECT	YOUTH January School Holidays Program Supplies Beads Air Dry Clay & Elastic	69.44	
26	EFT31113	03/12/2020	PFD FOOD SERVICES			301.65
	INV KW333863	25/11/2020	PFD FOOD SERVICES	KLC Kiosk Refreshments November 20	301.65	
27	EFT31114	03/12/2020	FOCHE PLANT HIRE T/A RMF FABRICATION			5,027.00
	INV 10-011037	20/11/2020	FOCHE PLANT HIRE T/A RMF FABRICATION	AAPG Recoat Timber on Walkway Bridge	2,288.00	
	INV 10-011037	20/11/2020	FOCHE PLANT HIRE T/A RMF FABRICATION	SUPER TOWNS Three Angled Interpretive Signs	2,739.00	
28	EFT31115	03/12/2020	SEEK LIMITED			544.50
	INV 97130658	24/11/2020	SEEK LIMITED	ADMIN Advertisement for EMIA Position	544.50	
29	EFT31116	03/12/2020	SIGNS PLUS			51.50
	INV 00159083	18/11/2020	SIGNS PLUS	ADMIN Uniforms Three Name Badges	51.50	

Schedule of Accounts Paid - December 2020

10.2.1

	Chq/EFT	Date	Name	Description	Invoice Amount	Payment Total
30	EFT31117	03/12/2020	SOUTH REGIONAL TAFE			113.08
	INV I0013354	24/11/2020	SOUTH REGIONAL TAFE	TRAINING Work at Heights Skill Set Gallery 261120	113.08	
31	EFT31118	03/12/2020	WATER CORPORATION			956.64
	INV 9015857796	23/11/2020	WATER CORPORATION	WATER CHARGES 17 Marri Drive 230920 - 201120	246.35	
	INV 9015649401	24/11/2020	WATER CORPORATION	WATER CHARGES 61A Conroy St 240920 - 231120	210.96	
	INV 9015649399	24/11/2020	WATER CORPORATION	WATER CHARGES 61B Conroy St 240920 - 231120	205.48	
	INV 9017943102	25/11/2020	WATER CORPORATION	WATER CHARGES 25 Marmion St 250920 - 241120	293.85	
32	EFT31119	03/12/2020	SYNERGY			24,543.34
	INV 977854430	13/11/2020	SYNERGY	GROUPED ELECTRICITY Charges 150920 - 131120	22,940.31	
	INV 154025290	18/11/2020	SYNERGY	ELECTRICITY CHARGES Saleyards 211020 - 181120	1,603.03	
33	EFT31120	03/12/2020	WYWURRY ELECTRICAL			357.50
	INV 4798	27/11/2020	WYWURRY ELECTRICAL	STAFF HOUSING 42 Crosby St Repairs to Two Light Fittings	357.50	
34	PAY	9/12/2020	PAYROLL			112,102.03
	PAY	9/12/2020	PAYROLL	Payroll PAY 12	112,102.03	
35	EFT31121	11/12/2020	GM & DL GARLICK			1,153.00
	INV REIMBURSEMENT	30/11/2020	GM & DL GARLICK	REIMBURSEMENT of Difference for Westate Hose Supplies & Telstra Boosters	1,153.00	
36	EFT31122	11/12/2020	AVANTGARDE TECHNOLOGIES			1,420.10
	INV ES00001521	01/12/2020	AVANTGARDE TECHNOLOGIES	CCTV Quarterly Maintenance December 2020	1,420.10	
37	EFT31123	11/12/2020	BELGRAVIA HEALTH & LEISURE GROUP			21,718.14
	INV B031573	23/11/2020	BELGRAVIA HEALTH & LEISURE GROUP	KAC Management Fees November 20	21,718.14	
38	EFT31124	11/12/2020	Westcoast Profilers			271,854.68
	INV 23896	30/11/2020	Westcoast Profilers	PIESSE LAKE Variation One Increased Silty Soft Clay Removal & Additional Imported Fill	8,244.20	
	INV 23896	30/11/2020	Westcoast Profilers	PIESSE LAKE Variation Additional Removal of Top Soil & Imported Back Fill	38,135.20	
	INV 23896	30/11/2020	Westcoast Profilers	PIESSE LAKE Preliminaries & Clearing/Earthworks & Dust Control	225,475.28	

Schedule of Accounts Paid - December 2020

10.2.1

	Chq/EFT	Date	Name	Description	Invoice Amount	Payment Total
39	EFT31125	11/12/2020	VIETNAMESE CAFE PHO			330.00
	INV 07	02/12/2020	VIETNAMESE CAFE PHO	KLC Catering for International Day for People with Disabilities Activity Day	330.00	
40	EFT31126	11/12/2020	ATC WORK SMART			198.98
	INV GT19075	03/12/2020	ATC WORK SMART	ADMIN Salary Costs School Based Traineeship 12311	198.98	
41	EFT31127	11/12/2020	BGC Construction Pty Ltd			543,805.61
	INV 70674-02	02/12/2020	BGC Construction Pty Ltd	KATANNING COMMUNITY MEDICAL CENTRE Progress Claim Two	111,702.78	
	INV 70674-02	02/12/2020	BGC Construction Pty Ltd	KATANNING COMMUNITY MEDICAL CENTRE Claim Two Additional Asbestos Removal	1,116.50	
	INV 70667-05	03/12/2020	BGC Construction Pty Ltd	GREAT SOUTHERN AGED ACCOMMODATION PROJECT Plastering & Joinery Cabinetwork	432,235.48	
	INV 70667-05	03/12/2020	BGC Construction Pty Ltd	GREAT SOUTHERN AGED ACCOMMODATION PROJECT Variation Aluminium Glazed Doors	2,130.93	
	INV 70667-05	03/12/2020	BGC Construction Pty Ltd	GREAT SOUTHERN AGED ACCOMMODATION PROJECT Credit Change in Installation Material	-3,380.08	
42	EFT31128	11/12/2020	Great Southern Distilling Company			380.00
	INV 5493	03/12/2020	Great Southern Distilling Company	KLC 20 Litres Hand Sanitizer	380.00	
43	EFT31129	11/12/2020	Paull & Warner Resources (PWR)			330.00
	INV S93066	08/12/2020	Paull & Warner Resources (PWR)	ADMIN BUILDING Inspection & Testing of Fire Indicator & Occupant Warning Panel December 20	330.00	
44	EFT31130	11/12/2020	BGL Solutions Pty Ltd			4,592.50
	INV 0004037	17/11/2020	BGL Solutions Pty Ltd	BFB Mitigation Works Non Compliant Properties	1,650.00	
	INV 0004052	24/11/2020	BGL Solutions Pty Ltd	BFB Mitigation Works Non Compliant Properties	412.50	
	INV 0004059	27/11/2020	BGL Solutions Pty Ltd	AAPG Grounds Maintenance 271120	1,265.00	
	INV 0004069	04/12/2020	BGL Solutions Pty Ltd	AAPG Grounds Maintenance 041220	1,265.00	
45	EFT31131	11/12/2020	Department of Communities - CPFS			300.00
	INV REIMBURSEMENT	02/12/2020	Department of Communities - CPFS	REIMBURSEMENT Bond Release Function 301120	300.00	
46	EFT31132	11/12/2020	May Eh K' Ler			300.00
	INV REIMBURSEMENT	02/12/2020	May Eh K' Ler	REIMBURSEMENT Bond Release Wedding 050920	300.00	

Schedule of Accounts Paid - December 2020

10.2.1

Chq/EFT	Date	Name	Description	Invoice Amount	Payment Total
47	EFT31133	11/12/2020	L.A. Freegard t/as SMS Southern Mulching Services		9,900.00
	INV 00003166	27/11/2020	L.A. Freegard t/as SMS Southern Mulching Services	BFB Mitigation Works Horse Paddock Near Roundabout	9,900.00
48	EFT31134	11/12/2020	Donaldson Mechanical		100.00
	INV REIMBURSEMENT	02/12/2020	Donaldson Mechanical	REIMBURSEMENT Equipment Bond Release 111120	100.00
49	EFT31135	11/12/2020	Video Surveillance Technology Pty Ltd		136.40
	INV 2012001	04/12/2020	Video Surveillance Technology Pty Ltd	KLC Replace Worn/Damaged Connectors on Scoreboard Controller	136.40
50	EFT31136	11/12/2020	PENNANT HOUSE		291.50
	INV 1024	03/11/2020	PENNANT HOUSE	OTHER REC & SPORT Two Cocos Keeling Island Flags	291.50
51	EFT31137	11/12/2020	Yellow Gum B&B		130.00
	INV 0927	30/11/2020	Yellow Gum B&B	ADMIN Accommodation for Aaron Hicks Onsite Test & Tag Training 291120	130.00
52	EFT31138	11/12/2020	KATANNING SECURITY PROTECTION PTY LTD		196.00
	INV 00000364	13/11/2020	KATANNING SECURITY PROTECTION PTY LTD	ADMIN Building Alarm Response 101120	196.00
53	EFT31139	11/12/2020	CINTAMI TURIYA		600.94
	INV REIMBURSEMENT	07/12/2020	CINTAMI TURIYA	REIMBURSEMENT Department of Transport Training Trainee	600.94
54	EFT31140	11/12/2020	ABC DISTRIBUTORS WA		134.75
	INV 144232	04/12/2020	ABC DISTRIBUTORS WA	ADMIN BUILDING Replacement Soap Dispenser Valves	134.75
55	EFT31141	11/12/2020	AFGRI EQUIPMENT AUSTRALIA PTY LTD		240.66
	INV 1983270	26/11/2020	AFGRI EQUIPMENT AUSTRALIA PTY LTD	KA25419 Front Left Indicator John Deere Grader & Bracket	482.85
	INV 1983288	26/11/2020	AFGRI EQUIPMENT AUSTRALIA PTY LTD	CREDIT NOTE Brackets Incorrectly Charged on Invoice 1983270	-242.19
56	EFT31142	11/12/2020	ALBANY RECORDS MANAGEMENT		165.00
	INV 0008538	30/11/2020	ALBANY RECORDS MANAGEMENT	ADMIN Confidential Document Destruction 271120	165.00
57	EFT31143	11/12/2020	AMPAC DEBT RECOVERY (WA) PTY LTD		440.00
	INV 70811	30/11/2020	AMPAC DEBT RECOVERY (WA) PTY LTD	RATES Debt Recovery November 2020	440.00

Schedule of Accounts Paid - December 2020

10.2.1

	Chq/EFT	Date	Name	Description	Invoice Amount	Payment Total
58	EFT31144	11/12/2020	ANISH PEEDIKAYIL PUNNOOSE			5,815.00
	INV 5	02/12/2020	ANISH PEEDIKAYIL PUNNOOSE	CLEANING Public Amenities November 2020	5,815.00	
59	EFT31145	11/12/2020	AUSTRALIA POST			726.37
	INV 1010129960	03/12/2020	AUSTRALIA POST	DAILY POSTAGE Fees November 2020	726.37	
60	EFT31146	11/12/2020	AVANT EDGE CONSULTING			2,805.00
	INV 2020-912	07/12/2020	AVANT EDGE CONSULTING	ADMIN R4R 2018/19 Annual Audit Report Katanning Super Town Heritage Project	2,805.00	
61	EFT31147	11/12/2020	OWEN BOXALL			3,400.00
	INV OCT-DEC20	07/12/2020	OWEN BOXALL	COUNCILLOR Renumeration October - December 2020	3,400.00	
62	EFT31148	11/12/2020	SANDY BOXALL			210.00
	INV 00000392	23/11/2020	SANDY BOXALL	CATERING Katanning Noongar Leaders Group EOY Meeting	210.00	
63	EFT31149	11/12/2020	BLACK STUMP ELECTRICAL			640.25
	INV 4866	23/11/2020	BLACK STUMP ELECTRICAL	KLC Heat Extraction Fan for Server Room	640.25	
64	EFT31150	11/12/2020	BTW RURAL SUPPLIES			480.00
	INV 27912	24/11/2020	BTW RURAL SUPPLIES	KLC Filter Cartridges	480.00	
65	EFT31151	11/12/2020	COCA-COLA AMATIL			469.57
	INV 224190978	26/11/2020	COCA-COLA AMATIL	KLC Kiosk Refreshments December 2020	469.57	
66	EFT31152	11/12/2020	RAY FORD SIGNS			44.00
	INV 11961	23/11/2020	RAY FORD SIGNS	KA24397 Stickers for Cat Loader	44.00	
67	EFT31153	11/12/2020	GAVIN FENCING			10,945.00
	INV 10183	07/12/2020	GAVIN FENCING	PIESSE LAKE Fencing Dog Exercise Area Final Claim	10,945.00	
68	EFT31154	11/12/2020	GRANDE FOOD SERVICE			155.00
	INV 4170589	02/12/2020	GRANDE FOOD SERVICE	KLC Kiosk Refreshments December 2020	155.00	

Schedule of Accounts Paid - December 2020

10.2.1

	Chq/EFT	Date	Name	Description	Invoice Amount	Payment Total
69	EFT31155	11/12/2020	GREAT SOUTHERN FUEL SUPPLIES			6,930.77
	INV 17002060	04/11/2020	GREAT SOUTHERN FUEL SUPPLIES	KA09 Holden Trailblazer Engine Oil	156.23	
	INV 17002069	05/11/2020	GREAT SOUTHERN FUEL SUPPLIES	SALEYARDS Soap for Dispensers in Shed	127.31	
	INV 17002125	17/11/2020	GREAT SOUTHERN FUEL SUPPLIES	SALEYARDS Part for Grease Gun	30.91	
	INV 17002166	23/11/2020	GREAT SOUTHERN FUEL SUPPLIES	KA24568 Holden Colorado Transfer Oil	64.97	
	INV FUELCARDS NOV20	30/11/2020	GREAT SOUTHERN FUEL SUPPLIES	FUEL CARDS November 2020	6,551.35	
70	EFT31156	11/12/2020	LIZ GUIDERA			9,650.00
	INV OCT-DEC20	07/12/2020	LIZ GUIDERA	COUNCILLOR President Renumeration October - December 2020	9,650.00	
71	EFT31157	11/12/2020	JR & A HERSEY PTY LTD			584.47
	INV S45350	26/11/2020	JR & A HERSEY PTY LTD	PLANT Various PPE Yagan Black Frame Smoke Lens & Champion Bucket of Bolts	584.47	
72	EFT31158	11/12/2020	TOLL IPEC/ COURIER AUSTRALIA			241.67
	INV 0440-S408620	13/10/2019	TOLL IPEC/ COURIER AUSTRALIA	FREIGHT Month of October 2019	208.23	
	INV 0485-S408620	23/11/2020	TOLL IPEC/ COURIER AUSTRALIA	FREIGHT Charges 231020 - 181120	33.44	
73	EFT31159	11/12/2020	JOHN GOODHEART			4,962.50
	INV OCT-DEC20	07/12/2020	JOHN GOODHEART	COUNCILLOR Deputy President Renumeration October - December 2020	4,962.50	
74	EFT31160	11/12/2020	KARL HIRSCHMANN			131.98
	INV REIMBURSEMENT	07/12/2020	KARL HIRSCHMANN	REIMBURSEMENT Meals & Parking for Training	131.98	
75	EFT31161	11/12/2020	KATANNING BETTA HOME LIVING			649.00
	INV 35810014299	01/12/2020	KATANNING BETTA HOME LIVING	DEPOT Replacement Airconditioner for Mechanics Office	649.00	
76	EFT31162	11/12/2020	THE KATANNING CLUB			135.00
	INV 398	26/11/2020	THE KATANNING CLUB	BFB Venue Hire for Training	135.00	
77	EFT31163	11/12/2020	KATANNING PLANT HIRE			1,364.00
	INV 0099	01/12/2020	KATANNING PLANT HIRE	STANDPIPE UPGRADES Supply Sand at Badgebup & Punchimirup	1,364.00	

Schedule of Accounts Paid - December 2020

10.2.1

	Chq/EFT	Date	Name	Description	Invoice Amount	Payment Total
78	EFT31164	11/12/2020	KATANNING TRAILER REPAIRS PTY LTD			1,980.00
	INV 286	22/10/2020	KATANNING TRAILER REPAIRS PTY LTD	BFB Katanning Central Repair Plumbing Issue After Katanning Fire	1,980.00	
79	EFT31165	11/12/2020	KATANNING COUNTRY CLUB			18,998.74
	INV 02123	19/11/2020	KATANNING COUNTRY CLUB	RELOCATE LAWN BOWLS Products & Labour Front of Bowling Green	3,124.00	
	INV 02123	19/11/2020	KATANNING COUNTRY CLUB	RELOCATE LAWN BOWLS Shade Shelter Material Costs	13,752.90	
	INV 02123	19/11/2020	KATANNING COUNTRY CLUB	RELOCATE LAWN BOWLS Shelter Shade Sails	2,121.84	
80	EFT31166	11/12/2020	KOWALDS NEWS & GLASSHOUSE			1,123.54
	INV I0000019015	04/11/2020	KOWALDS NEWS & GLASSHOUSE	ADMIN Stationery Order November 2020	424.54	
81	INV I0000019012	01/12/2020	KOWALDS NEWS & GLASSHOUSE	ADMIN Stationery A4 Copy Paper	605.00	
	INV SN0000390112 2020	01/12/2020	KOWALDS NEWS & GLASSHOUSE	NEWSPAPERS Stationery 081120 - 291120	94.00	
82	EFT31167	11/12/2020	KRISTY D'APRILE			3,400.00
	INV OCT-DEC20	07/12/2020	KRISTY D'APRILE	COUNCILLOR Renumeration October - December 2020	3,400.00	
83	EFT31168	11/12/2020	KATANNING STOCK & TRADING			3,748.00
	INV 44	02/11/2020	KATANNING STOCK & TRADING	AMHERST VILLAGE Voltage Tester	55.00	
	INV 45	02/11/2020	KATANNING STOCK & TRADING	DEPOT Yard Release System	56.30	
	INV 46	02/11/2020	KATANNING STOCK & TRADING	MECHANIC Air Fittings for Trucks Trailers & Dollies	22.50	
	INV 47	03/11/2020	KATANNING STOCK & TRADING	LIBRARY Hose & Fittings for Outdoor Garden	36.40	
	INV 48	03/11/2020	KATANNING STOCK & TRADING	EFFLUENT MAINTENANCE Pressure Pipe & Telescopic Coupling	686.90	
	INV 49	05/11/2020	KATANNING STOCK & TRADING	LIBRARY Paint	35.00	
	INV 50	06/11/2020	KATANNING STOCK & TRADING	COMMUNITY AMENITIES Gloss Paint	85.00	
	INV 51	13/11/2020	KATANNING STOCK & TRADING	LAKE EWLYAMARTUP Toilets Rake & Container	74.50	
	INV 52	16/11/2020	KATANNING STOCK & TRADING	PLANT Peruzzo Verti Mower Bolts	4.40	
	INV 53	17/11/2020	KATANNING STOCK & TRADING	1TGR236 Tandem Road Train Dolly Air Fittings	36.60	

Schedule of Accounts Paid - December 2020

10.2.1

Chq/EFT	Date	Name	Description	Invoice Amount	Payment Total
INV 54	17/11/2020	KATANNING STOCK & TRADING	AMHERST VILLAGE Voltage Tester	12.00	
INV 55	20/11/2020	KATANNING STOCK & TRADING	STAFF HOUSING Products to Oil Deck	364.70	
INV 56	20/11/2020	KATANNING STOCK & TRADING	KAC Various Pool Chemicals	1,720.40	
INV 57	23/11/2020	KATANNING STOCK & TRADING	KA24951 Bolts for Mitsubishi Canter	16.00	
INV 59	24/11/2020	KATANNING STOCK & TRADING	TOWN HALL Fluro Light	6.60	
INV 60	26/11/2020	KATANNING STOCK & TRADING	AMHERST VILLAGE Cylinder Lock	48.90	
INV 61	26/11/2020	KATANNING STOCK & TRADING	WORKS Twelve Batteries	67.30	
INV 62	27/11/2020	KATANNING STOCK & TRADING	WORKS Two Tins Expanda Foam	29.50	
INV 63	30/11/2020	KATANNING STOCK & TRADING	KATANNING HOTEL Anti Bird Spikes	390.00	
84	EFT31169	11/12/2020	KATANNING H HARDWARE		987.98
	INV 101021884	12/11/2020	KATANNING H HARDWARE	TOWN HALL Cabin Hook & Eye	19.98
	INV 105000881	26/11/2020	KATANNING H HARDWARE	WORKS Combo Drill & Driver Two Batteries	649.00
	INV 105000891	30/11/2020	KATANNING H HARDWARE	WORKS Brushless Angle Grinder	319.00
85	EFT31170	11/12/2020	NATIONAL LIVESTOCK REPORTING SERVICE		990.00
	INV 2400011572	30/11/2020	NATIONAL LIVESTOCK REPORTING SERVICE	SALEYARDS Livestock Report November 20	990.00
86	EFT31171	11/12/2020	MAIA FINANCIAL PTY LTD		1,224.69
	INV C31200	18/11/2020	MAIA FINANCIAL PTY LTD	KLC Quarterly Lease Spin Bikes Jan 21 - 31 March 21	1,224.69
87	EFT31172	11/12/2020	MARKETFORCE PTY LTD		1,427.82
	INV 36137	25/11/2020	MARKETFORCE PTY LTD	GOVERNANCE Advertisement Disposition of Property 77 Piesse St	294.91
	INV 36138	25/11/2020	MARKETFORCE PTY LTD	GOVERNANCE Advertisement of EMIA Position West Australian 211120	1,132.91
88	EFT31173	11/12/2020	DANNY MCGRATH		3,400.00
	INV OCT-DEC20	07/12/2020	DANNY MCGRATH	COUNCILLOR Renumeration October - December 2020	3,400.00
89	EFT31174	11/12/2020	ERNEST J MENGHINI		3,400.00
	INV OCT-DEC20	07/12/2020	ERNEST J MENGHINI	COUNCILLOR Renumeration October - December 2020	3,400.00

Schedule of Accounts Paid - December 2020

10.2.1

	Chq/EFT	Date	Name	Description	Invoice Amount	Payment Total
90	EFT31175	11/12/2020	MESSAGEMEDIA			434.28
	INV 01114796	30/11/2020	MESSAGEMEDIA	BFB SMS Messages November 2020	434.28	
91	EFT31176	11/12/2020	MARKET CREATIONS			352.00
	INV IK48-1	25/11/2020	MARKET CREATIONS	ADMIN Staff Business Cards	352.00	
92	EFT31177	11/12/2020	MOHANA CATERING			120.00
	INV 299	02/12/2020	MOHANA CATERING	CATERING Training Test & Tag Lunch	120.00	
93	EFT31178	11/12/2020	MARK STEPHENS			3,400.00
	INV OCT-DEC20	07/12/2020	MARK STEPHENS	COUNCILLOR Renumeration October - December 2020	3,400.00	
94	EFT31179	11/12/2020	QFH MULTIPARTS			46.20
	INV 148299	09/11/2020	QFH MULTIPARTS	SALEYARDS Hydraulic Fitting for Skid Steer	46.20	
95	EFT31180	11/12/2020	OFFICE WORKS BUSINESS DIRECT			127.54
	INV 14056248	27/11/2020	OFFICE WORKS BUSINESS DIRECT	COMMUNITIES January School Holidays Clay for Beads & Storage Compartments	104.57	
	INV 14059222	27/11/2020	OFFICE WORKS BUSINESS DIRECT	YOUTH January School Holidays Pony Beads	22.97	
96	EFT31181	11/12/2020	PFD FOOD SERVICES			272.05
	INV KW404454	02/12/2020	PFD FOOD SERVICES	KLC Kiosk Refreshments December 2020	272.05	
97	EFT31182	11/12/2020	ALBANY PRINTERS			145.00
	INV 00045087	31/10/2020	ALBANY PRINTERS	KLC 100 CopiesTerm Four Timetable	145.00	
98	EFT31183	11/12/2020	SERENA SANDWELL			3,400.00
	INV OCT-DEC20	07/12/2020	SERENA SANDWELL	COUNCILLOR Renumeration October - December 2020	3,400.00	
99	EFT31184	11/12/2020	SHENTON PUMPS			2,430.89
	INV 176625	03/12/2020	SHENTON PUMPS	KAC Repairs to Pool Pump Main PCB MMI Board	2,430.89	
100	EFT31185	11/12/2020	FUTURE TECH BUSINESS SYSTEMS PTY LTD T/AS SOS OFFICE EQUIPMENT			23.49
	INV 564747	30/11/2020	FUTURE TECH BUSINESS SYSTEMS PTY LTD T/AS SOS OFFICE EQUIPMENT	KLC Photocopier Charges November 2020	23.49	

Schedule of Accounts Paid - December 2020

10.2.1

	Chq/EFT	Date	Name	Description	Invoice Amount	Payment Total
101	EFT31186	11/12/2020	BURGESS RAWSON (WA) PTY LTD			2,049.66
	INV 10125	30/11/2020	BURGESS RAWSON (WA) PTY LTD	WATER CHARGES Various Gardens Austral Tce & Dore St 011120 - 231220	1,575.16	
	INV 10129	30/11/2020	BURGESS RAWSON (WA) PTY LTD	WATER CHARGES Standpipe Austral Tce 300920 - 251120	295.75	
	INV 10019	01/12/2020	BURGESS RAWSON (WA) PTY LTD	RENT Saleyards at Dore St 011220 - 280221	178.75	
102	EFT31187	11/12/2020	BRENTON STEWART ELECTRICS			1,320.00
	INV P1145	03/12/2020	BRENTON STEWART ELECTRICS	STREET LIGHTING Check & Repair Faults in Lights Near Railway Lines	1,320.00	
103	EFT31188	11/12/2020	ST LUKE'S FAMILY PRACTICE			85.00
	INV 185923	26/11/2020	ST LUKE'S FAMILY PRACTICE	WORKS Vaccination Consult	85.00	
104	EFT31189	11/12/2020	TUTT BRYANT EQUIPMENT			36,025.00
	INV 008022296	01/12/2020	TUTT BRYANT EQUIPMENT	CEMETERIES Yanmar VIO17 Mini Excavator Freight Inclusive	36,025.00	
105	EFT31190	11/12/2020	TYREPOWER KATANNING			351.00
	INV 141301	24/11/2020	TYREPOWER KATANNING	KA24568 & KA472 Filter Kits	307.00	
	INV 141398	24/11/2020	TYREPOWER KATANNING	KA357 AC Belt for Mazda BT50	44.00	
106	EFT31191	11/12/2020	MARTIN VAN KOLDENHOVEN	COUNCILLOR Renumeration October - December 2020		3,400.00
	INV OCT-DEC20	07/12/2020	MARTIN VAN KOLDENHOVEN	COUNCILLOR Renumeration October - December 2020	3,400.00	
107	EFT31192	11/12/2020	WARREN BLACKWOOD WASTE			14,683.92
	INV 00017127	07/11/2020	WARREN BLACKWOOD WASTE	REFUSE Domestic Sanitation Collection 071020 - 281020	682.00	
	INV 00017158	22/11/2020	WARREN BLACKWOOD WASTE	WASTE COLLECTION Recycling 161120 - 181120	4,694.05	
	INV 00017159	30/11/2020	WARREN BLACKWOOD WASTE	WASTE COLLECTION General 161120 - 271120	4,096.82	
	INV 00017184	05/12/2020	WARREN BLACKWOOD WASTE	REFUSE Domestic Sanitation Collection 041120 - 251120	517.00	
	INV 00017190	05/12/2020	WARREN BLACKWOOD WASTE	WASTE COLLECTION Recycling 301120 - 021220	4,694.05	
108	EFT31193	11/12/2020	WATER CORPORATION			13,441.09
	INV 9007692098	23/11/2020	WATER CORPORATION	WATER CHARGES Daycare Centre 412 Conroy St 230920 - 201120	88.36	

Schedule of Accounts Paid - December 2020

10.2.1

Chq/EFT	Date	Name	Description	Invoice Amount	Payment Total
INV 9007674666	23/11/2020	WATER CORPORATION	WATER CHARGES KAC Claude St 230920 - 201120	551.17	
INV 9007673962	23/11/2020	WATER CORPORATION	WATER CHARGES Standpipe Cullen St 230920 - 201120	1,136.67	
INV 9015188852	24/11/2020	WATER CORPORATION	WATER CHARGES 89 Clive St 250920 - 231120	401.96	
INV 9007679424	24/11/2020	WATER CORPORATION	WATER CHARGES Saleyard Daping St 240920 - 231120	129.71	
INV 9007675378	24/11/2020	WATER CORPORATION	WATER CHARGES Sports Ground Conroy St 250920 - 231120	191.75	
INV 9007672871	24/11/2020	WATER CORPORATION	WATER CHARGES 19 Charles St 240920 - 231120	244.52	
INV 9018411087	25/11/2020	WATER CORPORATION	WATER CHARGES Unit 2/6 Hill Way 290920 - 241120	250.00	
INV 9018411079	25/11/2020	WATER CORPORATION	WATER CHARGES Unit 1/6 Hill Way 290920 - 241120	292.02	
INV 9007688494	25/11/2020	WATER CORPORATION	WATER CHARGES Centre Braeside Rd Bowling Club 290920 - 241120	191.75	
INV 9007688726	25/11/2020	WATER CORPORATION	WATER CHARGES Playground Carinya Gardens 290920 - 241120	295.48	
INV 9007680716	26/11/2020	WATER CORPORATION	WATER CHARGES Showgrounds Pemble St 290920 - 251120	819.12	
INV 9007683714	26/11/2020	WATER CORPORATION	WATER CHARGES Home Units Amherst St 300920 - 251120	1,029.85	
INV 9007680724	26/11/2020	WATER CORPORATION	WATER CHARGES Yard Pemble St 290920 - 251120	3,908.25	
INV 9022529707	26/11/2020	WATER CORPORATION	WATER CHARGES Paddock Crosby St 290920 - 251120	76.74	
INV 9007680994	26/11/2020	WATER CORPORATION	WATER CHARGES Medical Centre 8 Austral 300920 - 251120	75.67	
INV 9007680708	26/11/2020	WATER CORPORATION	WATER CHARGES House Crosby St 290920 - 251120	91.68	
INV 9007681022	26/11/2020	WATER CORPORATION	WATER CHARGES Library & Gallery 300920 - 251120	148.34	
INV 9007681049	26/11/2020	WATER CORPORATION	WATER CHARGES Offices at Austral Tce 300920 - 251120	458.56	
INV 9010523500	26/11/2020	WATER CORPORATION	WATER CHARGES Vacant Land Aberdeen St 300920 - 251120	157.97	
INV 9007681057	26/11/2020	WATER CORPORATION	WATER CHARGES Townhall Austral Tce 300920 - 251120	379.75	
INV 9007681145	27/11/2020	WATER CORPORATION	WATER CHARGES Centre 42 Austral 011020 - 261120	75.67	
INV 9010435295	27/11/2020	WATER CORPORATION	WATER CHARGES 52 Austral Tce 011020 - 261120	1,233.40	
INV 9007684864	27/11/2020	WATER CORPORATION	WATER CHARGES Playground at Albion St 011020 - 261120	953.17	

Schedule of Accounts Paid - December 2020

10.2.1

Chq/EFT	Date	Name	Description	Invoice Amount	Payment Total
INV 9007684071	27/11/2020	WATER CORPORATION	WATER CHARGES Sports Ground Great Southern Highway 021020 - 261120	2.66	
INV 9007688427	27/11/2020	WATER CORPORATION	WATER CHARGES Paddock 964L Kojonup Rd 011020 - 261120	37.27	
INV 9007684987	27/11/2020	WATER CORPORATION	WATER CHARGES Park Albion St 011020 - 261120	219.60	
109 EFT31194	11/12/2020	WESTERN POWER			27,797.00
INV CORPB0524385	01/12/2020	WESTERN POWER	AAPG Connect Power to the Great Southern Highway Roundabout	27,797.00	
110 EFT31195	11/12/2020	WEST AUSTRALIAN NEWSPAPERS LTD			550.00
INV 1007010420201130	30/11/2020	WEST AUSTRALIAN NEWSPAPERS LTD	ADMIN Advertising Shire Newsletter 121120	550.00	
111 EFT31196	11/12/2020	SYNERGY			13,232.72
INV 638847540	30/11/2020	SYNERGY	ELECTRICITY CHARGES Unmetered Powerwatch 021120 - 301120	333.08	
INV 357455740	30/11/2020	SYNERGY	ELECTRICITY CHARGES 19 Charles St 301120 - 260220	306.12	
INV 338348270	02/12/2020	SYNERGY	ELECTRICITY CHARGES Streetlighting 251020 - 241120	10,690.27	
INV 312951080	02/12/2020	SYNERGY	ELECTRICITY CHARGES Admin Building 041120 - 021220	1,903.25	
112 EFT31197	11/12/2020	ROMINE HOLDINGS PL TAS WREN OIL			220.00
INV 102785	30/11/2020	ROMINE HOLDINGS PL TAS WREN OIL	REFUSE SITE Oil Drums Waste Disposal	220.00	
113 EFT31198	11/12/2020	WYWURRY ELECTRICAL			324.25
INV 4818	07/12/2020	WYWURRY ELECTRICAL	TOWN HALL Install Light Switch in Store Room	129.25	
INV 4817	07/12/2020	WYWURRY ELECTRICAL	WORKS Test & Tag Tags	195.00	
114 EFT31199	18/12/2020	GYPSY KITCHEN CO			1,716.00
INV 51220	09/12/2020	GYPSY KITCHEN CO	COMMUNITIES Catering Thank-a-Volunteer Day Cupcakes	216.00	
INV 111220	14/12/2020	GYPSY KITCHEN CO	GALLERY Catering for Opening Event for RETB2	1,500.00	
115 EFT31200	18/12/2020	BGC Construction Pty Ltd			87,746.77
INV 70674-03	16/12/2020	BGC Construction Pty Ltd	KATANNING COMMUNITY MEDICAL CENTRE Redevelopment of Old Shire Admin	71,146.94	
INV 70674.03	16/12/2020	BGC Construction Pty Ltd	KATANNING COMMUNITY MEDICAL CENTRE Variation to Include Installation of Auto Hinged Doors	14,249.40	
INV 70674.03	16/12/2020	BGC Construction Pty Ltd	KATANNING COMMUNITY MEDICAL CENTRE Duraclad to Exterior	2,350.43	

Schedule of Accounts Paid - December 2020

10.2.1

	Chq/EFT	Date	Name	Description	Invoice Amount	Payment Total
116	EFT31201	18/12/2020	BGL Solutions Pty Ltd			2,013.46
	INV 0004076	11/12/2020	BGL Solutions Pty Ltd	AAPG Grounds Maintenance 111220	1,265.00	
	INV 0004080	14/12/2020	BGL Solutions Pty Ltd	BFB Fire Mitigation 78 Carew St	412.50	
	INV 0004082	15/12/2020	BGL Solutions Pty Ltd	ADMIN BUILDING Monthly Garden Service December 2020	335.96	
117	EFT31202	18/12/2020	Liberty Oil Australia Pty Ltd			11,949.60
	INV 37463	21/10/2020	Liberty Oil Australia Pty Ltd	FUEL Bulk Purchases October 2020	11,949.60	
118	EFT31203	18/12/2020	ADAM RIDGWELL			750.00
	INV 0001	03/12/2020	ADAM RIDGWELL	KLC International Day of People with Disability Guest Speaker	750.00	
119	EFT31204	18/12/2020	Nyabing P & C Association			530.00
	INV REIMBURSEMENT	15/12/2020	Nyabing P & C Association	REIMBURSEMENT Bond Release Hire Equipment 081220 & 141220	530.00	
120	EFT31205	18/12/2020	Genset Hire and Sales Australia Pty Ltd			3,577.20
	INV SI-2504	10/12/2020	Genset Hire and Sales Australia Pty Ltd	DEPOT 1000 Litre Bunded Fuel Tank	3,577.20	
121	EFT31206	18/12/2020	KATANNING SECURITY PROTECTION PTY LTD			392.00
	INV 00000385	11/12/2020	KATANNING SECURITY PROTECTION PTY LTD	ADMIN Building Alarm Response 051220	196.00	
	INV 00000387	13/12/2020	KATANNING SECURITY PROTECTION PTY LTD	ADMIN Building Alarm Response 121220	196.00	
122	EFT31207	18/12/2020	ASC (Operations) Inc			275.00
	INV T20S156	09/10/2020	ASC (Operations) Inc	TOWN HALL Taste of Great Southern Event Participation Opera 270321	275.00	
123	EFT31208	18/12/2020	ABC DISTRIBUTORS WA			1,207.05
	INV 146139	04/12/2020	ABC DISTRIBUTORS WA	TOWN HALL Various Cleaning Materials & Hygiene Equipment	1,207.05	
124	EFT31209	18/12/2020	ARROW BRONZE			507.54
	INV 702610	02/12/2020	ARROW BRONZE	CEMETERIES Niche Wall Plaque for VA	507.54	
125	EFT31210	18/12/2020	AUSTRALIAN TAXATION OFFICE			27,549.00
	INV PAYG	09/12/2020	AUSTRALIAN TAXATION OFFICE	PAYG PAY 11	27,549.00	

Schedule of Accounts Paid - December 2020

10.2.1

	Chq/EFT	Date	Name	Description	Invoice Amount	Payment Total
126	EFT31211	18/12/2020	AVDATA SERVICES			253.00
	INV 00008022	04/12/2020	AVDATA SERVICES	SALEYARDS Ten Wash Bay Keys	253.00	
127	EFT31212	18/12/2020	AYTON BAESJOU PLANNING			7,500.00
	INV 2458	10/12/2020	AYTON BAESJOU PLANNING	PLANNING Consultant Fee November 20	7,500.00	
128	EFT31213	18/12/2020	BLUESTEEL ENTERPRISES PTY LTD			245.36
	INV 69704	09/12/2020	BLUESTEEL ENTERPRISES PTY LTD	BFB Fire Gloves From Back Order	245.36	
129	EFT31214	18/12/2020	BOC GASES AUSTRALIA			95.99
	INV 4027151497	28/11/2020	BOC GASES AUSTRALIA	GAS Various Shire Properties November 2020	95.99	
130	EFT31215	18/12/2020	BRAESIDE PRIMARY SCHOOL			100.00
	INV REIMBURSEMENT	17/12/2020	BRAESIDE PRIMARY SCHOOL	REIMBURSEMENT Equipment Bond	100.00	
131	EFT31216	18/12/2020	COCA-COLA AMATIL			295.93
	INV 224319279	10/12/2020	COCA-COLA AMATIL	KLC Kiosk Refreshments December 20	295.93	
132	EFT31217	18/12/2020	EDWARDS MOTORS PTY LTD			81,246.45
	INV 14097	25/11/2020	EDWARDS MOTORS PTY LTD	KA09 Isuzu MU-X ISM with No Trade	40,075.00	
	INV 14096	25/11/2020	EDWARDS MOTORS PTY LTD	KA108 Isuzu DMAX SX with No Trade	40,873.00	
	INV MZCSK134194	11/12/2020	EDWARDS MOTORS PTY LTD	KA03 10,000km Service	298.45	
133	EFT31218	18/12/2020	EXTERIA			18,144.50
	INV 00009342	11/12/2020	EXTERIA	PIESSE LAKE Nature Play Landscaping Vasse Composite Table Setting & Slimline Drink Fountain	18,144.50	
134	EFT31219	18/12/2020	RAY FORD SIGNS			519.20
	INV 11988	09/12/2020	RAY FORD SIGNS	PIESSE LAKE Ten 3 Tier Reclaim Water Signs	468.60	
	INV 11997	14/12/2020	RAY FORD SIGNS	ROADS Rural Green Tags	50.60	
135	EFT31220	18/12/2020	HARLEY DYKSTRA PTY LTD			2,629.00
	INV 13081	15/12/2020	HARLEY DYKSTRA PTY LTD	WORKS Survey of Austral Terrace for Engineering Design	2,629.00	

Schedule of Accounts Paid - December 2020

10.2.1

	Chq/EFT	Date	Name	Description	Invoice Amount	Payment Total
136	EFT31221	18/12/2020	HART SPORT			1,270.40
	INV 20119069A	11/12/2020	HART SPORT	KLC Various Athletic Equipment Basketball & Numbered Bibs	1,270.40	
137	EFT31222	18/12/2020	JR & A HERSEY PTY LTD			198.00
	INV S45203	02/12/2020	JR & A HERSEY PTY LTD	WORKS Twelve Orange Floppy Hats	198.00	
138	EFT31223	18/12/2020	HOWARD & HEAVER ARCHITECTS			5,048.32
	INV 00006285	09/12/2020	HOWARD & HEAVER ARCHITECTS	GREAT SOUTHERN AGED ACCOMMODATION Contract Administration	3,310.32	
	INV 00006285	09/12/2020	HOWARD & HEAVER ARCHITECTS	GREAT SOUTHERN AGED ACCOMMODATION Disbursements Site Meeting 011220	880.00	
	INV 00006308	16/12/2020	HOWARD & HEAVER ARCHITECTS	KATANNING COMMUNITY MEDICAL CENTRE Architectural Services	858.00	
139	EFT31224	18/12/2020	DEPARTMENT OF HUMAN SERVICES			61.38
	INV 180117241	10/12/2020	DEPARTMENT OF HUMAN SERVICES	GOVERNANCE Council Services Centerpay 0107520 - 311020	61.38	
140	EFT31225	18/12/2020	iiNET LIMITED			79.99
	INV 123833472	17/12/2020	iiNET LIMITED	INTERNET Expenses CEO December 2020	79.99	
141	EFT31226	18/12/2020	INDUSTRIAL AUTOMATION AUSTRALIA			66,420.20
	INV 14200	11/12/2020	INDUSTRIAL AUTOMATION AUSTRALIA	STANDPIPE Supply & Install Solar Powered Standpipe & Four New Tanks	65,166.20	
	INV 14200	11/12/2020	INDUSTRIAL AUTOMATION AUSTRALIA	STANDPIPES Tank Level Transmitters Badgebup & Langaweira	1,254.00	
142	EFT31227	18/12/2020	KATANNING FURNISHINGS			2,828.00
	INV 15898	09/12/2020	KATANNING FURNISHINGS	AMHERST VILLAGE Unit 5 Carpet & Lino	2,828.00	
143	EFT31228	18/12/2020	KATANNING GLAZING & SECURITY			150.00
	INV 17743	14/12/2020	KATANNING GLAZING & SECURITY	ADMIN BUILDING Inspect Back Door Issue	150.00	
144	EFT31229	18/12/2020	KATANNING PLUMBING & GAS P/L			9,592.20
	INV 00005473	30/11/2020	KATANNING PLUMBING & GAS P/L	AIRPORT Replace UV Lamp & Electronic Ballasts Controller	779.64	
	INV 00005467	30/11/2020	KATANNING PLUMBING & GAS P/L	STAFF HOUSING U1/6 Hill Way Replace Solar Hot Water System	6,039.00	
	INV 00005474	30/11/2020	KATANNING PLUMBING & GAS P/L	AMHERST Unit 9 Bathroom Renovations Tap Connections	661.56	

Schedule of Accounts Paid - December 2020

10.2.1

Chq/EFT	Date	Name	Description	Invoice Amount	Payment Total
INV 00005475	30/11/2020	KATANNING PLUMBING & GAS P/L	TOWN HALL Run Temporary Water Main to Old Shire Building	940.50	
INV 00005468	30/11/2020	KATANNING PLUMBING & GAS P/L	AMHERST VILLAGE Unit Six Relocate Garden Tap Closer to Window	511.50	
INV 00005469	30/11/2020	KATANNING PLUMBING & GAS P/L	AAPG Repairs to Water Fountain	161.70	
INV 00005470	30/11/2020	KATANNING PLUMBING & GAS P/L	KLC Unblock Outside Toilet	390.50	
INV 0005472	30/11/2020	KATANNING PLUMBING & GAS P/L	AMHERST VILLAGE Unit 12 Inspect Hot Water System	107.80	
145 EFT31230	18/12/2020	WESFARMERS KLEENHEAT GAS PTY LTD			85.80
INV 4337141	01/12/2020	WESFARMERS KLEENHEAT GAS PTY LTD	TOWN HALL Annual Gas Bottle Hire Two Bottles	85.80	
146 EFT31231	18/12/2020	KATANNING REGIONAL BUSINESS ASSOCIATION INC			10,900.00
INV 0457	09/12/2020	KATANNING REGIONAL BUSINESS ASSOCIATION INC	GOVERNANCE Staff Christmas Vouchers 2020	5,900.00	
INV 0458	09/12/2020	KATANNING REGIONAL BUSINESS ASSOCIATION INC	RATES Incentive Gift Vouchers 20/21	5,000.00	
147 EFT31232	18/12/2020	KATANNING H HARDWARE			827.33
INV 101023129	07/12/2020	KATANNING H HARDWARE	WORKS Makita Planer	279.00	
INV 101023385	11/12/2020	KATANNING H HARDWARE	REFUSE SITE Pallet Wrap	148.35	
INV 101023560	15/12/2020	KATANNING H HARDWARE	WORKS Two Farm Gates for Access to Gravel Pit	399.98	
148 EFT31233	18/12/2020	LANDGATE ADMIN			248.20
INV 359358-10000954	23/09/2020	LANDGATE ADMIN	RATES GRV Schedule G2020/8 & M2020/2	69.20	
INV 360421-10000954	03/11/2020	LANDGATE ADMIN	RATES Rural UV's Schedule R2020/5	69.20	
INV 361013-10000954	26/11/2020	LANDGATE ADMIN	RATES GRV Schedule G2020/9	69.20	
INV 360992-10000954	26/11/2020	LANDGATE ADMIN	RATES Mining Tenements Schedule M2020/3	40.60	
149 EFT31234	18/12/2020	MCLEODS			850.00
INV 116441	26/11/2020	MCLEODS	ADMIN Licence Agreement Katanning Wanderers Football Club	850.00	
150 EFT31235	18/12/2020	MEDELECT BIOMEDICAL SERVICES			1,629.65
INV 77499	05/11/2020	MEDELECT BIOMEDICAL SERVICES	KAC Programmed Preventative Maintenance Medical Gas Equipment	418.00	

Schedule of Accounts Paid - December 2020

10.2.1

Chq/EFT	Date	Name	Description	Invoice Amount	Payment Total
INV 77497	05/11/2020	MEDELECT BIOMEDICAL SERVICES	KAC Programmed Preventative Maintenance of Defibrillator	1,130.00	
INV 77497	05/11/2020	MEDELECT BIOMEDICAL SERVICES	KAC Balance for KAC Programmed Preventative Maintenance of Defibrillator	81.65	
151	EFT31236	18/12/2020	MARKET CREATIONS		6,658.21
	INV 10215	24/12/2019	MARKET CREATIONS	ADMIN Meraki MR Enterprise License Three Years	286.00
	INV 14573	20/11/2020	MARKET CREATIONS	ADMIN Saleyard Network Remediation	2,238.50
	INV 14672	27/11/2020	MARKET CREATIONS	ADMIN Onsite Technical Support Travel & Accommodation	1,823.16
	INV 14670	27/11/2020	MARKET CREATIONS	ADMIN Onsite Technical Support Travel & Accommodation & Ubiquiti EdgeSwitch	1,738.00
	INV 14615	30/11/2020	MARKET CREATIONS	ADMIN Monthly Preventative Maintenance November 2020	550.00
	INV 14751	30/11/2020	MARKET CREATIONS	ADMIN Cisco WebEx Collaboration Plan November 2020	22.55
152	EFT31237	18/12/2020	QFH MULTIPARTS		1,547.52
	INV 148956	30/11/2020	QFH MULTIPARTS	KA24719 Hydraulic Hoses for CAT Skid Steere	947.52
	INV REIMBURSEMENT	15/12/2020	QFH MULTIPARTS	REIMBURSEMENT Bond Release Hire Ram Pavilion 161020	600.00
153	EFT31238	18/12/2020	IAN NORRISH CABINETS		929.50
	INV 383	14/12/2020	IAN NORRISH CABINETS	KLC Supply & Install White Pin Board for Pioneer Room	929.50
154	EFT31239	18/12/2020	KRISTINA O'DONNELL		89.09
	INV REIMBURSEMENT	11/12/2020	KRISTINA O'DONNELL	TRAINING Reimbursement for Meals	89.09
155	EFT31240	18/12/2020	PFD FOOD SERVICES		633.15
	INV KW475782	09/12/2020	PFD FOOD SERVICES	KLC Kiosk Refreshments December 20	633.15
156	EFT31241	18/12/2020	CSG BUSINESS SOLUTIONS (WA) PTY LTD (PRINT SYNC)		3,714.71
	INV AA00501875	27/11/2020	CSG BUSINESS SOLUTIONS (WA) PTY LTD (PRINT SYNC)	ADMIN Photocopier Charges November 2020	3,714.71
157	EFT31242	18/12/2020	SOUND PRO		2,805.00
	INV 0403	01/01/2021	SOUND PRO	PIESSE PARK Councillor Donations Lighting & Technicians for Concert in the Park	2,805.00
158	EFT31243	18/12/2020	SPORTSPOWER KATANNING		320.00
	INV 20-00011273	10/12/2020	SPORTSPOWER KATANNING	KLC Six Basketballs	320.00

Schedule of Accounts Paid - December 2020

10.2.1

	Chq/EFT	Date	Name	Description	Invoice Amount	Payment Total
159	EFT31244	18/12/2020	SOUTHERN STONE & WOOD CONSTRUCTION & MAINTENANCE			21,637.00
	INV 230	10/12/2020	SOUTHERN STONE & WOOD CONSTRUCTION & MAINTENANCE	KATANNING HOTEL Block Off Fire Place Repairs Top & Bottom	742.50	
	INV 232	10/12/2020	SOUTHERN STONE & WOOD CONSTRUCTION & MAINTENANCE	RSL PARK Supply & Install Concrete Plynth for RSL Memorial Aboriginal Service Plaque	423.50	
	INV 229	10/12/2020	SOUTHERN STONE & WOOD CONSTRUCTION & MAINTENANCE	KAC Concreting at Pool Cover Area	4,548.50	
	INV 229	10/12/2020	SOUTHERN STONE & WOOD CONSTRUCTION & MAINTENANCE	KAC Concreting at Pool Cover Area Variation Extra Tactiles for Ramps	2,475.00	
	INV 231	10/12/2020	SOUTHERN STONE & WOOD CONSTRUCTION & MAINTENANCE	REFUSE SITE Supply & Install Concrete Hardstand & Blockwork for Oil Bund	9,872.50	
	INV 228	10/12/2020	SOUTHERN STONE & WOOD CONSTRUCTION & MAINTENANCE	LIBRARY Repair & Laying Paving Lift & Repair to Front & Rear of Building	3,575.00	
160	EFT31245	18/12/2020	SOUTHERN ABORIGINAL CORPORATION			150.00
	INV 00061220	11/12/2020	SOUTHERN ABORIGINAL CORPORATION	CEO Donation Refreshments for Noongar Children Christmas Party Event 181220	150.00	
161	EFT31246	18/12/2020	ST PATRICK'S PRIMARY SCHOOL			100.00
	INV REIMBURSEMENT	11/12/2020	ST PATRICK'S PRIMARY SCHOOL	REIMBURSEMENT KLC Equipment Bond Release	100.00	
162	EFT31247	18/12/2020	OCTAVE HOLDING PTY LTD - GREAT SOUTHERN TOYOTA			384.52
	INV JC34032014	09/12/2020	OCTAVE HOLDING PTY LTD - GREAT SOUTHERN TOYOTA	01KA Toyota Prado 10,000km Service	384.52	
163	EFT31248	18/12/2020	TYREPOWER KATANNING			1,668.00
	INV 141092	02/12/2020	TYREPOWER KATANNING	KA1993 HINO 700 Series & 1TKV249 Roadwest Trailer New Tyres	1,268.00	
	INV 141656	09/12/2020	TYREPOWER KATANNING	CESM 1HCG00 New Battery for Ute	400.00	
164	EFT31249	18/12/2020	WARREN BLACKWOOD WASTE			4,778.82
	INV 00017127	07/11/2020	WARREN BLACKWOOD WASTE	REFUSE Domestic Sanitation 071020 - 281020	682.00	
	INV 00017204	14/12/2020	WARREN BLACKWOOD WASTE	WASTE COLLECTION General 301120 - 111220	4,096.82	
165	EFT31250	18/12/2020	WATER CORPORATION			942.58
	INV 9007809305	10/12/2020	WATER CORPORATION	WATER CHARGES Standpipe Katanning Nyabing Rd 201020 - 101220	83.87	
	INV 9007809508	11/12/2020	WATER CORPORATION	WATER CHARGES Standpipe Langaweira 211020 - 111220	46.60	
	INV 9007809065	14/12/2020	WATER CORPORATION	WATER CHARGES Cemetery Fenwick 211020 - 121220	10.65	

Schedule of Accounts Paid - December 2020

10.2.1

Chq/EFT	Date	Name	Description	Invoice Amount	Payment Total
INV 9007810138	14/12/2020	WATER CORPORATION	WATER CHARGES Standpipe Trimmer 211020 - 121220	88.93	
INV 9007810672	14/12/2020	WATER CORPORATION	WATER CHARGES Standpipe Great Southern Highway 221020 - 121220	712.53	
166 EFT31251	18/12/2020	SYNERGY			15,703.06
INV 155057680	14/12/2020	SYNERGY	ELECTRICITY CHARGES Refuse Site 021120 - 141220	131.37	
INV 977854430	15/12/2020	SYNERGY	GROUPED ELECTRICITY Charges 131120 - 151220	12,866.64	
INV 303663850	15/12/2020	SYNERGY	ELECTRICITY CHARGES Katanning Hotel 191020 - 151220	651.67	
INV 251079810	15/12/2020	SYNERGY	ELECTRICITY CHARGES Tower Kierle St 161020 - 151220	150.88	
INV 154025290	16/12/2020	SYNERGY	ELECTRICITY CHARGES Saleyards 181120 - 161220	1,574.06	
INV 299567230	16/12/2020	SYNERGY	ELECTRICITY CHARGES 8 Austral Tce 191020 - 161220	112.56	
INV 328938170	16/12/2020	SYNERGY	ELECTRICITY CHARGES Railway Station 191020 - 161220	215.88	
167 EFT31252	18/12/2020	WHEATBELT BUSINESS NETWORK			660.00
INV 2126	14/12/2020	WHEATBELT BUSINESS NETWORK	ECONOMIC SERVICES Update Innovation Action Plan	660.00	
168 EFT31253	22/12/2020	GRAHAM'S SMALL MOTOR CENTRE			2,180.00
INV S100	07/12/2020	GRAHAM'S SMALL MOTOR CENTRE	SALEYARDS Blower to Replace Blower for Yard Area	2,180.00	
169 EFT31254	22/12/2020	SOUTHERN STONE & WOOD CONSTRUCTION & MAINTENANCE			5,939.45
INV 234	16/12/2020	SOUTHERN STONE & WOOD CONSTRUCTION & MAINTENANCE	RV DUMP POINT Concrete Footpath from Aberdeen St	4,718.45	
INV 233	16/12/2020	SOUTHERN STONE & WOOD CONSTRUCTION & MAINTENANCE	REFUSE SITE Oil Bund	1,221.00	
170 PAY	23/12/2020	PAYROLL			133,424.68
PAY	23/12/2020	PAYROLL	Payroll PAY 13	133,424.68	

EFT Total \$ 1,834,821.40

Direct Debit Payments

Chq/EFT	Date	Name	Description	Invoice Amount	Payment Total
171 DD30075.1	03/12/2020	TELSTRA			3,582.04
INV 4253504000	21/11/2020	TELSTRA	LANDLINE CHARGES November 2020	2,687.44	
INV 3376774455	25/11/2020	TELSTRA	MOBILE Charges November 2020	894.60	

Schedule of Accounts Paid - December 2020

10.2.1

Chq/EFT	Date	Name	Description	Invoice Amount	Payment Total
172	SUPER	9/12/2020	Superchoice		14,534.22
	SUPER	9/12/2020	Superchoice	Superannuation Payments December Pay 12	14,534.22
173	DD30098.1	15/12/2020	SG FLEET AUSTRALIA PTY LTD		1,054.37
	INV CESM VEHICLE LEASE	15/12/2020	SG FLEET AUSTRALIA PTY LTD	CESM Vehicle Lease Payment November 2020	1,054.37
174	DD30122.1	17/12/2020	DEPARTMENT OF LOCAL GOVERNMENT, SPORT AND CULTURAL INDUSTRIES		114.50
	INV 0000154785	08/12/2020	DEPARTMENT OF LOCAL GOVERNMENT, SPORT AND CULTURAL INDUSTRIES	TOWNHALL Occasional Liquor Licence Application 270321	114.50
175	DD30124.1	21/12/2020	CUSTOM SERVICE LEASING LTD		341.92
	INV LCDC VEHICLE LEASE	21/12/2020	CUSTOM SERVICE LEASING LTD	LCDC Vehicle Lease Payment November 2020	341.92
176	DD30099.1	22/12/2020	DEPARTMENT OF LOCAL GOVERNMENT, SPORT AND CULTURAL INDUSTRIES		114.50
	INV 0000154785	08/12/2020	DEPARTMENT OF LOCAL GOVERNMENT, SPORT AND CULTURAL INDUSTRIES	TOWNHALL Occasional Liquor Licence Application 270321	114.50
177	DD30121.1	22/12/2020	DEPARTMENT OF LOCAL GOVERNMENT, SPORT AND CULTURAL INDUSTRIES		-114.50
	INV CREDIT NOTE	08/12/2020	DEPARTMENT OF LOCAL GOVERNMENT, SPORT AND CULTURAL INDUSTRIES	CREDIT NOTE Incorrect Date Entered	-114.50
178	SUPER	23/12/2020	Superchoice		14,025.87
	SUPER	23/12/2020	Superchoice	Superannuation Payments December Pay 13	14,025.87
179	DD30126.1	29/12/2020	WEST AUSTRALIAN TREASURY CORPORATION		51,514.58
	INV 156	29/12/2020	WEST AUSTRALIAN TREASURY CORPORATION	156 Roadsweeper Repayment 291220	31,178.31
	INV 157	29/12/2020	WEST AUSTRALIAN TREASURY CORPORATION	157 Tipping Truck Repayment December 2020	20,336.27

Direct Debit Total \$ 85,167.50

General Credit Card Purchases

Direct Debit Number	Date	GENERAL Credit Card Purchases			
180	DD30077.3	02/12/2020	AUSTRALIA POST	87.00	
	INV EMIA NOV20	05/11/2020	AUSTRALIA POST	CREDIT CARDS Working With Children Check	87.00
181	DD30148.1	29/12/2020	COMMONWEALTH BANK	3,992.55	
	INV HRDEC20	03/12/2020	COMMONWEALTH BANK	CREDIT CARDS Accommodation for DOT Training 291120 - 041220	673.89
	INV EMIADEC20	26/11/2020	COMMONWEALTH BANK	CREDIT CARDS Plate Changes KA108 & KA09	34.60

Schedule of Accounts Paid - December 2020

10.2.1

Chq/EFT	Date	Name	Description	Invoice Amount	Payment Total
INV EMIADDEC20	30/11/2020	COMMONWEALTH BANK	CREDIT CARDS Lake Ewlyamartup Annual Jetty License 20/21	42.20	
INV EMIADDEC20	02/12/2020	COMMONWEALTH BANK	CREDIT CARDS Afternoon Tea Great Southern Aged Accommodation Meeting	15.00	
INV EMIADDEC20	15/12/2020	COMMONWEALTH BANK	CREDIT CARDS Toddler Drain Pool Cover	41.25	
INV EMIADDEC20	17/12/2020	COMMONWEALTH BANK	CREDIT CARDS KA277 Vehicle Licence	328.95	
INV KLCDEC20	14/12/2020	COMMONWEALTH BANK	CREDIT CARDS KAC Clock for Outside	87.90	
INV CEODEC20	26/11/2020	COMMONWEALTH BANK	CREDIT CARDS Great Southern Placemaking & Main Street Revitalisation Workshop	37.39	
INV CEODEC20	26/11/2020	COMMONWEALTH BANK	CREDIT CARDS Change of Plates Various Vehicles	143.00	
INV HRDEC20	07/12/2020	COMMONWEALTH BANK	CREDIT CARDS Departing Gift KLC Staff	211.90	
INV CEODEC20	08/12/2020	COMMONWEALTH BANK	CREDIT CARDS Drinks for Opening of RETB2 Event	583.02	
INV HRDEC20	07/12/2020	COMMONWEALTH BANK	CREDIT CARDS Test & Tag Travel Expenses	770.00	
INV HRDEC20	17/12/2020	COMMONWEALTH BANK	CREDIT CARDS Vaccination for Works	32.35	
INV HRDEC20	18/12/2020	COMMONWEALTH BANK	CREDIT CARDS Departing Staff Farewell Gift	100.00	
INV HRDEC20	23/12/2020	COMMONWEALTH BANK	CREDIT CARDS Infrared Thermometers	139.90	
INV EMIADDEC20	26/11/2020	COMMONWEALTH BANK	CREDIT CARDS Vehicle Licence KA09 & KA108	751.20	
DD30148.2	29/12/2020	ROYAL LIFE SAVING SOCIETY WA			99.00
INV KLCDEC20	17/12/2020	ROYAL LIFE SAVING SOCIETY WA	CREDIT CARDS RLSS Subscription Australia Guidelines for Safe Pool Operations	99.00	
182 DD30148.3	29/12/2020	REGIONAL RETAILERS PTY LTD			165.23
INV CEODEC20	08/12/2020	REGIONAL RETAILERS PTY LTD	CREDIT CARDS Councillor Refreshments	71.00	
INV CEODEC20	09/12/2020	REGIONAL RETAILERS PTY LTD	CREDIT CARDS Councillor Refreshments	38.60	
INV CEODEC20	16/12/2020	REGIONAL RETAILERS PTY LTD	CREDIT CARDS Refreshments for Christmas Party	55.63	
183 DD30148.4	29/12/2020	WOOLWORTHS (WA) LIMITED			21.98
INV CEODEC20	16/12/2020	WOOLWORTHS (WA) LIMITED	CREDIT CARDS Refreshments for Christmas Party	21.98	
184 DD30148.5	29/12/2020	JOHN'S BAKERY LUNCH BAR			40.00
INV CEODEC20	16/12/2020	JOHN'S BAKERY LUNCH BAR	CREDIT CARDS Refreshments for Christmas Party	40.00	

Schedule of Accounts Paid - December 2020

10.2.1

	Chq/EFT	Date	Name	Description	Invoice Amount	Payment Total
185	DD30148.6	29/12/2020	KATANNING COUNTRY CLUB			898.50
	INV CEODEC20	16/12/2020	KATANNING COUNTRY CLUB	CREDIT CARDS SOK Christmas Party Bar Tab	898.50	
186	DD30148.7	29/12/2020	CHICKEN TREAT			424.93
	INV CEODEC20	10/12/2020	CHICKEN TREAT	CREDIT CARDS Chicken Treat for Flat Rocks Fire	424.93	
187	DD30148.8	29/12/2020	JB'S QUALITY MEAT			415.62
	INV HRDEC20	16/12/2020	JB'S QUALITY MEAT	CREDIT CARDS Meat for Shire Christmas Party	332.40	
	INV HRDEC20	16/12/2020	JB'S QUALITY MEAT	CREDIT CARDS Meat for Shire Christmas Party	83.22	
Credit Card Totals					\$6,144.81	

Cheque Total	\$719.95	0.04%
EFT Total*	\$1,589,294.69	82.48%
Payroll Total*	\$245,526.71	12.74%
Direct Debit Total	\$85,167.50	4.42%
Credit Card Total	\$6,144.81	0.32%
	\$1,926,853.66	100.00%



Shire of
Katanning
Heart of the Great Southern

Monthly Statement of Financial Activity
For the period ended
31 January 2021



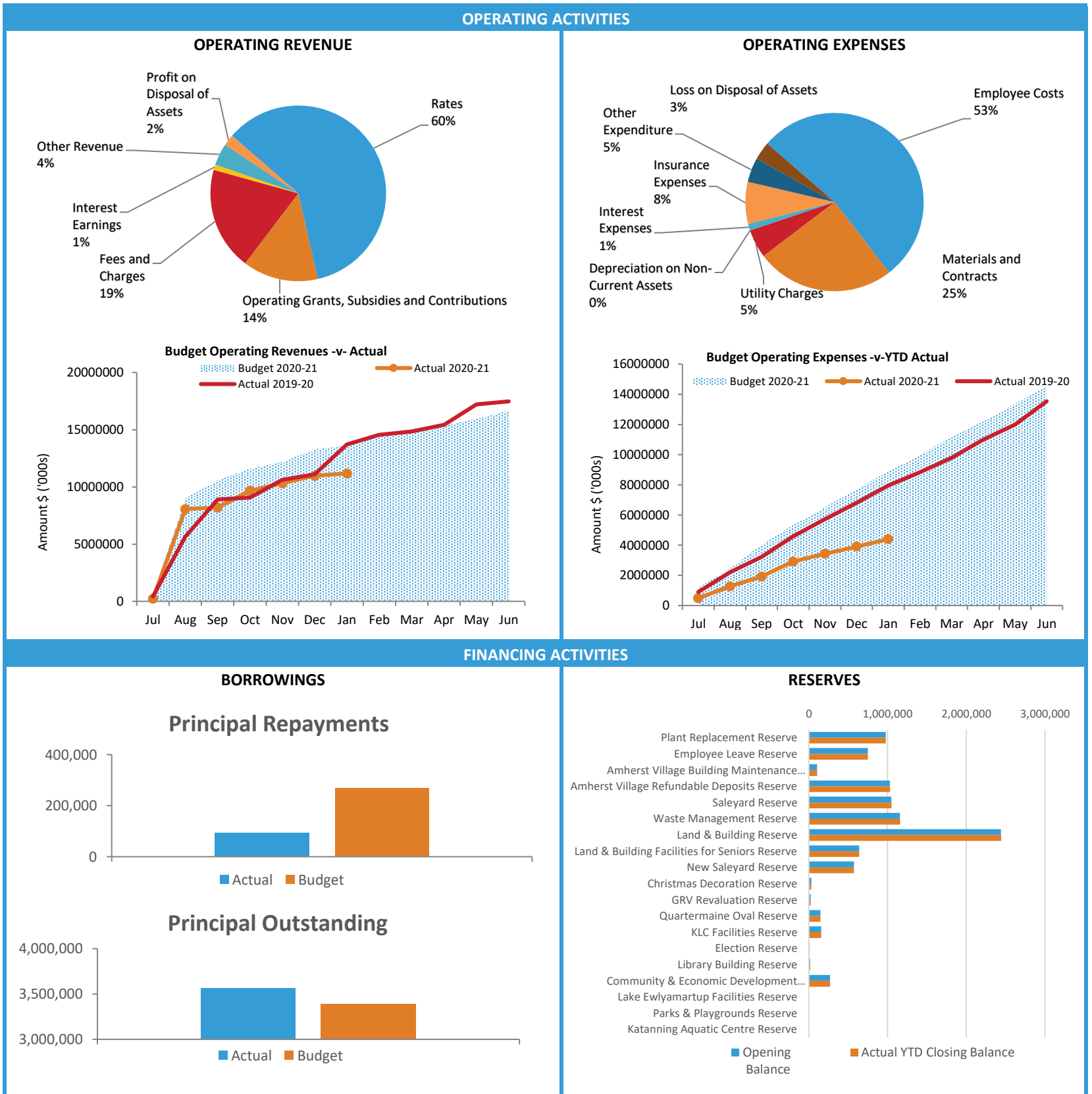


MONTHLY FINANCIAL REPORT
(Containing the Statement of Financial Activity)
For the period ending 31 January 2021

LOCAL GOVERNMENT ACT 1995
LOCAL GOVERNMENT (FINANCIAL MANAGEMENT) REGULATIONS 1996

TABLE OF CONTENTS

Statement of Financial Activity by Program	5
Statement of Financial Activity by Nature or Type	7
Basis of Preparation	8
Note 1 Statement of Financial Activity Information	9
Note 2 Cash and Financial Assets	10
Note 3 Receivables	11
Note 4 Other Current Assets	13
Note 5 Payables	14
Note 6 Rate Revenue	15
Note 7 Disposal of Assets	16
Note 8 Capital Acquisitions	17
Note 9 Borrowings	22
Note 10 Lease Liabilities	23
Note 11 Cash Reserves	24
Note 12 Other Current Liabilities	25
Note 13 Operating grants and contributions	26
Note 14 Non operating grants and contributions	28
Note 15 Trust Fund	29
Note 16 Budget Amendments	30
Note 17 Explanation of Material Variances	31



This information is to be read in conjunction with the accompanying Financial Statements and Notes.

Funding surplus / (deficit) Components

Funding surplus / (deficit)

	Adopted Budget	YTD Budget (a)	YTD Actual (b)	Var. \$ (b)-(a)
Opening	\$2.48 M	\$2.48 M	\$2.51 M	\$0.04 M
Closing	\$0.00 M	\$5.86 M	\$3.65 M	(\$2.21 M)

Refer to Statement of Financial Activity

Cash and cash equivalents

	Amount	% of total
Total	\$16.16 M	
Unrestricted Cash	\$2.31 M	14.3%
Restricted Cash	\$13.86 M	85.7%

Refer to Note 2 - Cash and Financial Assets

Payables

	Amount	% Outstanding
Total	\$5.75 M	
Trade Payables	\$0.02 M	
Over 30 Days		7.1%
Over 90 Days		-4.9%

Refer to Note 5 - Payables

Receivables

	Amount	% Collected
Total	\$0.68 M	
Rates Receivable	\$1.53 M	67.2%
Trade Receivable	\$0.68 M	
Over 30 Days		91.1%
Over 90 Days		81.4%

Refer to Note 3 - Receivables

Key Operating Activities

Amount attributable to operating activities

Adopted Budget	YTD Budget (a)	YTD Actual (b)	Var. \$ (b)-(a)
\$0.47 M	\$2.22 M	\$2.39 M	\$0.17 M

Refer to Statement of Financial Activity

Rates Revenue

	YTD Actual	YTD Budget	% Variance
	\$4.19 M	\$4.23 M	(1.0%)

Refer to Note 6 - Rate Revenue

Operating Grants and Contributions

	YTD Actual	YTD Budget	% Variance
	\$0.97 M	\$1.24 M	(21.9%)

Refer to Note 13 - Operating Grants and Contributions

Fees and Charges

	YTD Actual	YTD Budget	% Variance
	\$1.32 M	\$1.29 M	2.5%

Refer to Statement of Financial Activity

Key Investing Activities

Amount attributable to investing activities

Adopted Budget	YTD Budget (a)	YTD Actual (b)	Var. \$ (b)-(a)
(\$4.14 M)	(\$0.09 M)	(\$2.27 M)	(\$2.18 M)

Refer to Statement of Financial Activity

Proceeds on sale

	YTD Actual	Adopted Budget	%
	\$0.56 M	\$0.76 M	(25.5%)

Refer to Note 7 - Disposal of Assets

Asset Acquisition

	YTD Actual	Adopted Budget	% Spent
	\$6.62 M	\$12.73 M	(48.0%)

Refer to Note 8 - Capital Acquisition

Capital Grants

	YTD Actual	Adopted Budget	% Received
	\$3.78 M	\$7.84 M	(51.7%)

Refer to Note 8 - Capital Acquisition

Key Financing Activities

Amount attributable to financing activities

Adopted Budget	YTD Budget (a)	YTD Actual (b)	Var. \$ (b)-(a)
\$1.20 M	\$1.25 M	\$1.02 M	(\$0.23 M)

Refer to Statement of Financial Activity

Borrowings

Principal repayments	\$0.09 M
Interest expense	\$0.06 M
Principal due	\$3.56 M

Refer to Note 9 - Borrowings

Reserves

Reserves balance	\$9.38 M
Interest earned	\$0.01 M

Refer to Note 11 - Cash Reserves

Lease Liability

Principal repayments	\$0.01 M
Interest expense	\$0.00 M
Principal due	\$0.05 M

Refer to Note 10 - Lease Liabilities

This information is to be read in conjunction with the accompanying Financial Statements and notes.

**KEY TERMS AND DESCRIPTIONS
FOR THE PERIOD ENDED 31 JANUARY 2021**

STATUTORY REPORTING PROGRAMS

Shire operations as disclosed in these financial statements encompass the following service orientated activities/programs.

PROGRAM NAME AND OBJECTIVES

ACTIVITIES

GOVERNANCE

To provide a decision making process for the efficient allocation of scarce resources.

Administration and operation of facilities and services to members of Council. Other costs that relate to the tasks of assisting elected members and ratepayers on matters which do not concern specific council services.

GENERAL PURPOSE FUNDING

To collect revenue to allow for the provision of services.

Rates, general purpose government grants and interest revenue.

LAW, ORDER, PUBLIC SAFETY

To provide services to help ensure a safer and environmentally conscious community.

Supervision and enforcement of various local laws relating to fire prevention, animal control and other aspects of public safety including emergency services.

HEALTH

To provide an operational framework for environmental and community health.

Food quality and pest control, inspection of abattoir and operation of child health clinic, analytical testing and Environmental Health administration.

EDUCATION AND WELFARE

To provide services to disadvantaged persons, the elderly, children and youth.

Year round care, housing for the aged and educational services.

HOUSING

To provide and maintain staff and elderly residents housing.

Provision and maintenance of staff and elderly residents housing.

COMMUNITY AMENITIES

To provide services required by the community.

Rubbish and recycling collection services, operation of rubbish disposal site, litter control, construction and maintenance of urban storm water drains, protection of the environment and administration of town planning schemes, cemetery and public conveniences.

RECREATION AND CULTURE

To establish and effectively manage infrastructure and resource which will help the social well being of the community.

Maintenance of town hall, public halls, civic centres, aquatic centre, recreation centres and various sporting facilities. Provision and maintenance of parks, gardens and playgrounds. Operation of library, art gallery and other cultural facilities.

TRANSPORT

To provide safe, effective and efficient transport services to the community.

Construction and maintenance of roads, streets, bridges, footpaths, depot, airport and traffic control. Cleaning of streets and maintenance of street trees and street lighting. Purchase and disposal of Council's Road Plant.

ECONOMIC SERVICES

To help promote the Shire and its economic wellbeing.

Tourism and area promotion. Maintenance and operation of the Saleyards. Building Control. Provision of rural services including weed control, vermin control and standpipes.

OTHER PROPERTY AND SERVICES

To monitor and control Council's overheads operating accounts.

Private works operation, plant repair and operational costs and engineering operation costs.

**STATEMENT OF FINANCIAL ACTIVITY
FOR THE PERIOD ENDED 31 JANUARY 2021**

STATUTORY REPORTING PROGRAMS

	Ref Note	Adopted Budget	YTD Budget (a)	YTD Actual (b)	Var. \$ (b)-(a)	Var. % (b)-(a)/(a)	Var.
		\$	\$	\$	\$	%	
Opening funding surplus / (deficit)	1(c)	2,475,548	2,475,548	2,511,243	35,695	1.44%	
Revenue from operating activities							
Governance		276,495	234,499	135,461	(99,038)	(42.23%)	▼
General purpose funding - general rates	6	4,234,971	4,232,135	4,188,383	(43,752)	(1.03%)	
General purpose funding - other		1,192,931	622,435	580,751	(41,684)	(6.70%)	
Law, order and public safety		237,218	133,199	123,908	(9,291)	(6.98%)	
Health		2,550	1,477	52	(1,425)	(96.48%)	
Education and welfare		193,815	165,335	51,255	(114,080)	(69.00%)	▼
Housing		182,423	106,435	64,804	(41,631)	(39.11%)	▼
Community amenities		938,144	880,484	877,154	(3,330)	(0.38%)	
Recreation and culture		415,066	343,804	258,390	(85,414)	(24.84%)	▼
Transport		215,971	170,578	351,104	180,526	105.83%	▲
Economic services		787,482	420,112	350,274	(69,838)	(16.62%)	▼
Other property and services		146,462	116,461	(6,122)	(122,583)	(105.26%)	▼
		8,823,528	7,426,954	6,975,414	(451,540)		
Expenditure from operating activities							
Governance		(1,175,403)	(776,014)	(654,192)	(121,822)	(15.70%)	▼
General purpose funding		(295,149)	(170,414)	(135,040)	(35,374)	(20.76%)	▼
Law, order and public safety		(568,163)	(345,563)	(247,559)	(98,004)	(28.36%)	▼
Health		(193,486)	(127,292)	(89,433)	(37,859)	(29.74%)	▼
Education and welfare		(547,531)	(347,518)	(175,813)	(171,705)	(49.41%)	▼
Housing		(577,900)	(448,928)	(232,009)	(216,919)	(48.32%)	▼
Community amenities		(1,199,431)	(732,437)	(604,191)	(128,246)	(17.51%)	▼
Recreation and culture		(4,011,072)	(2,393,056)	(1,350,317)	(1,042,739)	(43.57%)	▼
Transport		(4,306,153)	(2,513,138)	(831,407)	(1,681,731)	(66.92%)	▼
Economic services		(1,511,717)	(900,914)	(404,155)	(496,759)	(55.14%)	▼
Other property and services		(116,565)	(127,169)	183,049	(310,218)	(243.94%)	▼
		(14,502,570)	(8,882,443)	(4,541,067)	4,341,376		
Non-cash amounts excluded from operating activities	1(a)	6,144,973	3,674,045	(47,336)	(3,721,381)	(101.29%)	▼
Amount attributable to operating activities		465,931	2,218,556	2,387,011	168,455		
Investing Activities							
Proceeds from non-operating grants, subsidies and contributions	14	7,838,032	6,180,305	3,783,941	(2,396,364)	(38.77%)	▼
Proceeds from disposal of assets	7	757,200	464,200	564,422	100,222	21.59%	▲
Payments for property, plant and equipment and infrastructure	8	(12,734,757)	(6,732,389)	(6,616,989)	(115,400)	(1.71%)	
Amount attributable to investing activities		(4,139,525)	(87,884)	(2,268,626)	(2,180,742)		
Financing Activities							
Proceeds from new debentures	9	1,130,000	1,130,000	1,130,000	0	0.00%	
Transfer from reserves	11	1,462,709	793,480	0	(793,480)	(100.00%)	▼
Payments for principal portion of lease liabilities	10	(13,634)	(7,757)	(7,757)	0	0.00%	
Repayment of debentures	9	(269,271)	(94,696)	(94,696)	0	0.00%	
Transfer to reserves	11	(1,111,758)	(567,086)	(6,420)	(560,666)	(98.87%)	▼
Amount attributable to financing activities		1,198,046	1,253,941	1,021,127	(232,814)		
Closing funding surplus / (deficit)	1(c)	0	5,860,161	3,650,754			

KEY INFORMATION

▲▼ Indicates a variance between Year to Date (YTD) Actual and YTD Actual data as per the adopted materiality threshold. Refer threshold. Refer to Note 17 for an explanation of the reasons for the variance.

The material variance adopted by Council for the 2020-21 year is \$10,000 or 10.00% whichever is the greater.

This statement is to be read in conjunction with the accompanying Financial Statements and notes.

KEY TERMS AND DESCRIPTIONS FOR THE PERIOD ENDED 31 JANUARY 2021

NATURE OR TYPE DESCRIPTIONS

REVENUE

RATES

All rates levied under the *Local Government Act 1995*. Includes general, differential, specified area rates, minimum rates, interim rates, back rates, ex-gratia rates, less discounts and concessions offered. Exclude administration fees, interest on instalments, interest on arrears, service charges and sewerage rates.

OPERATING GRANTS, SUBSIDIES AND CONTRIBUTIONS

Refers to all amounts received as grants, subsidies and contributions that are not non-operating grants.

NON-OPERATING GRANTS, SUBSIDIES AND CONTRIBUTIONS

Amounts received specifically for the acquisition, construction of new or the upgrading of identifiable non financial assets paid to a local government, irrespective of whether these amounts are received as capital grants, subsidies, contributions or donations.

REVENUE FROM CONTRACTS WITH CUSTOMERS

Revenue from contracts with customers is recognised when the local government satisfies its performance obligations under the contract.

FEES AND CHARGES

Revenues (other than service charges) from the use of facilities and charges made for local government services, sewerage rates, rentals, hire charges, fee for service, photocopying charges, licences, sale of goods or information, fines, penalties and administration fees. Local governments may wish to disclose more detail such as rubbish collection fees, rental of property, fines and penalties, other fees and charges.

SERVICE CHARGES

Service charges imposed under *Division 6 of Part 6 of the Local Government Act 1995. Regulation 54 of the Local Government (Financial Management) Regulations 1996* identifies these as television and radio broadcasting, underground electricity and neighbourhood surveillance services. Exclude rubbish removal charges.

INTEREST EARNINGS

Interest and other items of a similar nature received from bank and investment accounts, interest on rate instalments, interest on rate arrears and interest on debtors.

OTHER REVENUE / INCOME

Other revenue, which can not be classified under the above headings, includes dividends, discounts, rebates etc.

PROFIT ON ASSET DISPOSAL

Excess of assets received over the net book value for assets on their disposal.

EXPENSES

EMPLOYEE COSTS

All costs associate with the employment of person such as salaries, wages, allowances, benefits such as vehicle and housing, superannuation, employment expenses, removal expenses, relocation expenses, worker's compensation insurance, training costs, conferences, safety expenses, medical examinations, fringe benefit tax, etc.

MATERIALS AND CONTRACTS

All expenditures on materials, supplies and contracts not classified under other headings. These include supply of goods and materials, legal expenses, consultancy, maintenance agreements, communication expenses, advertising expenses, membership, periodicals, publications, hire expenses, rental, leases, postage and freight etc. Local governments may wish to disclose more detail such as contract services, consultancy, information technology, rental or lease expenditures.

UTILITIES (GAS, ELECTRICITY, WATER, ETC.)

Expenditures made to the respective agencies for the provision of power, gas or water. Exclude expenditures incurred for the reinstatement of roadwork on behalf of these agencies.

INSURANCE

All insurance other than worker's compensation and health benefit insurance included as a cost of employment.

LOSS ON ASSET DISPOSAL

Shortfall between the value of assets received over the net book value for assets on their disposal.

DEPRECIATION ON NON-CURRENT ASSETS

Depreciation expense raised on all classes of assets.

INTEREST EXPENSES

Interest and other costs of finance paid, including costs of finance for loan debentures, overdraft accommodation and refinancing expenses.

OTHER EXPENDITURE

Statutory fees, taxes, allowance for impairment of assets, member's fees or State taxes. Donations and subsidies made to community groups.

STATEMENT OF FINANCIAL ACTIVITY
FOR THE PERIOD ENDED 31 JANUARY 2021

10.2.2
BY NATURE OR TYPE

	Ref Note	Adopted Budget	YTD Budget (a)	YTD Actual (b)	Var. \$ (b)-(a)	Var. % (b)-(a)/(a)	Var.
		\$	\$	\$	\$	%	
Opening funding surplus / (deficit)	1(c)	2,475,548	2,475,548	2,511,243	35,695	1.44%	
Revenue from operating activities							
Rates	6	4,234,971	4,232,135	4,188,383	(43,752)	(1.03%)	
Operating grants, subsidies and contributions	13	1,952,912	1,240,659	969,399	(271,260)	(21.86%)	▼
Fees and charges		1,726,003	1,292,310	1,324,285	31,975	2.47%	
Interest earnings		202,669	114,811	69,362	(45,449)	(39.59%)	▼
Other revenue		582,295	459,174	280,725	(178,449)	(38.86%)	▼
Profit on disposal of assets	7	124,678	87,865	143,260	55,395	63.05%	▲
		8,823,528	7,426,954	6,975,414	(451,540)		
Expenditure from operating activities							
Employee costs		(4,178,391)	(2,495,407)	(2,412,189)	83,218	3.33%	
Materials and contracts		(2,722,161)	(1,686,696)	(1,142,504)	544,192	32.26%	▲
Utility charges		(480,420)	(283,307)	(234,560)	48,747	17.21%	▲
Depreciation on non-current assets		(6,018,038)	(3,510,297)	0	3,510,297	100.00%	▲
Interest expenses		(123,742)	(63,439)	(55,791)	7,648	12.06%	
Insurance expenses		(355,621)	(355,591)	(344,778)	10,813	3.04%	
Other expenditure		(372,584)	(236,093)	(203,070)	33,023	13.99%	▲
Loss on disposal of assets	7	(251,613)	(251,613)	(148,175)	103,438	41.11%	▲
		(14,502,570)	(8,882,443)	(4,541,067)	4,341,376		
Non-cash amounts excluded from operating activities	1(a)	6,144,973	3,674,045	(47,336)	(3,721,381)	(101.29%)	▼
Amount attributable to operating activities		465,931	2,218,556	2,387,011	168,455		
Investing activities							
Proceeds from non-operating grants, subsidies and contributions	14	7,838,032	6,180,305	3,783,941	(2,396,364)	(38.77%)	▼
Proceeds from disposal of assets	7	757,200	464,200	564,422	100,222	21.59%	▲
Payments for property, plant and equipment and infrastructure	8	(12,734,757)	(6,732,389)	(6,616,989)	115,400	1.71%	
Amount attributable to investing activities		(4,139,525)	(87,884)	(2,268,626)	(2,180,742)		
Financing Activities							
Proceeds from new debentures	9	1,130,000	1,130,000	1,130,000	0	0.00%	
Transfer from reserves	11	1,462,709	793,480	0	(793,480)	(100.00%)	▼
Payments for principal portion of lease liabilities	10	(13,634)	(7,757)	(7,757)	0	0.00%	
Repayment of debentures	9	(269,271)	(94,696)	(94,696)	0	0.00%	
Transfer to reserves	11	(1,111,758)	(567,086)	(6,420)	560,666	98.87%	▲
Amount attributable to financing activities		1,198,046	1,253,941	1,021,127	(232,814)		
Closing funding surplus / (deficit)	1(c)	0	5,860,161	3,650,754	(2,209,406)		

KEY INFORMATION

▲ ▼ Indicates a variance between Year to Date (YTD) Actual and YTD Actual data as per the adopted materiality threshold.

Refer to Note 17 for an explanation of the reasons for the variance.

This statement is to be read in conjunction with the accompanying Financial Statements and Notes.

BASIS OF PREPARATION

REPORT PURPOSE

This report is prepared to meet the requirements of *Local Government (Financial Management) Regulations 1996 , Regulation 34* . Note: The statements and accompanying notes are prepared based on all transactions recorded at the time of preparation and may vary due to transactions being processed for the reporting period after the date of preparation.

BASIS OF ACCOUNTING

This statement comprises a special purpose financial report which has been prepared in accordance with Australian Accounting Standards (as they apply to local governments and not-for-profit entities) and Interpretations of the Australian Accounting Standards Board, and the *Local Government Act 1995* and accompanying regulations.

The *Local Government (Financial Management) Regulations 1996* take precedence over Australian Accounting Standards. Regulation 16 prohibits a local government from recognising as assets Crown land that is a public thoroughfare, such as land under roads, and land not owned by but under the control or management of the local government, unless it is a golf course, showground, racecourse or recreational facility of State or regional significance. Consequently, some assets, including land under roads acquired on or after 1 July 2008, have not been recognised in this financial report. This is not in accordance with the requirements of *AASB 1051 Land Under Roads paragraph 15* and *AASB 116 Property, Plant and Equipment paragraph 7*.

Accounting policies which have been adopted in the preparation of this financial report have been consistently applied unless stated otherwise. Except for cash flow and rate setting information, the report has been prepared on the accrual basis and is based on historical costs, modified, where applicable, by the measurement at fair value of selected non-current assets, financial assets and liabilities.

PREPARATION TIMING AND REVIEW

Date prepared: All known transactions up to 04 February 2021

SIGNIFICANT ACCOUNTING POLICES

CRITICAL ACCOUNTING ESTIMATES

The preparation of a financial report in conformity with Australian Accounting Standards requires management to make judgements, estimates and assumptions that effect the application of policies and reported amounts of assets and liabilities, income and expenses. The estimates and associated assumptions are based on historical experience and various other factors that are believed to be reasonable under the circumstances; the results of which form the basis of making the judgements about carrying values of assets and liabilities that are not readily apparent from other sources. Actual results may differ from these estimates.

THE LOCAL GOVERNMENT REPORTING ENTITY

All funds through which the Shire controls resources to carry on its functions have been included in the financial statements forming part of this financial report.

In the process of reporting on the local government as a single unit, all transactions and balances between those funds (for example, loans and transfers between funds) have been eliminated.

All monies held in the Trust Fund are excluded from the financial statements. A separate statement of those monies appears at Note 15 to these financial statements.

GOODS AND SERVICES TAX

Revenues, expenses and assets are recognised net of the amount of GST, except where the amount of GST incurred is not recoverable from the Australian Taxation Office (ATO). Receivables and payables are stated inclusive of GST receivable or payable. The net amount of GST recoverable from, or payable to, the ATO is included with receivables or payables in the statement of financial position. Cash flows are presented on a gross basis. The GST components of cash flows arising from investing or financing activities which are recoverable from, or payable to, the ATO are presented as operating cash flows.

ROUNDING OFF FIGURES

All figures shown in this statement are rounded to the nearest dollar.

(a) Non-cash items excluded from operating activities

The following non-cash revenue and expenditure has been excluded from operating activities within the Statement of Financial Activity in accordance with Financial Management Regulation 32.

	Notes	Adopted Budget	YTD Budget (a)	YTD Actual (b)
		\$	\$	\$
Non-cash items excluded from operating activities				
Adjustments to operating activities				
Less: Profit on asset disposals	7	(124,678)	(87,865)	(143,260)
Less: Movement in liabilities associated with restricted cash		0	0	(11,311)
Less: Amherst Reducing Equity		0	0	(40,940)
Add: Loss on asset disposals	7	251,613	251,613	148,175
Add: Depreciation on assets		6,018,038	3,510,297	0
Total non-cash items excluded from operating activities		6,144,973	3,674,045	(47,336)

(b) Adjustments to net current assets in the Statement of Financial Activity

The following current assets and liabilities have been excluded from the net current assets used in the Statement of Financial Activity in accordance with *Financial Management Regulation* 32 to agree to the surplus/(deficit) after imposition of general rates.

		Last Year Closing 30 June 2020	This Time Last Year 31 January 2020	Year to Date 31 January 2021
Adjustments to net current assets				
Less: Reserves - restricted cash	11	(9,369,287)	(8,375,326)	(9,375,707)
Add: Borrowings	9	190,853	106,294	96,157
Add: Provisions - employee	12	657,975	667,575	646,664
Add: Lease liabilities	10	19,589	0	11,831
Add: Amherst Deposits		1,036,928	860,730	995,988
Add: Local Government House Trust		124,637	122,620	124,637
Total adjustments to net current assets		(7,339,305)	(6,618,107)	(7,500,430)

(c) Net current assets used in the Statement of Financial Activity

Current assets				
Cash and cash equivalents	2	18,553,847	19,574,813	16,258,368
Rates receivables	3	954,475	1,634,979	1,534,197
Receivables	3	684,005	263,909	677,784
Other current assets	4	15,336	15,448	8,478
Less: Current liabilities				
Payables	5	(8,664,218)	(7,717,064)	(5,748,511)
Borrowings	9	(190,853)	(106,294)	(96,157)
Contract liabilities	12	(824,480)	0	(824,480)
Lease liabilities	10	(19,589)	0	(11,831)
Provisions	12	(657,975)	(667,575)	(646,664)
Less: Total adjustments to net current assets	1(b)	(7,339,305)	(6,618,107)	(7,500,430)
Closing funding surplus / (deficit)		2,511,243	6,380,109	3,650,754

CURRENT AND NON-CURRENT CLASSIFICATION

In the determination of whether an asset or liability is current or non-current, consideration is given to the time when each asset or liability is expected to be settled. Unless otherwise stated assets or liabilities are classified as current if expected to be settled within the next 12 months, being the Council's operational cycle.

Description	Classification	Unrestricted	Restricted	Total Cash	Trust	Institution	Interest Rate	Maturity Date
		\$	\$	\$				
Cash on hand								
Petty cash and floats	Cash and cash equivalents	2,199		2,199			Nil	On hand
Municipal Bank Account	Cash and cash equivalents	2,303,475		2,303,475		CBA	Nil	
OCDF - Main ECH	Cash and cash equivalents	0	4,207,686	4,207,686		WATC	0.05%	31/01/2021
OCDF - Heritage Centre	Cash and cash equivalents	0	272,494	272,494		WATC	0.05%	31/01/2021
Reserves At-call Account	Cash and cash equivalents	0	9,375,707	9,375,707		CBA	0.01%	31/01/2021
Trust Bank Account	Cash and cash equivalents	0		0	74,049	CBA	Nil	
Total		2,305,674	13,855,887	16,161,561	74,049			
Comprising								
Cash and cash equivalents		2,305,674	13,855,887	16,161,561	74,049			
		2,305,674	13,855,887	16,161,561	74,049			

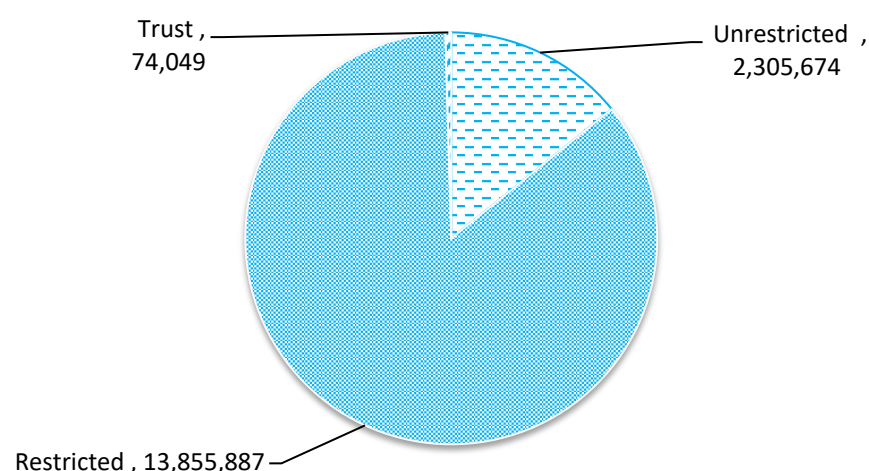
KEY INFORMATION

Cash and cash equivalents include cash on hand, cash at bank, deposits available on demand with banks and other short term highly liquid investments highly liquid investments with original maturities of three months or less that are readily convertible to known amounts of cash and which are subject to an insignificant risk of changes in value and bank overdrafts. Bank overdrafts are reported as short term borrowings in current liabilities in the statement of net current assets.

The local government classifies financial assets at amortised cost if both of the following criteria are met:

- the asset is held within a business model whose objective is to collect the contractual cashflows, and
- the contractual terms give rise to cash flows that are solely payments of principal and interest.

Financial assets at amortised cost held with registered financial institutions are listed in this note other financial assets at amortised cost are provided in Note 4 - Other assets.



NOTES TO THE STATEMENT OF FINANCIAL ACTIVITY
FOR THE PERIOD ENDED 31 JANUARY 2021

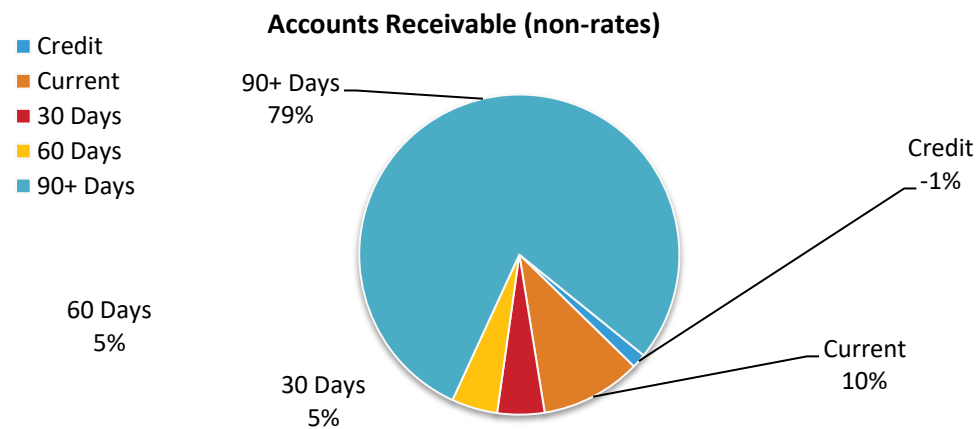
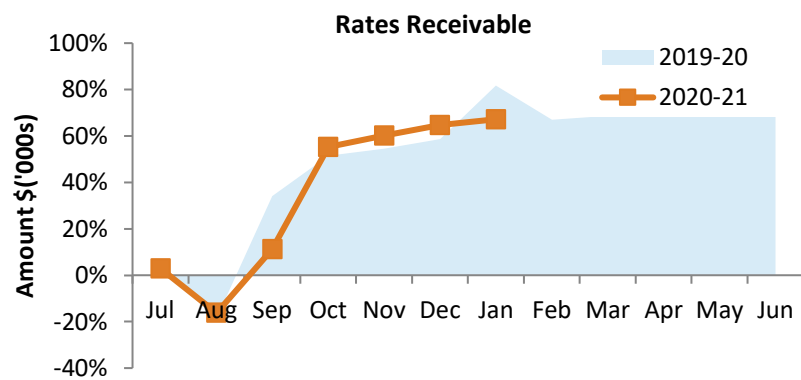
Rates receivable	30 June 2020	31 Jan 2021
	\$	\$
Opening arrears previous years	652,094	954,475
Opening pensioner deferred rates	231,016	261,467
Rates levied this year	4,129,783	4,188,383
Penalty charges levied this year	117,519	72,173
Less - collections to date	(3,914,471)	(3,680,834)
Equals current outstanding	1,215,941	1,795,663
Less Pensioner deferred rates	(261,467)	(261,467)
Net rates collectable	954,475	1,534,197
% Collected	76.3%	67.2%

Receivables - general	Credit	Current	30 Days	60 Days	90+ Days	Total
	\$	\$	\$	\$	\$	\$
Receivables - general	(12,958)	89,328	41,859	40,758	694,470	853,457
Percentage	(1.5%)	10.5%	4.9%	4.8%	81.4%	
Balance per trial balance						
Sundry receivable						853,457
GST receivable						127,935
Allowance for impairment of receivables						(303,608)
Accrued Income						0
Total receivables general outstanding						677,784

Amounts shown above include GST (where applicable)

KEY INFORMATION

Trade and other receivables include amounts due from ratepayers for unpaid rates and service charges and other amounts due from third parties for goods sold and services performed in the ordinary course of business. Receivables expected to be collected within 12 months of the end of the reporting period are classified as current assets. All other receivables are classified as non-current assets. Collectability of trade and other receivables is reviewed on an ongoing basis. Debts that are known to be uncollectible are written off when identified. An allowance for impairment of receivables is raised when there is objective evidence that they will not be collectible.



NOTES TO THE STATEMENT OF FINANCIAL ACTIVITY
FOR THE PERIOD ENDED 31 JANUARY 2021

Significant Rates Debtors Outstanding Exceeding \$10,000:

Assessment #	Rates Outstanding	% of Outstanding	Comments
A37	\$ 11,936	0.66%	Legal Action
A86	\$ 22,859	1.27%	Legal Action
A108	\$ 14,573	0.81%	Legal Action
A183	\$ 33,685	1.88%	Legal Action
A184	\$ 95,156	5.30%	Legal Action
A267	\$ 15,823	0.88%	Pensioner
A467	\$ 11,034	0.61%	
A569	\$ 22,074	1.23%	
A682	\$ 11,387	0.63%	Pensioner/DD
A831	\$ 12,930	0.72%	Pensioner
A897	\$ 18,230	1.02%	Legal Action
A905	\$ 27,733	1.54%	2 yrs rates
A1048	\$ 14,511	0.81%	Legal Action
A1095	\$ 13,067	0.73%	Pensioner
A1148	\$ 10,755	0.60%	Pensioner
A1165	\$ 14,882	0.83%	Legal Action
A1192	\$ 13,299	0.74%	Pensioner
A1232	\$ 15,169	0.84%	Pensioner
A1238	\$ 10,505	0.59%	Pensioner
A1260	\$ 17,110	0.95%	Pensioner
A1310	\$ 10,208	0.57%	
A1347	\$ 22,111	1.23%	Legal Action
A1458	\$ 16,223	0.90%	Pensioner
A1514	\$ 28,054	1.56%	Legal Action
A1617	\$ 13,880	0.77%	Deceased Est.
A2264	\$ 22,299	1.24%	Legal Action
A2693	\$ 25,319	1.41%	Legal Action
A2695	\$ 15,259	0.85%	Legal Action
A2712	\$ 20,547	1.14%	
A2842	\$ 38,182	2.13%	Current yr rates
A3128	\$ 38,889	2.17%	Legal Action
A3222	\$ 36,705	2.04%	Deceased Est.
A3341	\$ 33,643	1.87%	Legal Action
A3652	\$ 12,653	0.70%	
	\$ 740,689	41.25%	

Significant Receivables - General Outstanding Exceeding \$10,000:

Debtor #	Debtor	% of Outstanding	Age	Comments
DFES	\$ 54,911	6.43%	Current	
BRIDE	\$ 250,906	29.40%	90+ Days	Ongoing
Elders Limited	\$ 37,611	4.41%	60 Days	
Katanning Rotary Club	\$ 21,773	2.55%	60 Days	
Nutrien Ag Solutions	\$ 15,788	1.85%	90+ Days	
Shire of Broomehill-Tambellup	\$ 12,342	1.45%	Current	
Tricoast Holding P/L	\$ 15,653	1.83%	90+ Days	In liquidation
	\$ 408,983	47.92%		

Other current assets	Opening Balance 1 July 2020	Asset Increase	Asset Reduction	Closing Balance 31 January 2021
	\$	\$	\$	\$
Inventory				
Fuel and materials	15,086	0	(6,858)	8,228
Prepayments				
Prepayments	250	0	0	250
Total other current assets	15,336	0	(6,858)	8,478
Amounts shown above include GST (where applicable)				

KEY INFORMATION

Inventory

Inventories are measured at the lower of cost and net realisable value.

Net realisable value is the estimated selling price in the ordinary course of business less the estimated costs of completion and the estimated costs necessary to make the sale.

Contract assets

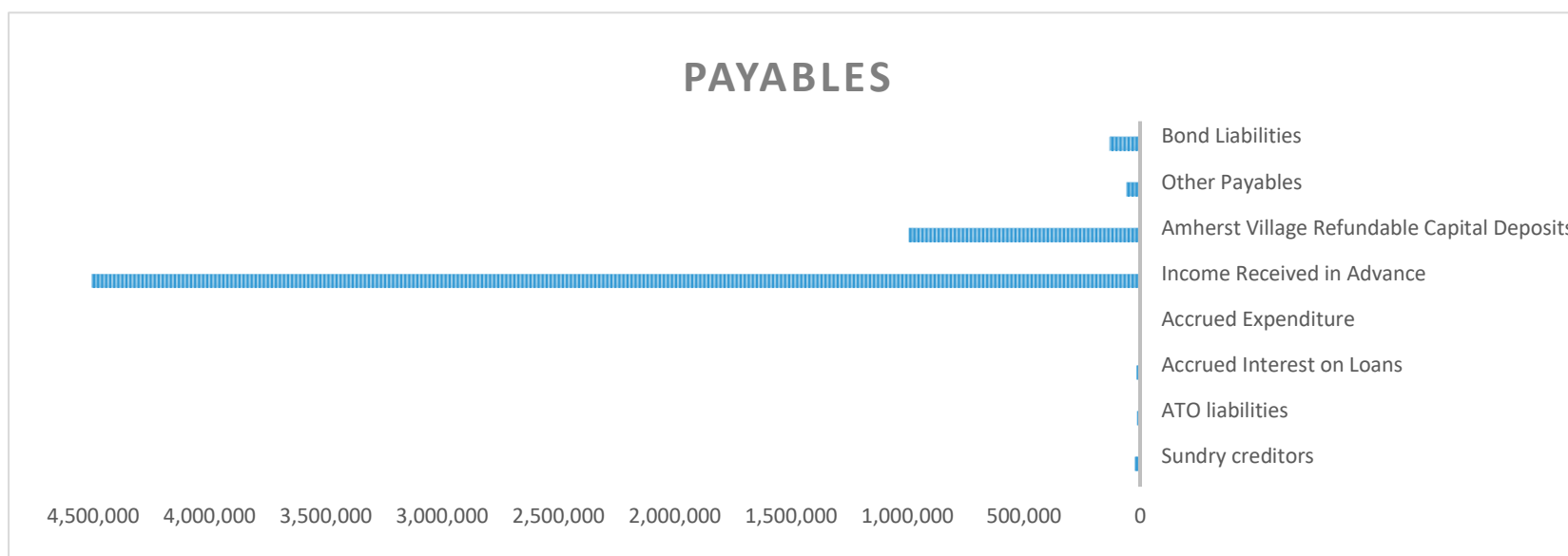
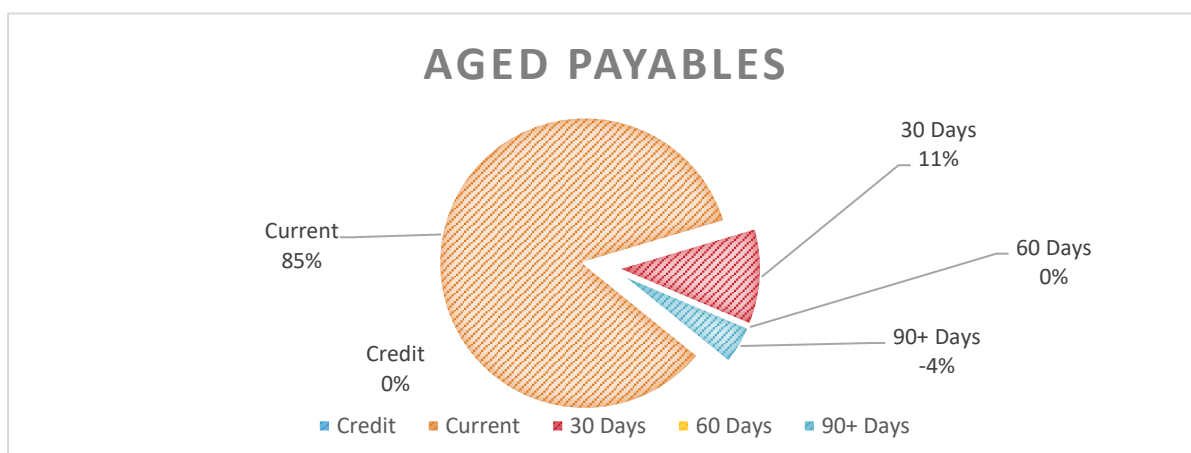
A contract asset is the right to consideration in exchange for goods or services the entity has transferred to a customer when that right is conditioned on something other than the passage of time.

Payables - general	Credit	Current	30 Days	60 Days	90+ Days	Total
	\$	\$	\$	\$	\$	\$
Payables - general	0	21,925	2,833	0	(1,161)	23,598
Percentage	0%	92.9%	12%	0%	-4.9%	
Balance per trial balance						
Sundry creditors						23,598
ATO liabilities						12,606
Accrued Interest on Loans						14,437
Accrued Expenditure						4,483
Income Received in Advance						4,505,094
Amherst Village Refundable Capital Deposits						995,988
Other Payables						60,314
Bond Liabilities						131,991
Total payables general outstanding						5,748,511

Amounts shown above include GST (where applicable)

KEY INFORMATION

Trade and other payables represent liabilities for goods and services provided to the Shire that are unpaid and arise when the Shire becomes obliged to make future payments in respect of the purchase of these goods and services. The amounts are unsecured, are recognised as a current liability and are normally paid within 30 days of recognition.

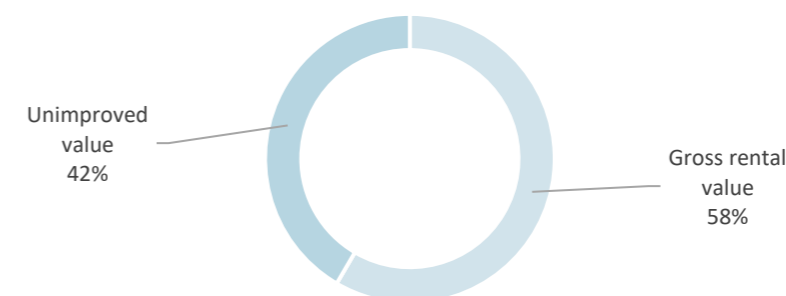
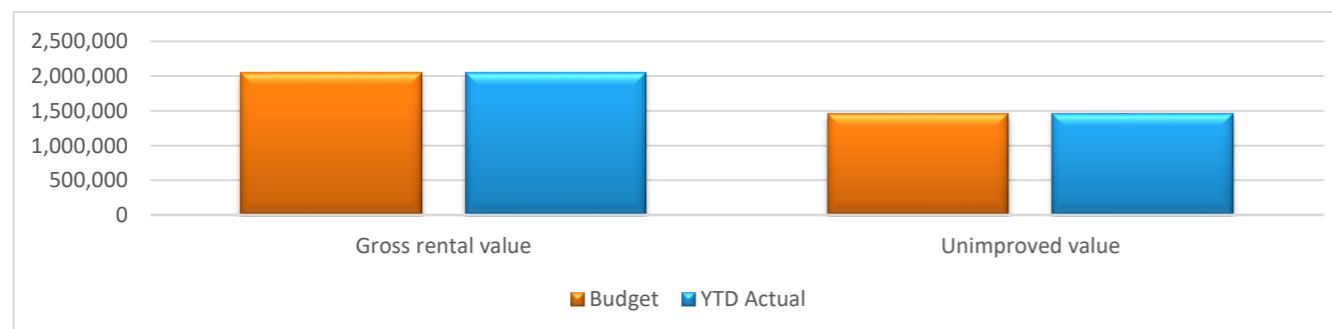


NOTES TO THE STATEMENT OF FINANCIAL ACTIVITY
FOR THE PERIOD ENDED 31 JANUARY 2021

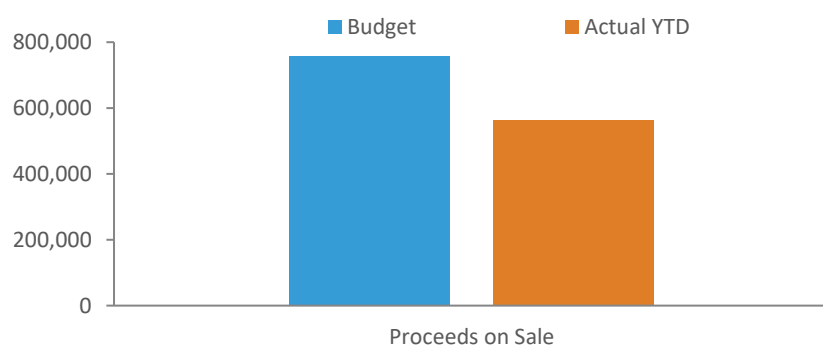
General rate revenue	Budget							YTD Actual			
	Rate in \$ (cents)	Number of Properties	Rateable Value	Rate Revenue	Interim Rate	Back Rate	Total Revenue	Rate Revenue	Interim Rates	Back Rates	Total Revenue
RATE TYPE				\$	\$	\$	\$	\$	\$	\$	\$
Gross rental value											
Gross rental value	10.1250	1,197	20,226,681	2,047,954	0	2,000	2,049,954	2,047,954	3,090		2,051,044
Unimproved value											
Unimproved value	1.0400	207	140,297,500	1,459,094	2,000	0	1,461,094	1,459,094	(305)		1,458,789
Sub-Total		1,404	160,524,181	3,507,048	2,000	2,000	3,511,048	3,507,048	2,785	0	3,509,833
Minimum payment	Minimum \$										
Gross rental value											
Gross rental value	979	609	3,921,486	596,211	0	0	596,211	596,211			596,211
Unimproved value											
Unimproved value	979	128	6,250,188	125,312	0	0	125,312	125,312			125,312
Sub-total		737	10,171,674	721,523	0	0	721,523	721,523	0	0	721,523
Discounts & Write-offs							0				(44,782)
Concessions							(1,500)				(1,835)
Rates Adjustment							(500)				(714)
Amount from general rates							4,230,571				4,184,025
Ex-gratia rates							4,400				4,358
Total general rates							4,234,971				4,188,383

KEY INFORMATION

Prepaid rates are, until the taxable event for the rates has occurred, refundable at the request of the ratepayer. Rates received in advance give rise to a financial liability. On 1 July 2020 the prepaid rates were recognised as a financial asset and a related amount was recognised as a financial liability and no income was recognised. When the taxable event occurs the financial liability is extinguished and income recognised for the prepaid rates that have not been refunded.



Asset Ref.	Asset description	Budget				YTD Actual			
		Net Book Value	Proceeds	Profit	(Loss)	Net Book Value	Proceeds	Profit	(Loss)
		\$	\$	\$	\$	\$	\$	\$	\$
	Land								
LB0075	17 Marri Drive, Katanning	13,000	13,000	0	0	0	0	0	0
L53	Lot 523 Dore Street, Katanning	0	0	0	0	909	909	0	0
	Buildings								
B2080	17 Marri Drive, Katanning	372,710	237,000	0	(135,710)	0	0	0	0
L55	55B Beaufort Street - Lot 98 (A3314)	375,903	260,000	0	(115,903)	379,182	252,564	0	(126,618)
	Plant and equipment								
	Governance								
MV122	Prado CEO	34,008	53,000	18,992	0	35,392	53,636	18,244	0
MV123	Pool Car KA1100	0	0	0	0	14,217	24,000	9,783	0
MV127	Colorado EXEC 1 KA062	23,548	32,000	8,452	0	25,098	34,773	9,675	0
MV125	Colorado EXEC 2 KA00	23,538	32,000	8,462	0	25,098	33,182	8,084	0
	Recreation and culture								
MV126	Colorado Ute 4x4 KA566	4,238	7,200	2,962	0	22,384	31,818	9,434	0
	Transport								
MV114	Colorado Trailblazer WS KA09	5,690	25,000	19,310	0	0	0	0	0
MV62	Hyundai iLoad	0	10,000	10,000	0	0	0	0	0
MV61	Mazda BT50 P&G KA277	0	3,000	3,000	0	0	0	0	0
MV79	Ford Ranger P&G	0	5,000	5,000	0	0	0	0	0
PE105	Fuso Canter - Works KA24951	13,500	25,000	11,500	0	13,500	17,270	3,770	0
PE108	Fuso Canter - Civil KA0287	13,500	25,000	11,500	0	13,500	17,270	3,770	0
MV109	Colorado 4x4 Ranger KA369	0	0	0	0	0	26,364	26,364	0
MV71	Colorado 4x4 KA24568	0	0	0	0	0	13,636	13,636	0
P6101	Volvo Front End Loader - Waste site	4,500	30,000	25,500	0	4,500	45,000	40,500	0
	Economic services								
PE199	Saleyard Skid Steer KA25223	0	0	0	0	35,557	14,000	0	(21,557)
		884,135	757,200	124,678	(251,613)	569,337	564,422	143,260	(148,175)



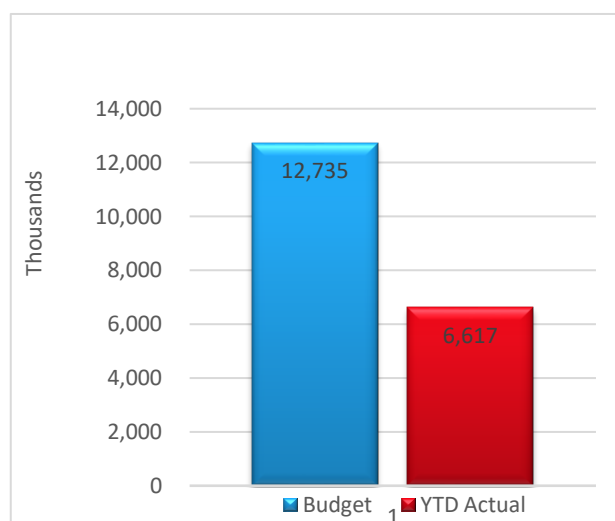
NOTES TO THE STATEMENT OF FINANCIAL ACTIVITY
FOR THE PERIOD ENDED 31 JANUARY 2021

10.2.2
INVESTING ACTIVITIES
NOTE 8
CAPITAL ACQUISITIONS

Capital acquisitions	Adopted			YTD Actual Variance
	Budget	YTD Budget	YTD Actual	
	\$	\$	\$	\$
Buildings - non-specialised	8,107,318	4,696,982	4,261,505	(435,477)
Furniture and fittings	25,000	14,581	0	(14,581)
Plant	1,508,759	761,060	1,828,112	1,067,052
Infrastructure - Roads	1,519,918	627,816	241,919	(385,897)
Infrastructure - Footpaths	721,812	220,000	7,072	(212,928)
Infrastructure - Other	851,950	411,950	278,381	(133,569)
Total Capital Acquisitions	12,734,757	6,732,389	6,616,989	(115,400)
Capital Acquisitions Funded By:				
	\$	\$	\$	\$
Capital grants and contributions	7,838,032	6,180,305	3,783,941	(2,396,364)
Borrowings	1,130,000	1,130,000	1,130,000	0
Other (disposals & C/Fwd)	757,200	464,200	564,422	100,222
Cash backed reserves				
Plant Replacement Reserve	447,999	228,480	0	(228,480)
Amherst Village Building Maintenance Reserve	58,210	0	0	0
Waste Management Reserve	565,000	565,000	0	(565,000)
Land & Building Reserve	106,000	0	0	0
Land & Building Facilities for Seniors Reserve	125,000	0	0	0
New Saleyard Reserve	150,000	0	0	0
KLC Facilities Reserve	2,500	0	0	0
Library Building Reserve	8,000	0	0	0
Contribution - operations	1,546,816	(1,835,596)	1,138,626	2,974,222
Capital funding total	12,734,757	6,732,389	6,616,989	(115,400)

SIGNIFICANT ACCOUNTING POLICIES


All assets are initially recognised at cost. Cost is determined as the fair value of the assets given as consideration plus costs incidental to the acquisition. For assets acquired at no cost or for nominal consideration, cost is determined as fair value at the date of acquisition. The cost of non-current assets constructed by the local government includes the cost of all materials used in the construction, direct labour on the project and an appropriate proportion of variable and fixed overhead. Certain asset classes may be revalued on a regular basis such that the carrying values are not materially different from fair value. Assets carried at fair value are to be revalued with sufficient regularity to ensure the carrying amount does not differ materially from that determined using fair value at reporting date.























NOTES TO THE STATEMENT OF FINANCIAL ACTIVITY
FOR THE PERIOD ENDED 31 JANUARY 2021

10.2.2
INVESTING ACTIVITIES
NOTE 8
CAPITAL ACQUISITIONS (CONTINUED)

Capital expenditure total


% of Completion  Level of completion indicator, please see table at the end of this note for further detail.


























	Account Description	Program	Key Information Note	Adopted		YTD Actual	Variance (Under)/Over
				Budget	YTD Budget		
Buildings - non specialised							
81% 	Regional Waste Initiative Stage 1	Community amenities		148,350	86,541	120,626	(27,724)
7% 	Construction - New Admin & Civic Building	Governance		43,558	25,410	2,990	(40,568)
433% 	Supertowns - Heritage Precinct Project - Town Welcome Precinct	Governance	1	123,368	71,967	534,555	411,187
35% 	Supertowns - Heritage Precinct - Piesse Park Relocate Lawn Bowls	Governance		4,024,288	2,347,499	1,409,710	(2,614,578)
37% 	Land & Buildings (OHE) - Katanning Community Medical Centre	Health		624,307	364,182	231,686	(392,621)
65% 	Aged & Key Worker Accommodation Project Expenditure (ST)	Housing		2,954,237	1,723,302	1,926,386	(1,027,851)
49% 	Amherst - 3 x Bathroom Renovations	Housing		30,000	30,000	14,658	(15,342)
30% 	Amherst - Painting all downpipes & eaves	Housing		28,210	0	8,463	(19,747)
0% 	Cctv Upgrade & Install Additional 3 Cameras KLC	Recreation and culture		25,000	14,581	0	(25,000)
0% 	KLC Gym Extension Fans	Recreation and culture		5,500	5,500	0	(5,500)
0% 	KLC Landscaping Entrance (inc. Shire removal of existing)	Recreation and culture		45,000	0	0	(45,000)
0% 	KLC External Lighting & Security	Recreation and culture		9,000	9,000	0	(9,000)
0% 	KLC Feasibility Study - 24 hour Gym	Recreation and culture		25,000	0	0	(25,000)
23% 	KLC Server Room Airconditioner	Recreation and culture		2,500	2,500	582	(1,918)
128% 	KAC - Concreting at Pool Cover area & other works	Recreation and culture		5,000	5,000	6,385	1,385
74% 	Katanning Library - gate to stop public access behind counter	Recreation and culture		3,000	3,000	2,214	(786)
108% 	Katanning Library - repair and re lay existing paving	Recreation and culture		3,000	3,000	3,250	250
0% 	Katanning Library Courtyard	Recreation and culture		2,000	2,000	0	(2,000)
0% 	Katanning Gallery - Art Storage - Airconditioning/Black out Curtains front and annexe	Recreation and culture		6,000	3,500	0	(6,000)
Buildings - non specialised Total				8,107,318	4,696,982	4,261,505	(3,845,813)
Furniture and fittings							
0% 	Purchase of Equipment	Law, order, public safety		25,000	14,581	0	(25,000)
Furniture and fittings Total				25,000	14,581	0	(25,000)

NOTES TO THE STATEMENT OF FINANCIAL ACTIVITY
FOR THE PERIOD ENDED 31 JANUARY 2021


10.2.2
INVESTING ACTIVITIES
NOTE 8
CAPITAL ACQUISITIONS (CONTINUED)























Capital expenditure total

% of Completion  Level of completion indicator, please see table at the end of this note for further detail.


	Account Description	Program	Key Information Note	Adopted		YTD Actual	Variance (Under)/Over
				Budget	YTD Budget		
Plant							
100%	 Landfill Compactor	Community amenities		565,000	0	563,400	(1,600)
2%	 Tourism & Attraction Development - Food Van	Economic services		45,960	45,960	878	(45,082)
126%	 Variable Message Sign 1	Law, order, public safety	2	20,000	20,000	25,200	5,200
83%	 Case 2020 Wheel Loader KA25381	Transport		250,000	250,000	206,980	(43,020)
88%	 Purchase of Water Cart	Transport		270,000	270,000	237,460	(32,540)
174%	 (P&G) Fuso Canter (KA 1337)	Other property and services	3	45,000	0	78,150	33,150
163%	 (Syd) Fuso Canter (KA 1808)	Other property and services	3	48,000	0	78,150	30,150
0%	 Skid Steer - Saleyards	Transport	4	0	0	67,126	67,126
0%	 John Deere Backhoe KA25566	Transport	4	0	0	163,810	163,810
0%	 Prado 01Ka	Governance	4	0	0	65,221	65,221
0%	 2. P979 Colorado Ute - net cost KA24568	Other property and services	5	27,800	27,800	0	(27,800)
121%	 3. P508 Mazda BT50 KA277	Other property and services	3	33,000	33,000	39,857	6,857
103%	 4. P733 Ford Ranger KA108	Other property and services		36,000	36,000	37,157	1,157
140%	 5. P732 Ford Ranger KA24621	Other property and services	3	29,000	29,000	40,533	11,533
0%	 Trailer unit to carry fire unit for BFB	Other property and services	5	3,500	3,500	0	(3,500)
100%	 2 x Weather Stations for BFB	Other property and services		9,800	9,800	9,800	0
152%	 Pool Car (KA1100)	Other property and services		16,000	16,000	24,273	8,273
0%	 Trailblazer (KA 189)	Other property and services	3	5,000	5,000	0	(5,000)
0%	 Trailblazer (KA 472)	Other property and services	3	5,000	5,000	0	(5,000)
364%	 Trailblazer (KA 09) * Deferred from 19/20	Other property and services	3	10,000	10,000	36,432	26,432
775%	 Colorado Ute (KA 566)	Other property and services	3	5,000	0	38,740	33,740
258%	 Colorado Ute (KA 369)	Other property and services	3	15,899	0	41,097	25,198
143%	 Colorado Ute (KA 24568) * Deferred from 19/20	Other property and services	3	28,800	0	41,097	12,297
0%	 Pedestrian Roller Compactor (KA8838)	Other property and services		10,000	0	0	(10,000)
109%	 1.5 tonne digger for cemetery	Other property and services		30,000	0	32,750	2,750
Plant Total				1,508,759	761,060	1,828,112	319,353















Capital expenditure total

% of Completion  Level of completion indicator, please see table at the end of this note for further detail.

			Adopted		YTD Actual	Variance (Under)/Over	
Account Description	Program	Key Information Note	Budget	YTD Budget			
Infrastructure - Roads							
0% 	Kowald Road SLK 0.00-4.66 Resheet	Transport	4	0	10,170	10,170	
0% 	Robinson Road SLK 0.00-4.00 (Verge Cleaning & Drainage Improvement)	Transport	4	0	4,346	4,346	
0% 	RRG - Warren Road SLK 0.97-4.8	Transport	5	193,050	112,616	0	
0% 	RRG - Warren Road SLK 4.8-5.6	Transport	5	81,600	47,600	0	
0% 	RRG - Clive Street SLK 0.05-1.93	Transport	5	54,600	54,600	0	
1% 	RRG - Creek Street SLK 0.35-0.5	Transport		34,800	0	425	
0% 	RRG - Fairfield Road SLK 4.7-6.91	Transport		168,000	168,000	0	
0% 	Blackspot - North Coyrecup/Nyabing Road	Transport		75,000	0	0	
0% 	Blackspot - McKenzie/Withers	Transport		63,000	0	0	
31% 	R2R - Wolyaming Road SLK 4.548-11.048	Transport		130,000	60,000	40,082	
3% 	R2R - Langaweira Road	Transport		100,368	0	3,106	
0% 	R2R - Onslow Road SLK 0-1.4	Transport	5	35,000	35,000	0	
60% 	R2R - Lake Coyrecup	Transport		165,000	0	98,665	
0% 	Council Roads - Rogers Avenue (Park St to Harris St)	Transport		75,000	0	0	
0% 	Council Roads - Coate Street (Carew St to Conroy St)	Transport		80,000	0	0	
0% 	Emu Lane Resurfacing	Transport		100,000	0	0	
51% 	Special Projects - Various re-sheets & repairs	Transport		150,000	150,000	76,125	
62% 	Mitigation Works for BFB Near Roundabout	Transport		14,500	0	9,000	
Infrastructure - Roads Total				1,519,918	627,816	241,919	(1,277,999)
Infrastructure - Footpaths							
0% 	Cornwall Street Footpath	Transport	5	200,000	150,000	0	
0% 	Clive Street West Footpath	Transport	5	170,000	70,000	0	
2% 	Federal - Local Roads & Community Infrastructure Expenditure	Transport		351,812	0	6,890	
0% 	Carew Street Asphalt Dual Use Path	Transport	4	0	0	182	
Infrastructure - Footpaths Total				721,812	220,000	7,072	(714,740)

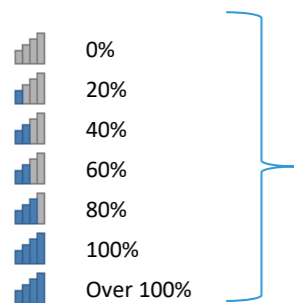
Capital expenditure total

% of Completion  Level of completion indicator, please see table at the end of this note for further detail.

	Account Description	Program	Key Information Note	Adopted		YTD Actual	Variance (Under)/Over
				Budget	YTD Budget		
Infrastructure - Other							
0%	 Paving around Ram & Landscaping Improvements Saleyards	Economic services	4	0	0	40,280	40,280
0%	 Cctv Cameras At Saleyards	Economic services	5	5,200	5,200	0	(5,200)
0%	 Saleyard Sustainable Energy Improvements	Economic services		150,000	0	0	(150,000)
0%	 Katanning Landcare/Katanning Creek Project	Economic services		10,000	0	0	(10,000)
98%	 Standpipe Upgrades	Economic services		200,000	200,000	195,049	(4,951)
1%	 KLC Dam Expansion	Economic services		230,000	0	2,273	(227,727)
0%	 Wayfinding Signage	Economic services	5	20,000	20,000	0	(20,000)
3%	 Tourism Business Promotion	Economic services		50,000	50,000	1,650	(48,350)
0%	 Katanning Art Prize	Economic services	5	20,000	20,000	0	(20,000)
88%	 Variable Message Sign 2	Economic services	2	30,000	30,000	26,460	(3,540)
6%	 Kupara Park	Recreation and culture		80,000	80,000	4,540	(75,460)
0%	 Fencing at Aerodrome	Transport		30,000	0	0	(30,000)
0%	 Airport - Linemarking to meet regulations	Transport		20,000	0	0	(20,000)
120%	 Bunded Fuel Tank at Depot - Unleaded	Transport		6,750	6,750	8,130	1,380
Infrastructure - Other Total				851,950	411,950	278,381	(573,569)
				12,734,757	6,732,389	6,616,989	(12,235,536)

KEY INFORMATION

- Heritage project - 2019/20 project costs have been finalised; 2020/21 budget will be amended in the budget review.
- Variable message signs - one under budget and one over budget.
- Budgeted as net changeover. Will be addressed in the budget review.
- Expenditure relating to 2019/20 budget. Will be addressed in the budget review.
- Project has not yet commenced.



Percentage Year to Date Actual to Annual Budget expenditure where the expenditure over budget highlighted in red.

NOTES TO THE STATEMENT OF FINANCIAL ACTIVITY
FOR THE PERIOD ENDED 31 JANUARY 2021

Repayments - borrowings

Information on borrowings Particulars	Loan No.	1 July 2020	New Loans		Principal Repayments		Principal Outstanding		Interest Repayments	
			Actual	Budget	Actual	Budget	Actual	Budget	Actual	Budget
		\$	\$	\$	\$	\$	\$	\$	\$	
Governance										
New Admin Building	158	2,325,940	0	0	45,601	92,069	2,280,339	2,233,871	52,418	87,519
Aged & Key Worker Accommodation	159	0	710,000	710,000	0	40,431	710,000	669,569	0	15,399
Recreation and culture										
Katanning Aquatic Centre	148	0			0	0	0	0	88	0
Other property and services										
Road Sweeper	156	121,030	0	0	29,714	59,787	91,316	61,243	1,988	2,569
Tipping Truck	157	78,942	0	0	19,381	38,997	59,561	39,945	1,297	1,676
WaterCart	160	0	170,000	170,000	0	15,376	170,000	154,624	0	3,660
CAT Grader (1DPP247)	161	0	250,000	250,000	0	22,611	250,000	227,389	0	5,376
Total		2,525,912	1,130,000	1,130,000	94,696	269,271	3,561,216	3,386,641	55,791	116,200
Current borrowings		269,271					96,157			
Non-current borrowings		2,256,641					3,465,059			
		2,525,912					3,561,216			

All debenture repayments were financed by general purpose revenue.

New borrowings 2020-21

Particulars	Amount Borrowed	Amount Borrowed	Institution	Loan Type	Term Years	Total Interest & Charges	Interest Rate	Amount (Used)		Balance Unspent
	Actual	Budget						Actual	Budget	
	\$	\$				\$	%	\$	\$	\$
Aged & Key Worker Accommodation	710,000	710,000	WATC	Debenture	15	15,399	2.20	710,000	710,000	0
WaterCart	170,000	170,000	WATC	Debenture	10	3,660	2.20	170,000	170,000	0
CAT Grader (1DPP247)	250,000	250,000	WATC	Debenture	10	5,376	2.20	250,000	250,000	0
	1,130,000	1,130,000				24,435		1,130,000	1,130,000	0

Unspent borrowings

The Shire has no unspent debenture funds as at 30th June 2020, nor is it expected to have unspent funds as at 30th June 2021.

KEY INFORMATION

All loans and borrowings are initially recognised at the fair value of the consideration received less directly attributable transaction costs. After initial recognition, interest-bearing loans and borrowings are subsequently measured at amortised cost using the effective interest method. Fees paid on the establishment of loan facilities that are yield related are included as part of the carrying amount of the loans and borrowings.

**NOTES TO THE STATEMENT OF FINANCIAL ACTIVITY
FOR THE PERIOD ENDED 31 JANUARY 2021**

10.2.2
FINANCING ACTIVITIES
NOTE 10
LEASE LIABILITIES

Movement in carrying amounts

Information on leases Particulars	Lease No.	1 July 2020	New Leases		Principal Repayments		Principal Outstanding		Interest Repayments	
			Actual	Budget	Actual	Budget	Actual	Budget	Actual	Budget
		\$	\$	\$	\$	\$	\$	\$	\$	
Law, order, public safety										
CESM Vehicle - Isuzu D-Max Ute	522401/003	44,428	0	0	5,581	9,903	38,847	34,525	1,490	2,643
Community amenities										
LCDC Vehicle - Holden Colorado	1706081/1	4,010	0	0	2,176	3,731	1,834	279	0	0
Recreation and culture										
Matrix Spin Bicycles (x11)	41	9,870	0	0	0	0	9,870	9,870	3,343	4,899
Total		58,308	0	0	7,757	13,634	50,551	44,674	4,833	7,542
Current lease liabilities		19,589					11,831			
Non-current lease liabilities		38,719					38,719			
		58,308					50,550			

All lease repayments were financed by general purpose revenue.

KEY INFORMATION

At inception of a contract, the Shire assesses if the contract contains or is a lease. A contract is, or contains, a lease if the contract conveys the right to control the use of an identified asset for a period of time in exchange for consideration. At the commencement date, a right of use asset is recognised at cost and lease liability at the present value of the lease payments that are not paid at that date. The lease payments are discounted using that date. The lease payments are discounted using the interest rate implicit in the lease, if that rate can be readily determined. If that rate cannot be readily determined, the Shire uses its incremental borrowing rate.

All contracts classified as short-term leases (i.e. a lease with a remaining term of 12 months or less) and leases of low value assets are recognised as an operating expense on a straight-line basis over the term of the lease.

**NOTES TO THE STATEMENT OF FINANCIAL ACTIVITY
FOR THE PERIOD ENDED 31 JANUARY 2021**

Cash backed reserve

Reserve name	Opening Balance	Budget Interest Earned	Actual Interest Earned	Budget Transfers In (+)	Actual Transfers In (+)	Budget Transfers Out (-)	Actual Transfers Out (-)	Budget Closing Balance	Actual YTD Closing Balance
	\$	\$	\$	\$	\$	\$	\$	\$	\$
Plant Replacement Reserve	976,153	9,765	668	(579)	0	(447,999)	0	537,340	976,821
Employee Leave Reserve	749,637	7,420	513	25,000	0	0	0	782,057	750,150
Amherst Village Building Maintenance Rese	104,444	1,045	71	0	0	(58,210)	0	47,279	104,515
Amherst Village Refundable Deposits Reser	1,030,341	10,311	706	0	0	0	0	1,040,652	1,031,047
Saleyard Reserve	1,048,271	10,490	719	0	0	0	0	1,058,761	1,048,990
Waste Management Reserve	1,158,216	11,589	794	0	0	(565,000)	0	604,805	1,159,010
Land & Building Reserve	2,440,279	24,420	1,673	510,000	0	(106,000)	0	2,868,699	2,441,952
Land & Building Facilities for Seniors Reserv	638,305	6,387	437	0	0	(125,000)	0	519,692	638,742
New Saleyard Reserve	573,521	5,739	394	270,000	0	(150,000)	0	699,260	573,915
Christmas Decoration Reserve	30,900	309	21	10,000	0	0	0	41,209	30,921
GRV Revaluation Reserve	21,447	215	14	20,000	0	0	0	41,662	21,461
Quartermaine Oval Reserve	146,755	1,468	100	50,000	0	0	0	198,223	146,855
KLC Facilities Reserve	157,022	1,571	108	50,000	0	(2,500)	0	206,093	157,130
Election Reserve	9,872	99	7	10,000	0	0	0	19,971	9,879
Library Building Reserve	15,293	153	10	2,500	0	(8,000)	0	9,946	15,303
Community & Economic Development Proje	268,831	2,688	185	0	0	0	0	271,519	269,016
Lake Ewlyamartup Facilities Reserve	0	0	0	10,000	0	0	0	10,000	0
Parks & Playgrounds Reserve	0	0	0	30,584	0	0	0	30,584	0
Katanning Aquatic Centre Reserve	0	0	0	30,584	0	0	0	30,584	0
	9,369,287	93,669	6,420	1,018,089	0	(1,462,709)	0	9,018,336	9,375,707

Other current liabilities	Note	Opening Balance 1 July 2020	Liability Increase	Liability Reduction	Closing Balance 31 January 2021
		\$	\$	\$	\$
Contract liabilities					
Unspent grants, contributions and reimbursements					
- operating	13	273,327	0	0	273,327
- non-operating	14	551,153	0	0	551,153
Total unspent grants, contributions and reimbursements		824,480	0	0	824,480
Provisions					
Annual leave		369,929			369,929
Long service leave		288,046		(11,311)	276,735
Total Provisions		657,975	0	(11,311)	646,664
Total other current assets		1,482,455	0	(11,311)	1,471,144

Amounts shown above include GST (where applicable)

A breakdown of contract liabilities and associated movements is provided on the following pages at Note 13 and 14

KEY INFORMATION

Provisions

Provisions are recognised when the Shire has a present legal or constructive obligation, as a result of past events, for which it is probable that an outflow of economic benefits will result and that outflow can be reliably measured.

Provisions are measured using the best estimate of the amounts required to settle the obligation at the end of the reporting period.

Employee benefits

Short-term employee benefits

Provision is made for the Shire's obligations for short-term employee benefits. Short-term employee benefits are benefits (other than termination benefits) that are expected to be settled wholly before 12 months after the end of the annual reporting period in which the employees render the related service, including wages, salaries and sick leave. Short-term employee benefits are measured at the (undiscounted) amounts expected to be paid when the obligation is settled.

The Shire's obligations for short-term employee benefits such as wages, salaries and sick leave are recognised as a part of current trade and other payables in the calculation of net current assets.

Other long-term employee benefits

The Shire's obligations for employees' annual leave and long service leave entitlements are recognised as provisions in the statement of financial position.

Long-term employee benefits are measured at the present value of the expected future payments to be made to employees. Expected future payments incorporate anticipated future wage and salary levels, durations of service and employee departures and are discounted at rates determined by reference to market yields at the end of the reporting period on government bonds that have maturity dates that approximate the terms of the obligations. Any remeasurements for changes in assumptions of obligations for other long-term employee benefits are recognised in profit or loss in the periods in which the changes occur. The Shire's obligations for long-term employee benefits are presented as non-current provisions in its statement of financial position, except where the Shire does not have an unconditional right to defer settlement for at least 12 months after the end of the reporting period, in which case the obligations are presented as current provisions.

Contract liabilities

An entity's obligation to transfer goods or services to a customer for which the entity has received consideration (or the amount is due) from the customer. Grants to acquire or construct recognisable non-financial assets to identified specifications be constructed to be controlled by the Shire are recognised as a liability until such time as the Shire satisfies its obligations under the agreement.

**NOTES TO THE STATEMENT OF FINANCIAL ACTIVITY
FOR THE PERIOD ENDED 31 JANUARY 2021**

NOTE 13

OPERATING GRANTS AND CONTRIBUTIONS

Provider	Unspent operating grant, subsidies and contributions liability					Operating grants, subsidies and contributions revenue		
	Liability	Increase	Liability	Liability	Current	Adopted Budget	YTD	YTD Revenue
	1 July 2020	in Liability	Reduction (As revenue)	31 Jan 2021	Liability 31 Jan 2021	Revenue	Budget	Actual
	\$	\$	\$	\$	\$	\$	\$	\$
Operating grants and subsidies								
Governance								
KCC Redevelopment Project Grant Revenue - Auspicing (S	170,000	0	0	170,000	170,000	170,000	170,000	0
General purpose funding								
General Purpose Grant (GPF)	0	0	0	0	0	714,269	357,134	362,160
Untied Road Grant (GPF)	0	0	0	0	0	217,778	108,890	110,953
Special Bridge Grant (FAGS)	35,545	0	0	35,545	35,545	0	0	0
Law, order, public safety								
BFB LGGS Income	0	0	0	0	0	41,781	20,890	19,115
Cat Act Implementation Project (inc)	254	0	0	254	254	254	254	0
Driver Reviver Signage	20,000	0	0	20,000	20,000	20,000	20,000	0
Education and welfare								
Fostering Integration Grant Income	1,291	0	0	1,291	1,291	1,291	1,291	0
National Youth Week Grant Income (CDOW)	0	0	0	0	0	1,000	581	0
NAIDOC Week Grant Income (CDOW)	1,091	0	0	1,091	1,091	1,091	1,091	0
Thank-A-Volunteer Day Grant Income	0	0	0	0	0	1,500	1,500	700
Piaf Grant Income	1,000	0	0	1,000	1,000	1,000	1,000	0
Youth Engagement Grant Income	0	0	0	0	0	10,000	5,831	0
Covid Crisis Relief - Lotterywest	0	0	0	0	0	20,000	20,000	0
Cultural Awareness	0	0	0	0	0	20,000	20,000	0
Covid 19 Community Relief	0	0	0	0	0	20,000	20,000	21,890
Grant Income Indigenous Governance	3,500	0	0	3,500	3,500	3,500	3,500	0
Harmony Festival Grant Income (CDOW)	7,595	0	0	7,595	7,595	7,595	4,431	0
All Ways 5 Days Project Income (CDOW)	5,130	0	0	5,130	5,130	5,130	5,130	0
Recreation and culture								
Sports Engagement & Inclusion Program	0	0	0	0	0	89,572	89,572	67,179
International People With Disabilities Day	0	0	0	0	0	0	0	1,000
Kidsport	332	0	0	332	332	332	332	0
Get Online Week Grant	180	0	0	180	180	180	180	0
Regional Venues Improvement Fund Grant	70	0	0	70	70	5,070	5,070	25,700
RETB Exhibition Reimbursements	0	0	0	0	0	3,000	3,000	6,272

**NOTES TO THE STATEMENT OF FINANCIAL ACTIVITY
FOR THE PERIOD ENDED 31 JANUARY 2021**

NOTE 13

OPERATING GRANTS AND CONTRIBUTIONS

Provider	Unspent operating grant, subsidies and contributions liability					Operating grants, subsidies and contributions revenue		
	Liability 1 July 2020	Increase in Liability	Liability Reduction (As revenue)	Liability 31 Jan 2021	Current Liability 31 Jan 2021	Adopted Budget Revenue	YTD Budget	YTD Revenue Actual
	\$	\$	\$	\$	\$	\$	\$	\$
Transport								
Community Safe Speed Promise Grant	1,004	0	0	1,004	1,004	1,004	0	
Direct Road Grant (MRBD)	0	0	0	0	0	110,000	123,752	
Street Light Subsidy (MRBD)	0	0	0	0	0	2,367	2,010	
Economic services								
BBRF - Economic Innovation	0	0	0	0	0	19,000	12,500	
Tourism Attraction And Development Grant	0	0	0	0	0	80,000	0	
Wheatbelt NRM - Lake Ewlyamartup	3,782	0	0	3,782	3,782	3,783	0	
Auspicing - Hidden Treasures (TOU)	13,015	0	0	13,015	13,015	13,015	0	
	263,789	0	0	263,789	263,789	1,583,511	999,481	753,230
Operating contributions								
Governance								
ADM - LSL Reimbursement	0	0	0	0	0	0	12,463	
Insurance Scheme Surplus (ADM)	0	0	0	0	0	28,478	34,780	
General purpose funding								
ESL Commission (GPF)	0	0	0	0	0	4,000	4,000	
Rates Legal Fees Reimbursement (GPI)	0	0	0	0	0	30,000	16,936	
Law, order, public safety								
CESM Contributions & Reimbursements	0	0	0	0	0	113,983	67,975	
Emergency Incidents Reimbursements (FPV)	0	0	0	0	0	5,000	0	
Education and welfare								
Youth Activities Grant Income (CDOW)	9,538	0	0	9,538	9,538	42,208	24,911	
Seniors Week Grant Income (CDOW)	0	0	0	0	0	1,000	0	
Harmony Festival Contributions (CDOW)	0	0	0	0	0	51,000	2,864	
Community amenities								
LCDC Vehicle Lease Reimbursement (POE)	0	0	0	0	0	3,731	2,176	
Transport								
Commissions & Contributions (TPL)	0	0	0	0	0	90,000	50,064	
	9,538	0	0	9,538	9,538	369,401	241,178	216,168
TOTALS	273,327	0	0	273,327	273,327	1,952,912	1,240,659	969,399

NOTES TO THE STATEMENT OF FINANCIAL ACTIVITY
FOR THE PERIOD ENDED 31 JANUARY 2021

NON-OPERATING GRANTS AND CONTRIBUTIONS

Provider	Unspent non operating grants, subsidies and contributions liability					Non operating grants, subsidies and contributions revenue		
	Liability 1 July 2020	Increase in Liability	Liability Reduction (As revenue)	Liability 31 Jan 2021	Current Liability 31 Jan 2021	Adopted Budget Revenue	YTD Budget	YTD Revenue Actual
	\$	\$	\$	\$	\$	\$	\$	\$
Non-operating grants and subsidies								
Governance								
Heritage Centre Project DPIRD Grant Funds (ST)	0	0	0	0	0	2,083,354	2,083,354	2,083,354
Heritage Centre Project Other Grant Funds (ST)	0	0	0	0	0	966,037	563,521	513,951
Great Southern Aged Accommodation Project R	0	0	0	0	0	1,668,693	834,346	334,751
Health								
Medical Centre	499,307	0	0	499,307	499,307	499,307	291,263	0
Community amenities								
CLGF Regional re Regional Waste Initiative Incon	0	0	0	0	0	148,350	148,350	58,745
Transport								
Regional Road Group Funding (CRBD)	0	0	0	0	0	354,700	141,880	141,880
Black Spot Funding (R.R.G.)	0	0	0	0	0	92,000	92,000	36,800
Roads to Recovery Funding (CRBD)	26,846	0	0	26,846	26,846	338,736	338,736	0
Grant Income (AERO)	0	0	0	0	0	15,000	15,000	0
Economic services								
Tourism Attraction And Development Grant Incc	25,000	0	0	25,000	25,000	10,960	10,960	0
Drought Affected Communities Grant	0	0	0	0	0	1,000,000	1,000,000	454,545
Local Roads & Community Infrastructure Grant	0	0	0	0	0	351,812	351,812	159,915
	551,153	0	0	551,153	551,153	7,528,949	5,871,222	3,783,941
Non-operating contributions								
Recreation and culture								
Contribution towards KCC Clubhouse (ORS)	0	0	0	0	0	309,083	309,083	0
	0	0	0	0	0	309,083	309,083	0
TOTALS	551,153	0	0	551,153	551,153	7,838,032	6,180,305	3,783,941

**NOTES TO THE STATEMENT OF FINANCIAL ACTIVITY
FOR THE PERIOD ENDED 31 JANUARY 2021**

Funds held at balance date over which the Shire has no control and which are not included in this statement are as follows:

Description	Opening Balance 1 July 2020	Amount Received	Amount Paid	Closing Balance 31 Jan 2021
	\$	\$	\$	\$
Carpark Contribution Liability	8,168	0	0	8,168
Public Open Space Contribution Liability A/c	38,000	0	0	38,000
	46,168	0	0	46,168

KEY INFORMATION

Accounts deemed to not be Trust through the final audit process are now held as municipal funds:
Ag Society Contributions, Katanning Cinema Project Contributions, Local Fire Brigade Funds.

**NOTES TO THE STATEMENT OF FINANCIAL ACTIVITY
FOR THE PERIOD ENDED 31 JANUARY 2021**

10.2.2 NOTE 16
BUDGET AMENDMENTS

There have been no amendments to the original budget since budget adoption.

**NOTES TO THE STATEMENT OF FINANCIAL ACTIVITY
FOR THE PERIOD ENDED 31 JANUARY 2021**

10.2.2
NOTE 17
EXPLANATION OF MATERIAL VARIANCES

The material variance thresholds are adopted annually by Council as an indicator of whether the actual expenditure or revenue varies from the year to date Actual materially.

The material variance adopted by Council for the 2020-21 year is \$10,000 or 10.00% whichever is the greater.

Reporting Program	Var. \$	Var. %	Timing/ Permanent	Explanation of Variance
	\$	%		
Revenue from operating activities				
Governance	(99,038)	(42.23%)	▼ Permanent	Grant funding for KCC Redevelopment project received in prior FY's, currently reflected in Contract Liabilities and will be recognised as revenue when expended (\$170,000). Unbudgeted contribution to Rotary wheel received (\$19,793), ATO refund (\$31,457) and staff long service leave reimbursements from other Councils (\$12,463), which will be accounted for in the budget review.
General purpose funding - rates	(43,752)	(1.03%)	Permanent	Rates writeoff (July OCM) and rates exemptions (August OCM) unbudgeted.
General purpose funding - other	(41,684)	(6.70%)	Permanent	Reserves and municipal interest lower than budgeted, low interest rates and no current multi-month investments (\$63,390 variance). Rates interest over budget (\$19,449 variance) and will be reviewed.
Law, order and public safety	(9,291)	(6.98%)	Timing	CESM reimbursement greater than ytd budget (\$10,983 variance). Grant funding (\$20,000) for the mobile messaging trailer to be transferred from Contract liabilities.
Health	(1,425)	(96.48%)		No material variances.
Education and welfare	(114,080)	(69.00%)	▼ Timing	Awaiting a covid relief grant (\$20,000), cultural awareness grant (\$20,000) and Harmony Festival grants (\$52,567).
Housing	(41,631)	(39.11%)	▼ Permanent	Other tenancy arrangements (AMV) full year budget of \$10,120 will be referred to budget review as the income relating to this is reflected in account Tenants Fee (AMV).
Community amenities	(3,330)	(0.38%)	Permanent	Planning assessment fees exceeding full year budget (\$5,481).
Recreation and culture	(85,414)	(24.84%)	▼ Permanent	Art on the Move funding unbudgeted in 2020/21 (\$25,700). Revenue relating to the Piesse Park Irrigation Project was processed in FY 2019/20 as per audit processes. Both referred to budget review. Sports Engagement & Inclusion Program funding has not yet been fully received (\$22,393).
Transport	180,526	105.83%	▲ Permanent	Proceeds from the disposal of assets budgeted under Other Property and Services, but processed under Transport. Referred to the budget review to move to this reporting program. Direct road grant received greater than budgeted (\$13,752).
Economic services	(69,838)	(16.62%)	▼ Permanent	Standpipe revenue under budget (\$28,406 variance) awaiting recovery of usage data from some standpipes. Bloom Festival grant funding not received (\$7,595). Saleyards fees for January yet to be invoiced (\$47,686), and truckwash income higher than YTD budget (\$10,087).
Other property and services	(122,583)	(105.26%)	▼ Permanent	Proceeds from the disposal of assets (\$133,540) and profit on sale of assets (\$88,040) will be processed once audit has been finalised. Fuel rebate lower than budgeted (\$20,264 variance) and will be referred to the budget review.

**NOTES TO THE STATEMENT OF FINANCIAL ACTIVITY
FOR THE PERIOD ENDED 31 JANUARY 2021**

10.22

NOTE 17

EXPLANATION OF MATERIAL VARIANCES

The material variance thresholds are adopted annually by Council as an indicator of whether the actual expenditure or revenue varies from the year to date Actual materially.

The material variance adopted by Council for the 2020-21 year is \$10,000 or 10.00% whichever is the greater.

Reporting Program	Var. \$	Var. %	Timing/ Permanent	Explanation of Variance
	\$	%		
Expenditure from operating activities				
Governance	(121,822)	(15.70%)	▼ Permanent	Depreciation will be processed following the finalisation of the audit. Admin Salary costs (\$30,382) under budget. Computer software subscriptions are over budget by timing. Professional services are over full year budget (\$15,000), Consultants (\$16,500) and integrated planning (\$30,000) under budget. The final audit fees will be invoiced upon completion of the audit (\$64,640).
General purpose funding	(35,374)	(20.76%)	▼ Timing	Administration allocation less than budgeted ytd, anticipate to meet full year budget (\$35,216).
Law, order and public safety	(98,004)	(28.36%)	▼ Timing	Depreciation will be processed following the finalisation of the audit. Works program fire prevention lower than YTD budget (\$17,716).
Health	(37,859)	(29.74%)	▼ Timing	Depreciation will be processed following the finalisation of the audit. Health Consultants budget has not yet been expended (\$30,000).
Education and welfare	(171,705)	(49.41%)	▼ Timing	Depreciation will be processed following the finalisation of the audit. Expenditure on Harmony Festival (\$34,785 variance), COVID community relief grant (\$20,000) cultural awareness grant (\$20,000) and other community projects (\$10,741) below YTD budget.
Housing	(216,919)	(48.32%)	▼ Permanent	Depreciation will be processed following the finalisation of the audit. Loss on sale of asset will be processed once audit has been finalised (\$126,618).
Community amenities	(128,246)	(17.51%)	▼ Timing	Depreciation will be processed following the finalisation of the audit. Works Program refuse site under budget allocation (\$28,423 variance).
Recreation and culture	(1,042,739)	(43.57%)	▼ Permanent	Depreciation will be processed following the finalisation of the audit. KAC Maintenance above full budget (\$7,621). Works Program - other reserves over budget (\$82,190). Sports Engagement Officer expenditure below budget due to timing of commencement (\$51,179).
Transport	(1,681,731)	(66.92%)	▼ Timing	Depreciation will be processed following the finalisation of the audit. Timing of works program; Footpath maintenance is below budget (\$78,409) and rural roads maintenance is under budget (\$18,519). Airport asset management plan is yet to commence (\$20,000).
Economic services	(496,759)	(55.14%)	▼ Timing	Depreciation will be processed following the finalisation of the audit. Rural utilities under budget (\$21,558 variance), spread evenly across FY but higher standpipe use occurs December - April. Saleyard plant expenses below budget (\$21,981 variance). Visitor servicing under budget (\$11,669). BBRF funding expenditure has not commenced (\$19,000).
Other property and services	(310,218)	(243.94%)	▼ Timing	Depreciation will be processed following the finalisation of the audit. Fuel purchases under budget (\$62,957).

**NOTES TO THE STATEMENT OF FINANCIAL ACTIVITY
FOR THE PERIOD ENDED 31 JANUARY 2021**

EXPLANATION OF MATERIAL VARIANCES

The material variance thresholds are adopted annually by Council as an indicator of whether the actual expenditure or revenue varies from the year to date Actual materially.

The material variance adopted by Council for the 2020-21 year is \$10,000 or 10.00% whichever is the greater.

Reporting Program	Var. \$	Var. %	Timing/ Permanent	Explanation of Variance
	\$	%		
Investing activities				
Proceeds from non-operating grants, subsidies and contributions	(2,396,364)	(38.77%)	▼ Timing	Timing of budget allocations. KCC clubhouse contribution has not yet been recouped (\$309,083). Roads grants (\$393,936 variance) have not yet been received, awaiting finalisation of grant acquittal. Part payments of the drought affected communities grant (\$545,455 variance), GS aged accommodation project (\$499,595 variance) regional waste initiative (\$89,605 variance) and local roads and community infrastructure grant (\$191,897 variance) have been received. Grant funding for the medical centre was received last FY and will be moved from contract liabilities as the project is expended (\$291,263 variance).
Proceeds from disposal of assets	100,222	21.59%	▲ Timing	Proceeds from disposal of assets will be processed once the audit has been finalised.
Payments for property, plant and equipment and infrastructure	(115,400)	(1.71%)	Timing	Variances relating to the timing of expenditure on large projects (under ytd budget - Heritage, medical centre, over ytd budget - accommodation), plant purchases (over budget - \$1,067,052 variance due to carry forward projects), footpath projects that have not commenced (\$212,928) and roads under budget (\$385,897).
Financing activities				
Transfer from reserves	(793,480)	(100.00%)	▼ Timing	Timing, transfers will be carried out as projects are complete.
Transfer to reserves	(560,666)	(98.87%)	▼ Timing	Timing, transfers will be carried out during 2021.



Shire of
Katanning
Heart of the Great Southern

Monthly Statement of Financial Activity
For the period ended
31 December 2020



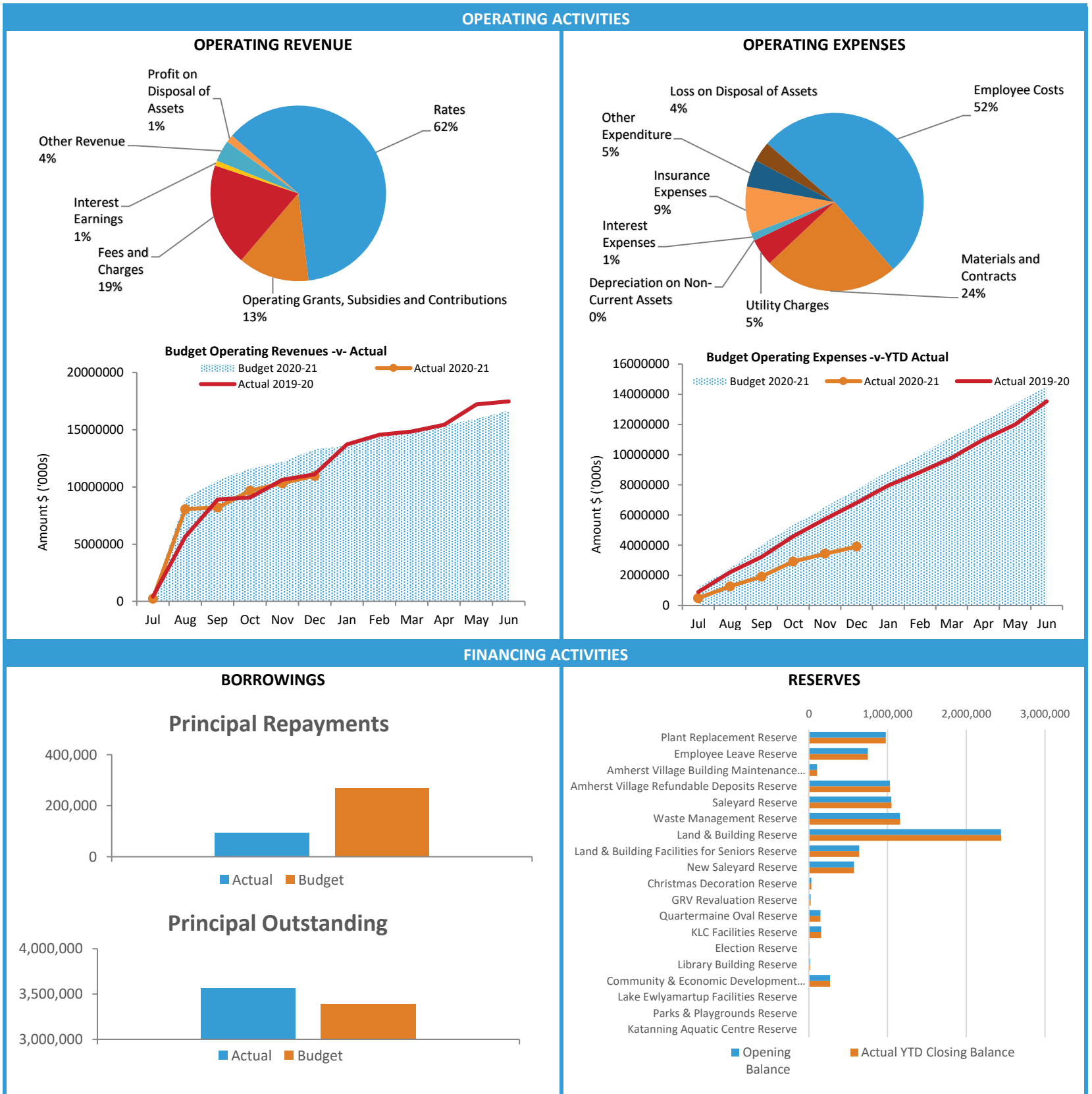


MONTHLY FINANCIAL REPORT
(Containing the Statement of Financial Activity)
For the period ending 31 December 2020

LOCAL GOVERNMENT ACT 1995
LOCAL GOVERNMENT (FINANCIAL MANAGEMENT) REGULATIONS 1996

TABLE OF CONTENTS

Statement of Financial Activity by Program	5
Statement of Financial Activity by Nature or Type	7
Basis of Preparation	8
Note 1 Statement of Financial Activity Information	9
Note 2 Cash and Financial Assets	10
Note 3 Receivables	11
Note 4 Other Current Assets	13
Note 5 Payables	14
Note 6 Rate Revenue	15
Note 7 Disposal of Assets	16
Note 8 Capital Acquisitions	17
Note 9 Borrowings	22
Note 10 Lease Liabilities	23
Note 11 Cash Reserves	24
Note 12 Other Current Liabilities	25
Note 13 Operating grants and contributions	26
Note 14 Non operating grants and contributions	28
Note 15 Trust Fund	29
Note 16 Budget Amendments	30
Note 17 Explanation of Material Variances	31



This information is to be read in conjunction with the accompanying Financial Statements and Notes.

Funding surplus / (deficit) Components

Funding surplus / (deficit)

	Adopted Budget	YTD Budget (a)	YTD Actual (b)	Var. \$ (b)-(a)
Opening	\$2.48 M	\$2.48 M	\$2.51 M	\$0.04 M
Closing	\$0.00 M	\$7.77 M	\$5.14 M	(\$2.63 M)

Refer to Statement of Financial Activity

Cash and cash equivalents

	Amount	% of total
Total	\$17.88 M	
Unrestricted Cash	\$4.03 M	22.5%
Restricted Cash	\$13.86 M	77.5%

Refer to Note 2 - Cash and Financial Assets

Payables

	Amount	% Outstanding
Total	\$6.10 M	
Trade Payables	\$0.34 M	
Over 30 Days		0.0%
Over 90 Days		1%

Refer to Note 5 - Payables

Receivables

	Amount	% Collected
Total	\$0.67 M	
Rates Receivable	\$1.71 M	64.8%
Trade Receivable	\$0.67 M	
Over 30 Days		88.6%
Over 90 Days		82.4%

Refer to Note 3 - Receivables

Key Operating Activities

Amount attributable to operating activities

Adopted Budget	YTD Budget (a)	YTD Actual (b)	Var. \$ (b)-(a)
\$0.47 M	\$2.74 M	\$2.77 M	\$0.03 M

Refer to Statement of Financial Activity

Rates Revenue

	YTD Actual	YTD Budget	% Variance
	\$4.19 M	\$4.23 M	(1.0%)

Refer to Note 6 - Rate Revenue

Operating Grants and Contributions

	YTD Actual	YTD Budget	% Variance
	\$0.89 M	\$1.20 M	(26.0%)

Refer to Note 13 - Operating Grants and Contributions

Fees and Charges

	YTD Actual	YTD Budget	% Variance
	\$1.28 M	\$1.20 M	6.9%

Refer to Statement of Financial Activity

Key Investing Activities

Amount attributable to investing activities

Adopted Budget	YTD Budget (a)	YTD Actual (b)	Var. \$ (b)-(a)
(\$4.14 M)	\$1.29 M	(\$1.17 M)	(\$2.45 M)

Refer to Statement of Financial Activity

Proceeds on sale

	YTD Actual	Adopted Budget	%
	\$0.49 M	\$0.76 M	(35.1%)

Refer to Note 7 - Disposal of Assets

Asset Acquisition

	YTD Actual	Adopted Budget	% Spent
	\$5.44 M	\$12.73 M	(57.3%)

Refer to Note 8 - Capital Acquisition

Capital Grants

	YTD Actual	Adopted Budget	% Received
	\$3.78 M	\$7.84 M	(51.7%)

Refer to Note 8 - Capital Acquisition

Key Financing Activities

Amount attributable to financing activities

Adopted Budget	YTD Budget (a)	YTD Actual (b)	Var. \$ (b)-(a)
\$1.20 M	\$1.26 M	\$1.02 M	(\$0.24 M)

Refer to Statement of Financial Activity

Borrowings

Principal repayments	\$0.09 M
Interest expense	\$0.06 M
Principal due	\$3.56 M

Refer to Note 9 - Borrowings

Reserves

Reserves balance	\$9.38 M
Interest earned	\$0.01 M

Refer to Note 11 - Cash Reserves

Lease Liability

Principal repayments	\$0.01 M
Interest expense	\$0.00 M
Principal due	\$0.05 M

Refer to Note 10 - Lease Liabilities

This information is to be read in conjunction with the accompanying Financial Statements and notes.

**KEY TERMS AND DESCRIPTIONS
FOR THE PERIOD ENDED 31 DECEMBER 2020**

STATUTORY REPORTING PROGRAMS

Shire operations as disclosed in these financial statements encompass the following service orientated activities/programs.

PROGRAM NAME AND OBJECTIVES

ACTIVITIES

GOVERNANCE

To provide a decision making process for the efficient allocation of scarce resources.

Administration and operation of facilities and services to members of Council. Other costs that relate to the tasks of assisting elected members and ratepayers on matters which do not concern specific council services.

GENERAL PURPOSE FUNDING

To collect revenue to allow for the provision of services.

Rates, general purpose government grants and interest revenue.

LAW, ORDER, PUBLIC SAFETY

To provide services to help ensure a safer and environmentally conscious community.

Supervision and enforcement of various local laws relating to fire prevention, animal control and other aspects of public safety including emergency services.

HEALTH

To provide an operational framework for environmental and community health.

Food quality and pest control, inspection of abattoir and operation of child health clinic, analytical testing and Environmental Health administration.

EDUCATION AND WELFARE

To provide services to disadvantaged persons, the elderly, children and youth.

Year round care, housing for the aged and educational services.

HOUSING

To provide and maintain staff and elderly residents housing.

Provision and maintenance of staff and elderly residents housing.

COMMUNITY AMENITIES

To provide services required by the community.

Rubbish and recycling collection services, operation of rubbish disposal site, litter control, construction and maintenance of urban storm water drains, protection of the environment and administration of town planning schemes, cemetery and public conveniences.

RECREATION AND CULTURE

To establish and effectively manage infrastructure and resource which will help the social well being of the community.

Maintenance of town hall, public halls, civic centres, aquatic centre, recreation centres and various sporting facilities. Provision and maintenance of parks, gardens and playgrounds. Operation of library, art gallery and other cultural facilities.

TRANSPORT

To provide safe, effective and efficient transport services to the community.

Construction and maintenance of roads, streets, bridges, footpaths, depot, airport and traffic control. Cleaning of streets and maintenance of street trees and street lighting. Purchase and disposal of Council's Road Plant.

ECONOMIC SERVICES

To help promote the Shire and its economic wellbeing.

Tourism and area promotion. Maintenance and operation of the Saleyards. Building Control. Provision of rural services including weed control, vermin control and standpipes.

OTHER PROPERTY AND SERVICES

To monitor and control Council's overheads operating accounts.

Private works operation, plant repair and operational costs and engineering operation costs.

**STATEMENT OF FINANCIAL ACTIVITY
FOR THE PERIOD ENDED 31 DECEMBER 2020**

STATUTORY REPORTING PROGRAMS

	Ref Note	Adopted Budget	YTD Budget (a)	YTD Actual (b)	Var. \$ (b)-(a)	Var. % (b)-(a)/(a)	Var.
		\$	\$	\$	\$	%	
Opening funding surplus / (deficit)	1(c)	2,475,548	2,475,548	2,511,243	35,695	1.44%	
Revenue from operating activities							
Governance		276,495	215,654	135,289	(80,365)	(37.27%)	▼
General purpose funding - general rates	6	4,234,971	4,232,364	4,188,677	(43,687)	(1.03%)	
General purpose funding - other		1,192,931	608,262	573,555	(34,707)	(5.71%)	
Law, order and public safety		237,218	120,230	42,372	(77,858)	(64.76%)	▼
Health		2,550	1,266	52	(1,214)	(95.89%)	
Education and welfare		193,815	153,516	48,755	(104,761)	(68.24%)	▼
Housing		182,423	91,230	56,456	(34,774)	(38.12%)	▼
Community amenities		938,144	868,951	869,351	400	0.05%	
Recreation and culture		415,066	324,495	241,439	(83,056)	(25.60%)	▼
Transport		215,971	162,296	311,485	149,189	91.92%	▲
Economic services		787,482	358,732	329,942	(28,790)	(8.03%)	
Other property and services		146,462	110,461	(12,665)	(123,126)	(111.47%)	▼
		8,823,528	7,247,457	6,784,708	(462,749)		
Expenditure from operating activities							
Governance		(1,175,403)	(669,484)	(592,440)	(77,044)	(11.51%)	▼
General purpose funding		(295,149)	(147,038)	(123,401)	(23,637)	(16.08%)	▼
Law, order and public safety		(568,163)	(298,905)	(217,426)	(81,479)	(27.26%)	▼
Health		(193,486)	(114,049)	(81,850)	(32,199)	(28.23%)	▼
Education and welfare		(547,531)	(308,953)	(158,801)	(150,152)	(48.60%)	▼
Housing		(577,900)	(423,567)	(222,861)	(200,706)	(47.38%)	▼
Community amenities		(1,199,431)	(636,652)	(534,546)	(102,106)	(16.04%)	▼
Recreation and culture		(4,011,072)	(2,033,002)	(1,169,006)	(863,996)	(42.50%)	▼
Transport		(4,306,153)	(2,153,633)	(768,208)	(1,385,425)	(64.33%)	▼
Economic services		(1,511,717)	(779,928)	(365,115)	(414,813)	(53.19%)	▼
Other property and services		(116,565)	(130,538)	183,953	(314,491)	(240.92%)	▼
		(14,502,570)	(7,695,749)	(4,049,701)	3,646,048		
Non-cash amounts excluded from operating activities	1(a)	6,144,973	3,190,978	38,498	(3,152,480)	(98.79%)	▼
Amount attributable to operating activities		465,931	2,742,686	2,773,505	30,819		
Investing Activities							
Proceeds from non-operating grants, subsidies and contributions	14	7,838,032	6,047,233	3,783,941	(2,263,292)	(37.43%)	▼
Proceeds from disposal of assets	7	757,200	457,000	491,694	34,694	7.59%	
Payments for property, plant and equipment and infrastructure	8	(12,734,757)	(5,218,532)	(5,441,807)	223,275	4.28%	
Amount attributable to investing activities		(4,139,525)	1,285,701	(1,166,171)	(2,451,872)		
Financing Activities							
Proceeds from new debentures	9	1,130,000	1,130,000	1,130,000	0	0.00%	
Transfer from reserves	11	1,462,709	793,480	0	(793,480)	(100.00%)	▼
Payments for principal portion of lease liabilities	10	(13,634)	(6,690)	(6,690)	0	0.00%	
Repayment of debentures	9	(269,271)	(94,696)	(94,696)	0	0.00%	
Transfer to reserves	11	(1,111,758)	(559,288)	(6,339)	(552,949)	(98.87%)	▼
Amount attributable to financing activities		1,198,046	1,262,806	1,022,275	(240,531)		
Closing funding surplus / (deficit)	1(c)	0	7,766,741	5,140,852			

KEY INFORMATION

▲ ▼ Indicates a variance between Year to Date (YTD) Actual and YTD Actual data as per the adopted materiality threshold. Refer threshold. Refer to Note 17 for an explanation of the reasons for the variance.

The material variance adopted by Council for the 2020-21 year is \$10,000 or 10.00% whichever is the greater.

This statement is to be read in conjunction with the accompanying Financial Statements and notes.

KEY TERMS AND DESCRIPTIONS FOR THE PERIOD ENDED 31 DECEMBER 2020

NATURE OR TYPE DESCRIPTIONS

REVENUE

RATES

All rates levied under the *Local Government Act 1995*. Includes general, differential, specified area rates, minimum rates, interim rates, back rates, ex-gratia rates, less discounts and concessions offered. Exclude administration fees, interest on instalments, interest on arrears, service charges and sewerage rates.

OPERATING GRANTS, SUBSIDIES AND CONTRIBUTIONS

Refers to all amounts received as grants, subsidies and contributions that are not non-operating grants.

NON-OPERATING GRANTS, SUBSIDIES AND CONTRIBUTIONS

Amounts received specifically for the acquisition, construction of new or the upgrading of identifiable non financial assets paid to a local government, irrespective of whether these amounts are received as capital grants, subsidies, contributions or donations.

REVENUE FROM CONTRACTS WITH CUSTOMERS

Revenue from contracts with customers is recognised when the local government satisfies its performance obligations under the contract.

FEES AND CHARGES

Revenues (other than service charges) from the use of facilities and charges made for local government services, sewerage rates, rentals, hire charges, fee for service, photocopying charges, licences, sale of goods or information, fines, penalties and administration fees. Local governments may wish to disclose more detail such as rubbish collection fees, rental of property, fines and penalties, other fees and charges.

SERVICE CHARGES

Service charges imposed under *Division 6 of Part 6 of the Local Government Act 1995*. *Regulation 54 of the Local Government (Financial Management) Regulations 1996* identifies these as television and radio broadcasting, underground electricity and neighbourhood surveillance services. Exclude rubbish removal charges.

INTEREST EARNINGS

Interest and other items of a similar nature received from bank and investment accounts, interest on rate instalments, interest on rate arrears and interest on debtors.

OTHER REVENUE / INCOME

Other revenue, which can not be classified under the above headings, includes dividends, discounts, rebates etc.

PROFIT ON ASSET DISPOSAL

Excess of assets received over the net book value for assets on their disposal.

EXPENSES

EMPLOYEE COSTS

All costs associate with the employment of person such as salaries, wages, allowances, benefits such as vehicle and housing, superannuation, employment expenses, removal expenses, relocation expenses, worker's compensation insurance, training costs, conferences, safety expenses, medical examinations, fringe benefit tax, etc.

MATERIALS AND CONTRACTS

All expenditures on materials, supplies and contracts not classified under other headings. These include supply of goods and materials, legal expenses, consultancy, maintenance agreements, communication expenses, advertising expenses, membership, periodicals, publications, hire expenses, rental, leases, postage and freight etc. Local governments may wish to disclose more detail such as contract services, consultancy, information technology, rental or lease expenditures.

UTILITIES (GAS, ELECTRICITY, WATER, ETC.)

Expenditures made to the respective agencies for the provision of power, gas or water. Exclude expenditures incurred for the reinstatement of roadwork on behalf of these agencies.

INSURANCE

All insurance other than worker's compensation and health benefit insurance included as a cost of employment.

LOSS ON ASSET DISPOSAL

Shortfall between the value of assets received over the net book value for assets on their disposal.

DEPRECIATION ON NON-CURRENT ASSETS

Depreciation expense raised on all classes of assets.

INTEREST EXPENSES

Interest and other costs of finance paid, including costs of finance for loan debentures, overdraft accommodation and refinancing expenses.

OTHER EXPENDITURE

Statutory fees, taxes, allowance for impairment of assets, member's fees or State taxes. Donations and subsidies made to community groups.

**STATEMENT OF FINANCIAL ACTIVITY
FOR THE PERIOD ENDED 31 DECEMBER 2020**

**10.2.2
BY NATURE OR TYPE**

	Ref Note	Adopted Budget	YTD Budget (a)	YTD Actual (b)	Var. \$ (b)-(a)	Var. % (b)-(a)/(a)	Var.
		\$	\$	\$	\$	%	
Opening funding surplus / (deficit)	1(c)	2,475,548	2,475,548	2,511,243	35,695	1.44%	
Revenue from operating activities							
Rates	6	4,234,971	4,232,364	4,188,677	(43,687)	(1.03%)	
Operating grants, subsidies and contributions	13	1,952,912	1,201,821	889,944	(311,877)	(25.95%)	▼
Fees and charges		1,726,003	1,198,815	1,281,518	82,703	6.90%	
Interest earnings		202,669	103,838	62,995	(40,843)	(39.33%)	▼
Other revenue		582,295	441,158	267,748	(173,410)	(39.31%)	▼
Profit on disposal of assets	7	124,678	69,461	93,826	24,365	35.08%	▲
		8,823,528	7,247,457	6,784,708	(462,749)		
Expenditure from operating activities							
Employee costs		(4,178,391)	(2,159,173)	(2,113,112)	46,061	2.13%	
Materials and contracts		(2,722,161)	(1,394,699)	(989,037)	405,662	29.09%	▲
Utility charges		(480,420)	(239,741)	(198,694)	41,047	17.12%	▲
Depreciation on non-current assets		(6,018,038)	(3,008,826)	0	3,008,826	100.00%	▲
Interest expenses		(123,742)	(62,811)	(55,791)	7,020	11.18%	
Insurance expenses		(355,621)	(355,586)	(344,778)	10,808	3.04%	
Other expenditure		(372,584)	(223,300)	(200,114)	23,186	10.38%	▲
Loss on disposal of assets	7	(251,613)	(251,613)	(148,175)	103,438	41.11%	▲
		(14,502,570)	(7,695,749)	(4,049,701)	3,646,048		
Non-cash amounts excluded from operating activities	1(a)	6,144,973	3,190,978	38,498	(3,152,480)	(98.79%)	▼
Amount attributable to operating activities		465,931	2,742,686	2,773,505	30,819		
Investing activities							
Proceeds from non-operating grants, subsidies and contributions	14	7,838,032	6,047,233	3,783,941	(2,263,292)	(37.43%)	▼
Proceeds from disposal of assets	7	757,200	457,000	491,694	34,694	7.59%	
Payments for property, plant and equipment and infrastructure	8	(12,734,757)	(5,218,532)	(5,441,807)	(223,275)	(4.28%)	
Amount attributable to investing activities		(4,139,525)	1,285,701	(1,166,171)	(2,451,872)		
Financing Activities							
Proceeds from new debentures	9	1,130,000	1,130,000	1,130,000	0	0.00%	
Transfer from reserves	11	1,462,709	793,480	0	(793,480)	(100.00%)	▼
Payments for principal portion of lease liabilities	10	(13,634)	(6,690)	(6,690)	0	0.00%	
Repayment of debentures	9	(269,271)	(94,696)	(94,696)	0	0.00%	
Transfer to reserves	11	(1,111,758)	(559,288)	(6,339)	552,949	98.87%	▲
Amount attributable to financing activities		1,198,046	1,262,806	1,022,275	(240,531)		
Closing funding surplus / (deficit)	1(c)	0	7,766,741	5,140,852	(2,625,889)		

KEY INFORMATION

▲ ▼ Indicates a variance between Year to Date (YTD) Actual and YTD Actual data as per the adopted materiality threshold.

Refer to Note 17 for an explanation of the reasons for the variance.

This statement is to be read in conjunction with the accompanying Financial Statements and Notes.

BASIS OF PREPARATION

REPORT PURPOSE

This report is prepared to meet the requirements of *Local Government (Financial Management) Regulations 1996 , Regulation 34* . Note: The statements and accompanying notes are prepared based on all transactions recorded at the time of preparation and may vary due to transactions being processed for the reporting period after the date of preparation.

BASIS OF ACCOUNTING

This statement comprises a special purpose financial report which has been prepared in accordance with Australian Accounting Standards (as they apply to local governments and not-for-profit entities) and Interpretations of the Australian Accounting Standards Board, and the *Local Government Act 1995* and accompanying regulations.

The *Local Government (Financial Management) Regulations 1996* take precedence over Australian Accounting Standards. Regulation 16 prohibits a local government from recognising as assets Crown land that is a public thoroughfare, such as land under roads, and land not owned by but under the control or management of the local government, unless it is a golf course, showground, racecourse or recreational facility of State or regional significance. Consequently, some assets, including land under roads acquired on or after 1 July 2008, have not been recognised in this financial report. This is not in accordance with the requirements of *AASB 1051 Land Under Roads paragraph 15* and *AASB 116 Property, Plant and Equipment paragraph 7*.

Accounting policies which have been adopted in the preparation of this financial report have been consistently applied unless stated otherwise. Except for cash flow and rate setting information, the report has been prepared on the accrual basis and is based on historical costs, modified, where applicable, by the measurement at fair value of selected non-current assets, financial assets and liabilities.

PREPARATION TIMING AND REVIEW

Date prepared: All known transactions up to 04 February 2021

SIGNIFICANT ACCOUNTING POLICES

CRITICAL ACCOUNTING ESTIMATES

The preparation of a financial report in conformity with Australian Accounting Standards requires management to make judgements, estimates and assumptions that effect the application of policies and reported amounts of assets and liabilities, income and expenses. The estimates and associated assumptions are based on historical experience and various other factors that are believed to be reasonable under the circumstances; the results of which form the basis of making the judgements about carrying values of assets and liabilities that are not readily apparent from other sources. Actual results may differ from these estimates.

THE LOCAL GOVERNMENT REPORTING ENTITY

All funds through which the Shire controls resources to carry on its functions have been included in the financial statements forming part of this financial report.

In the process of reporting on the local government as a single unit, all transactions and balances between those funds (for example, loans and transfers between funds) have been eliminated.

All monies held in the Trust Fund are excluded from the financial statements. A separate statement of those monies appears at Note 15 to these financial statements.

GOODS AND SERVICES TAX

Revenues, expenses and assets are recognised net of the amount of GST, except where the amount of GST incurred is not recoverable from the Australian Taxation Office (ATO). Receivables and payables are stated inclusive of GST receivable or payable. The net amount of GST recoverable from, or payable to, the ATO is included with receivables or payables in the statement of financial position. Cash flows are presented on a gross basis. The GST components of cash flows arising from investing or financing activities which are recoverable from, or payable to, the ATO are presented as operating cash flows.

ROUNDING OFF FIGURES

All figures shown in this statement are rounded to the nearest dollar.

(a) Non-cash items excluded from operating activities

The following non-cash revenue and expenditure has been excluded from operating activities within the Statement of Financial Activity in accordance with Financial Management Regulation 32.

	Notes	Adopted Budget	YTD Budget (a)	YTD Actual (b)
		\$	\$	\$
Non-cash items excluded from operating activities				
Adjustments to operating activities				
Less: Profit on asset disposals	7	(124,678)	(69,461)	(93,826)
Less: Movement in liabilities associated with restricted cash		0	0	(11,311)
Less: Amherst Reducing Equity		0	0	(4,540)
Add: Loss on asset disposals	7	251,613	251,613	148,175
Add: Depreciation on assets		6,018,038	3,008,826	0
Total non-cash items excluded from operating activities		6,144,973	3,190,978	38,498

(b) Adjustments to net current assets in the Statement of Financial Activity

The following current assets and liabilities have been excluded from the net current assets used in the Statement of Financial Activity in accordance with *Financial Management Regulation* 32 to agree to the surplus/(deficit) after imposition of general rates.

		Last Year Closing 30 June 2020	This Time Last Year 31 December 2019	Year to Date 31 December 2020
Adjustments to net current assets				
Less: Reserves - restricted cash	11	(9,369,287)	(8,364,710)	(9,375,626)
Add: Borrowings	9	190,853	106,294	96,157
Add: Provisions - employee	12	657,975	667,575	646,664
Add: Lease liabilities	10	19,589	0	12,899
Add: Amherst Deposits		1,036,928	917,996	1,032,388
Add: Local Government House Trust		124,637	122,620	124,637
Total adjustments to net current assets		(7,339,305)	(6,550,225)	(7,462,881)

(c) Net current assets used in the Statement of Financial Activity

Current assets				
Cash and cash equivalents	2	18,553,847	20,272,077	17,898,553
Rates receivables	3	954,475	1,850,658	1,708,738
Receivables	3	684,005	439,360	674,028
Other current assets	4	15,336	36,863	(156)
Less: Current liabilities				
Payables	5	(8,664,218)	(10,345,886)	(6,097,230)
Borrowings	9	(190,853)	(106,294)	(96,157)
Contract liabilities	12	(824,480)	0	(824,480)
Lease liabilities	10	(19,589)	0	(12,899)
Provisions	12	(657,975)	(667,575)	(646,664)
Less: Total adjustments to net current assets	1(b)	(7,339,305)	(6,550,225)	(7,462,881)
Closing funding surplus / (deficit)		2,511,243	4,928,978	5,140,852

CURRENT AND NON-CURRENT CLASSIFICATION

In the determination of whether an asset or liability is current or non-current, consideration is given to the time when each asset or liability is expected to be settled. Unless otherwise stated assets or liabilities are classified as current if expected to be settled within the next 12 months, being the Council's operational cycle.

NOTES TO THE STATEMENT OF FINANCIAL ACTIVITY
FOR THE PERIOD ENDED 31 DECEMBER 2020

Description	Classification	Unrestricted	Restricted	Total Cash	Trust	Institution	Interest Rate	Maturity Date
		\$	\$	\$				
Cash on hand								
Petty cash and floats	Cash and cash equivalents	2,199		2,199			Nil	On hand
Municipal Bank Account	Cash and cash equivalents	4,022,814		4,022,814		CBA	Nil	
OCDF - Main ECH	Cash and cash equivalents	0	4,207,507	4,207,507		WATC	0.05%	31/01/2021
OCDF - Heritage Centre	Cash and cash equivalents	0	272,482	272,482		WATC	0.05%	31/01/2021
Reserves At-call Account	Cash and cash equivalents	0	9,375,627	9,375,627		CBA	0.01%	31/01/2021
Trust Bank Account	Cash and cash equivalents	0		0	74,049	CBA	Nil	
Total		4,025,013	13,855,617	17,880,630	74,049			
Comprising								
Cash and cash equivalents		4,025,013	13,855,617	17,880,630	74,049			
		4,025,013	13,855,617	17,880,630	74,049			

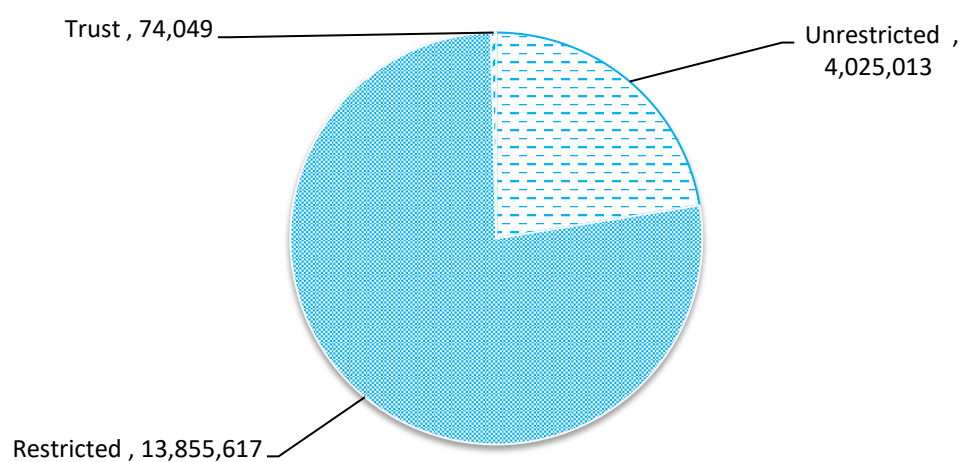
KEY INFORMATION

Cash and cash equivalents include cash on hand, cash at bank, deposits available on demand with banks and other short term highly liquid investments highly liquid investments with original maturities of three months or less that are readily convertible to known amounts of cash and which are subject to an insignificant risk of changes in value and bank overdrafts. Bank overdrafts are reported as short term borrowings in current liabilities in the statement of net current assets.

The local government classifies financial assets at amortised cost if both of the following criteria are met:

- the asset is held within a business model whose objective is to collect the contractual cashflows, and
- the contractual terms give rise to cash flows that are solely payments of principal and interest.

Financial assets at amortised cost held with registered financial institutions are listed in this note other financial assets at amortised cost are provided in Note 4 - Other assets.



NOTES TO THE STATEMENT OF FINANCIAL ACTIVITY
FOR THE PERIOD ENDED 31 DECEMBER 2020

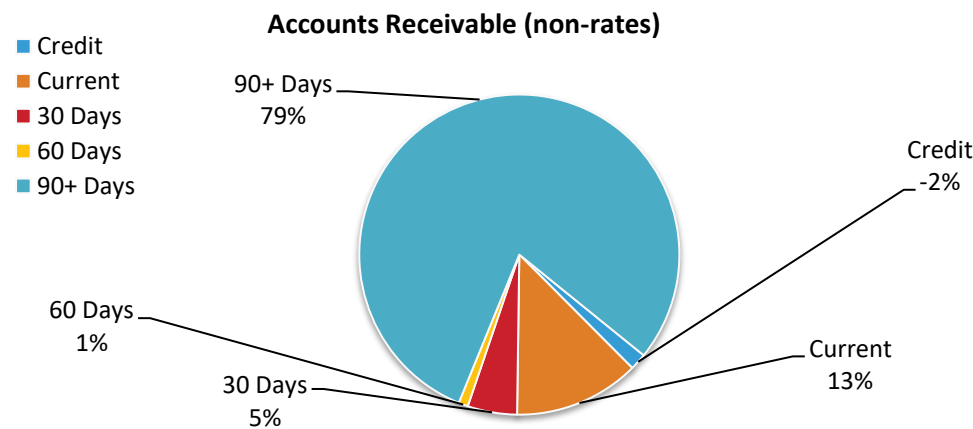
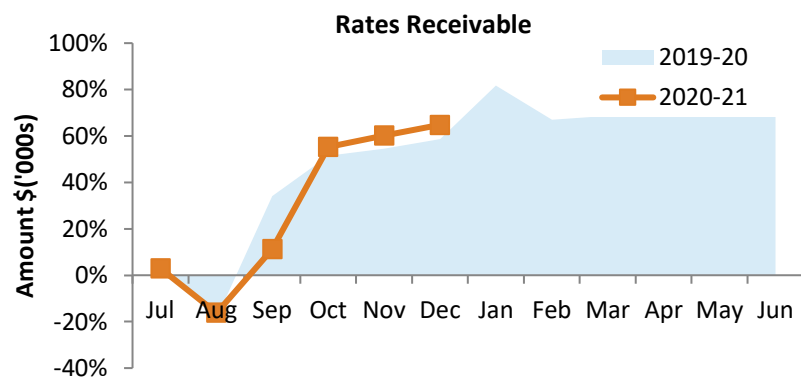
Rates receivable	30 Jun 2020	31 Dec 2020
	\$	\$
Opening arrears previous years	652,094	954,475
Opening pensioner deferred rates	231,016	261,467
Rates levied this year	4,129,783	4,188,677
Penalty charges levied this year	117,519	65,872
Less - collections to date	(3,914,471)	(3,500,286)
Equals current outstanding	1,215,941	1,970,204
Less Pensioner deferred rates	(261,467)	(261,467)
Net rates collectable	954,475	1,708,738
% Collected	78.1%	64.8%

Receivables - general	Credit	Current	30 Days	60 Days	90+ Days	Total
	\$	\$	\$	\$	\$	\$
Receivables - general	(14,370)	107,981	42,464	8,086	677,189	821,350
Percentage	(1.7%)	13.1%	5.2%	1%	82.4%	
Balance per trial balance						
Sundry receivable						821,350
GST receivable						156,286
Allowance for impairment of receivables						(303,608)
Accrued Income						0
Total receivables general outstanding						674,028

Amounts shown above include GST (where applicable)

KEY INFORMATION

Trade and other receivables include amounts due from ratepayers for unpaid rates and service charges and other amounts due from third parties for goods sold and services performed in the ordinary course of business. Receivables expected to be collected within 12 months of the end of the reporting period are classified as current assets. All other receivables are classified as non-current assets. Collectability of trade and other receivables is reviewed on an ongoing basis. Debts that are known to be uncollectible are written off when identified. An allowance for impairment of receivables is raised when there is objective evidence that they will not be collectible.



NOTES TO THE STATEMENT OF FINANCIAL ACTIVITY
FOR THE PERIOD ENDED 31 DECEMBER 2020

Significant Rates Debtors Outstanding Exceeding \$10,000:

Assessment #	Rates Outstanding	% of Outstanding	Comments
A37	\$ 11,876	0.60%	Legal Action
A86	\$ 18,561	0.94%	Legal Action
A108	\$ 14,475	0.73%	Legal Action
A183	\$ 33,460	1.70%	Legal Action
A184	\$ 94,688	4.81%	Legal Action
A267	\$ 15,823	0.80%	Pensioner
A467	\$ 10,958	0.56%	
A569	\$ 21,918	1.11%	
A682	\$ 11,387	0.58%	Pensioner/DD
A831	\$ 12,930	0.66%	Pensioner
A897	\$ 18,112	0.92%	Legal Action
A905	\$ 27,548	1.40%	2 yrs rates
A1048	\$ 14,435	0.73%	Legal Action
A1095	\$ 13,067	0.66%	Pensioner
A1148	\$ 10,855	0.55%	Pensioner
A1165	\$ 14,784	0.75%	Legal Action
A1192	\$ 13,299	0.67%	Pensioner
A1232	\$ 15,169	0.77%	Pensioner
A1238	\$ 10,505	0.53%	Pensioner
A1260	\$ 17,110	0.87%	Pensioner
A1310	\$ 10,140	0.51%	
A1347	\$ 16,553	0.84%	Legal Action
A1458	\$ 16,223	0.82%	Pensioner
A1514	\$ 27,865	1.41%	Legal Action
A1617	\$ 13,784	0.70%	Deceased Est.
A2264	\$ 22,172	1.13%	Legal Action
A2693	\$ 25,188	1.28%	Legal Action
A2695	\$ 15,167	0.77%	Legal Action
A2712	\$ 40,107	2.04%	
A2842	\$ 37,887	1.92%	Current yr rates
A3128	\$ 38,661	1.96%	Legal Action
A3222	\$ 36,465	1.85%	Deceased Est.
A3341	\$ 33,457	1.70%	Legal Action
A3652	\$ 12,566	0.64%	
	\$ 747,195	37.92%	

Significant Receivables - General Outstanding Exceeding \$10,000:

Debtor #	Debtor	% of Outstanding	Age	Comments	
	BRIDE	\$ 250,906	30.55%	90+ Days	Ongoing
	Elders Limited	\$ 57,129	6.96%	Current	
	Katanning Rotary Club	\$ 21,773	2.65%	30 Days	
	Nutrien Ag Solutions	\$ 44,490	5.42%	90+ Days	
	Tricoast Holding P/L	\$ 15,653	1.91%	90+ Days	In liquidation
		\$ 389,950	47.48%		

Other current assets	Opening Balance 1 July 2020	Asset Increase	Asset Reduction	Closing Balance 31 December 2020
	\$	\$	\$	\$
Inventory				
Fuel and materials	15,086	0	(15,492)	(406)
Prepayments				
Prepayments	250	0	0	250
Total other current assets	15,336	0	(15,492)	(156)

Amounts shown above include GST (where applicable)

KEY INFORMATION

Inventory

Inventories are measured at the lower of cost and net realisable value.

Net realisable value is the estimated selling price in the ordinary course of business less the estimated costs of completion and the estimated costs necessary to make the sale.

Contract assets

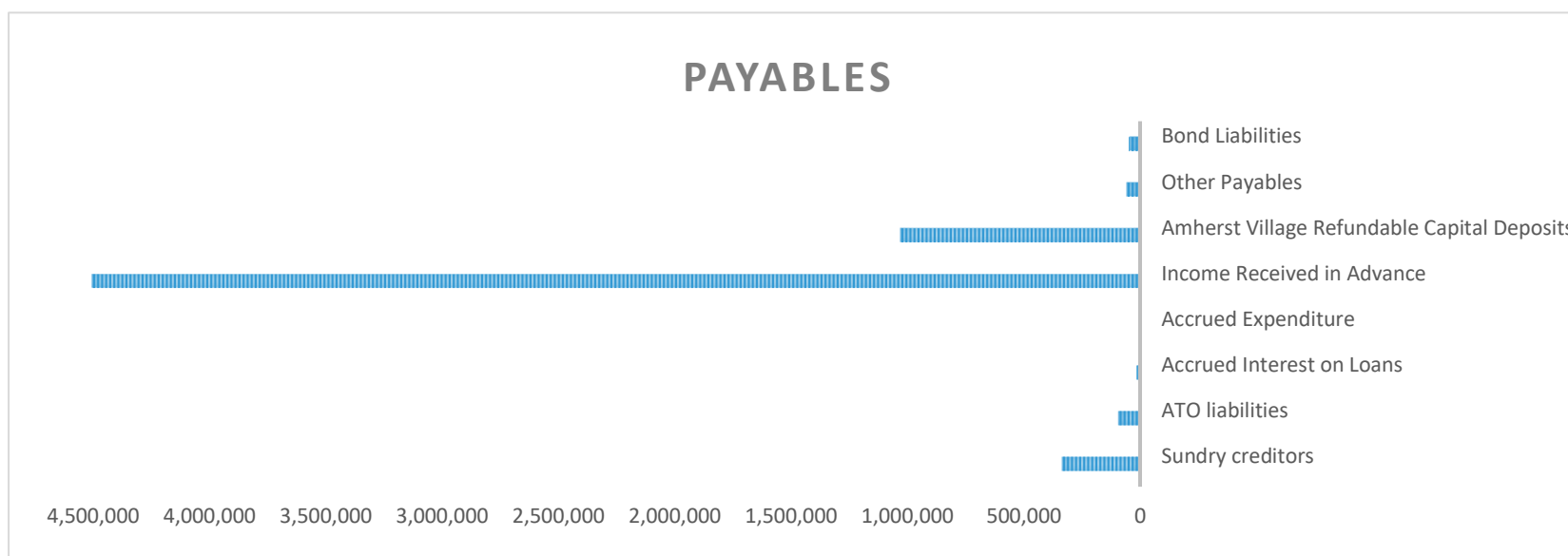
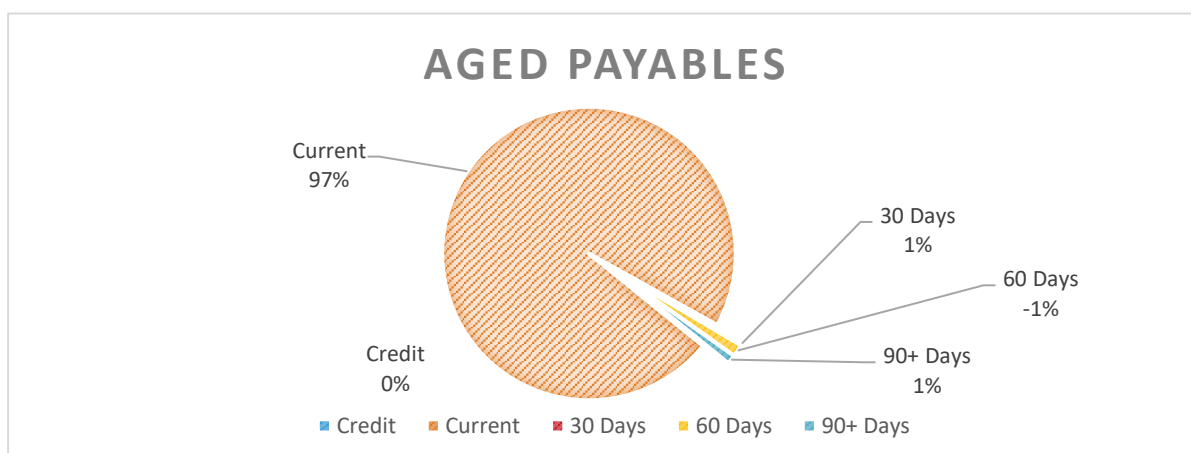
A contract asset is the right to consideration in exchange for goods or services the entity has transferred to a customer when that right is conditioned on something other than the passage of time.

Payables - general	Credit	Current	30 Days	60 Days	90+ Days	Total
	\$	\$	\$	\$	\$	\$
Payables - general	0	336,474	1,347	(4,649)	3,488	336,659
Percentage	0%	99.9%	0.4%	-1.4%	1%	
Balance per trial balance						
Sundry creditors						336,659
ATO liabilities						95,927
Accrued Interest on Loans						14,437
Accrued Expenditure						4,483
Income Received in Advance						4,504,903
Amherst Village Refundable Capital Deposits						1,032,388
Other Payables						60,062
Bond Liabilities						48,371
Total payables general outstanding						6,097,230

Amounts shown above include GST (where applicable)

KEY INFORMATION

Trade and other payables represent liabilities for goods and services provided to the Shire that are unpaid and arise when the Shire becomes obliged to make future payments in respect of the purchase of these goods and services. The amounts are unsecured, are recognised as a current liability and are normally paid within 30 days of recognition.

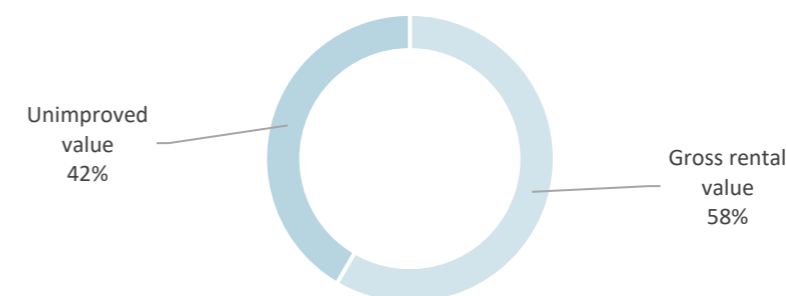
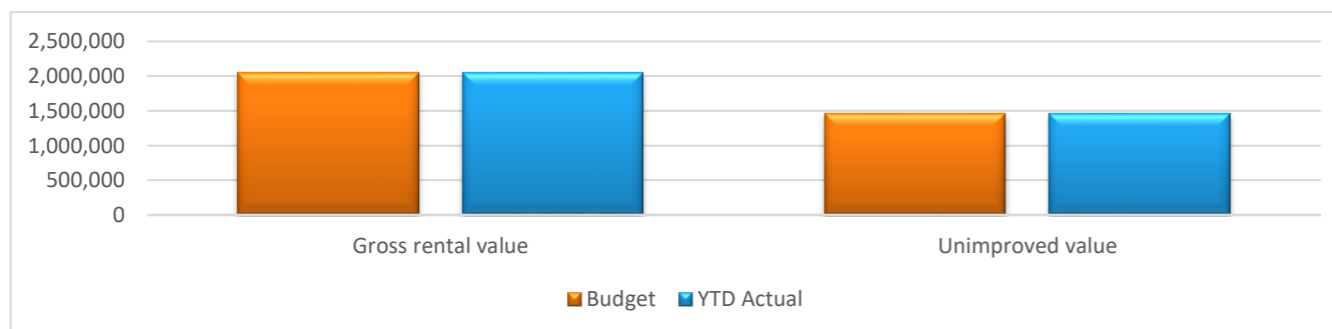


NOTES TO THE STATEMENT OF FINANCIAL ACTIVITY
FOR THE PERIOD ENDED 31 DECEMBER 2020

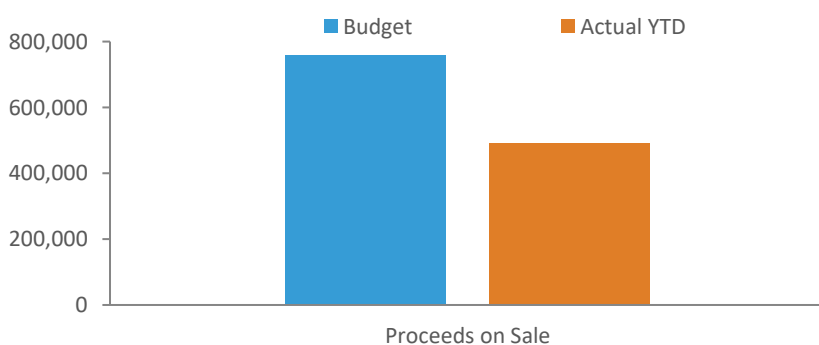
General rate revenue	Budget							YTD Actual			
	Rate in \$ (cents)	Number of Properties	Rateable Value	Rate Revenue	Interim Rate	Back Rate	Total Revenue	Rate Revenue	Interim Rates	Back Rates	Total Revenue
RATE TYPE				\$	\$	\$	\$	\$	\$	\$	\$
Gross rental value											
Gross rental value	10.1250	1,197	20,226,681	2,047,954	0	2,000	2,049,954	2,047,954	3,090		2,051,044
Unimproved value											
Unimproved value	1.0400	207	140,297,500	1,459,094	2,000	0	1,461,094	1,459,094	(287)		1,458,807
Sub-Total		1,404	160,524,181	3,507,048	2,000	2,000	3,511,048	3,507,048	2,803	0	3,509,851
Minimum payment	Minimum \$										
Gross rental value											
Gross rental value	979	609	3,921,486	596,211	0	0	596,211	596,211			596,211
Unimproved value											
Unimproved value	979	128	6,250,188	125,312	0	0	125,312	125,312			125,312
Sub-total		737	10,171,674	721,523	0	0	721,523	721,523	0	0	721,523
Discounts & Write-offs							0				(44,782)
Concessions							(1,500)				(1,835)
Rates Adjustment							(500)				(438)
Amount from general rates							4,230,571				4,184,319
Ex-gratia rates							4,400				4,358
Total general rates							4,234,971				4,188,677

KEY INFORMATION

Prepaid rates are, until the taxable event for the rates has occurred, refundable at the request of the ratepayer. Rates received in advance give rise to a financial liability. On 1 July 2020 the prepaid rates were recognised as a financial asset and a related amount was recognised as a financial liability and no income was recognised. When the taxable event occurs the financial liability is extinguished and income recognised for the prepaid rates that have not been refunded.



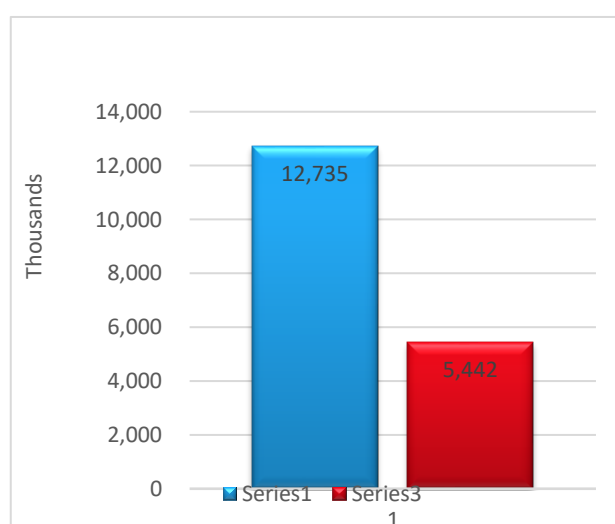
Asset Ref.	Asset description	Budget				YTD Actual			
		Net Book Value	Proceeds	Profit	(Loss)	Net Book Value	Proceeds	Profit	(Loss)
		\$	\$	\$	\$	\$	\$	\$	\$
	Land								
LB0075	17 Marri Drive, Katanning	13,000	13,000	0	0	0	0	0	0
	Buildings								
B2080	17 Marri Drive, Katanning	372,710	237,000	0	(135,710)	0	0	0	0
L55	55B Beaufort Street - Lot 98 (A3314)	375,903	260,000	0	(115,903)	379,182	252,564	0	(126,618)
	Plant and equipment								
	Governance								
MV122	Prado CEO	34,008	53,000	18,992	0	35,392	53,636	18,244	0
MV123	Pool Car KA1100	0	0	0	0	14,217	24,000	9,783	0
MV127	Colorado EXEC 1 KA062	23,548	32,000	8,452	0	25,098	34,773	9,675	0
MV125	Colorado EXEC 2 KA00	23,538	32,000	8,462	0	25,098	33,182	8,084	0
	Recreation and culture								
MV126	Colorado Ute 4x4 KA566	4,238	7,200	2,962	0	0	0	0	0
	Transport								
MV114	Colorado Trailblazer WS KA09	5,690	25,000	19,310	0	0	0	0	0
MV62	Hyundai iLoad	0	10,000	10,000	0	0	0	0	0
MV61	Mazda BT50 P&G KA277	0	3,000	3,000	0	0	0	0	0
MV79	Ford Ranger P&G	0	5,000	5,000	0	0	0	0	0
PE105	Fuso Canter - Works KA24951	13,500	25,000	11,500	0	13,500	17,270	3,770	0
PE108	Fuso Canter - Civil KA0287	13,500	25,000	11,500	0	13,500	17,270	3,770	0
P6101	Volvo Front End Loader - Waste site	4,500	30,000	25,500	0	4,500	45,000	40,500	0
	Economic services								
PE199	Saleyard Skid Steer KA25223	0	0	0	0	35,557	14,000	0	(21,557)
		884,135	757,200	124,678	(251,613)	546,044	491,694	93,826	(148,175)



Capital acquisitions	Adopted			YTD Actual Variance
	Budget	YTD Budget	YTD Actual	
	\$	\$	\$	\$
Buildings - non-specialised	8,107,318	4,032,056	3,892,229	(139,827)
Furniture and fittings	25,000	12,498	0	(12,498)
Plant	1,508,759	435,100	1,098,344	663,244
Infrastructure - Roads	1,519,918	376,928	217,646	(159,282)
Infrastructure - Footpaths	721,812	50,000	2,572	(47,428)
Infrastructure - Other	851,950	311,950	231,016	(80,934)
Total Capital Acquisitions	12,734,757	5,218,532	5,441,807	223,275
Capital Acquisitions Funded By:				
	\$	\$	\$	\$
Capital grants and contributions	7,838,032	6,047,233	3,783,941	(2,263,292)
Borrowings	1,130,000	1,130,000	1,130,000	0
Other (disposals & C/Fwd)	757,200	457,000	491,694	34,694
Cash backed reserves				
Plant Replacement Reserve	447,999	228,480	0	(228,480)
Amherst Village Building Maintenance Reserve	58,210	0	0	0
Waste Management Reserve	565,000	565,000	0	(565,000)
Land & Building Reserve	106,000	0	0	0
Land & Building Facilities for Seniors Reserve	125,000	0	0	0
New Saleyard Reserve	150,000	0	0	0
KLC Facilities Reserve	2,500	0	0	0
Library Building Reserve	8,000	0	0	0
Contribution - operations	1,546,816	(3,209,181)	36,171	3,245,352
Capital funding total	12,734,757	5,218,532	5,441,807	223,275

SIGNIFICANT ACCOUNTING POLICIES


All assets are initially recognised at cost. Cost is determined as the fair value of the assets given as consideration plus costs incidental to the acquisition. For assets acquired at no cost or for nominal consideration, cost is determined as fair value at the date of acquisition. The cost of non-current assets constructed by the local government includes the cost of all materials used in the construction, direct labour on the project and an appropriate proportion of variable and fixed overhead. Certain asset classes may be revalued on a regular basis such that the carrying values are not materially different from fair value. Assets carried at fair value are to be revalued with sufficient regularity to ensure the carrying amount does not differ materially from that determined using fair value at reporting date.



NOTES TO THE STATEMENT OF FINANCIAL ACTIVITY
FOR THE PERIOD ENDED 31 DECEMBER 2020

10.2.2
INVESTING ACTIVITIES
NOTE 8
CAPITAL ACQUISITIONS (CONTINUED)

Capital expenditure total


% of Completion  Level of completion indicator, please see table at the end of this note for further detail.


























	Account Description	Program	Key Information Note	Adopted		YTD Actual	Variance (Under)/Over
				Budget	YTD Budget		
Buildings - non specialised							
35%	Regional Waste Initiative Stage 1	Community amenities		148,350	74,178	52,476	(95,874)
7%	Construction - New Admin & Civic Building	Governance		43,558	21,780	2,990	(40,568)
428%	Supertowns - Heritage Precinct Project - Town Welcome Precinct	Governance	1	123,368	61,686	528,172	404,804
28%	Supertowns - Heritage Precinct - Piesse Park Relocate Lawn Bowls	Governance		4,024,288	2,012,142	1,123,890	(2,900,398)
37%	Land & Buildings (OHE) - Katanning Community Medical Centre	Health		624,307	312,156	231,226	(393,081)
65%	Aged & Key Worker Accommodation Project Expenditure (ST)	Housing		2,954,237	1,477,116	1,926,386	(1,027,851)
49%	Amherst - 3 x Bathroom Renovations	Housing		30,000	30,000	14,658	(15,342)
0%	Amherst - Painting all downpipes & eaves	Housing		28,210	0	0	(28,210)
0%	Cctv Upgrade & Install Additional 3 Cameras KLC	Recreation and culture		25,000	12,498	0	(25,000)
0%	KLC Gym Extension Fans	Recreation and culture		5,500	5,500	0	(5,500)
0%	KLC Landscaping Entrance (inc. Shire removal of existing)	Recreation and culture		45,000	0	0	(45,000)
0%	KLC External Lighting & Security	Recreation and culture		9,000	9,000	0	(9,000)
0%	KLC Feasibility Study - 24 hour Gym	Recreation and culture		25,000	0	0	(25,000)
23%	KLC Server Room Airconditioner	Recreation and culture		2,500	0	582	(1,918)
128%	KAC - Concreting at Pool Cover area & other works	Recreation and culture		5,000	5,000	6,385	1,385
74%	Katanning Library - gate to stop public access behind counter	Recreation and culture		3,000	3,000	2,214	(786)
108%	Katanning Library - repair and re lay existing paving	Recreation and culture		3,000	3,000	3,250	250
0%	Katanning Library Courtyard	Recreation and culture		2,000	2,000	0	(2,000)
0%	Katanning Gallery - Art Storage - Airconditioning/Black out Curtains front and annexe	Recreation and culture		6,000	3,000	0	(6,000)
Buildings - non specialised Total				8,107,318	4,032,056	3,892,229	(4,215,089)
Furniture and fittings							
0%	Purchase of Equipment	Law, order, public safety		25,000	12,498	0	(25,000)
Furniture and fittings Total				25,000	12,498	0	(25,000)

NOTES TO THE STATEMENT OF FINANCIAL ACTIVITY
FOR THE PERIOD ENDED 31 DECEMBER 2020


10.2.2
INVESTING ACTIVITIES
NOTE 8
CAPITAL ACQUISITIONS (CONTINUED)























Capital expenditure total

% of Completion  Level of completion indicator, please see table at the end of this note for further detail.


	Account Description	Program	Key Information Note	Adopted		YTD Actual	Variance (Under)/Over
				Budget	YTD Budget		
Plant							
0%	 Landfill Compactor	Community amenities		565,000	0	0	(565,000)
2%	 Tourism & Attraction Development - Food Van	Economic services		45,960	0	878	(45,082)
126%	 Variable Message Sign 1	Law, order, public safety	2	20,000	20,000	25,200	5,200
83%	 Case 2020 Wheel Loader KA25381	Transport		250,000	250,000	206,980	(43,020)
88%	 Purchase of Water Cart	Transport		270,000	0	237,460	(32,540)
174%	 (P&G) Fuso Canter (KA 1337)	Other property and services	3	45,000	0	78,150	33,150
163%	 (Syd) Fuso Canter (KA 1808)	Other property and services	3	48,000	0	78,150	30,150
0%	 Skid Steer - Saleyards	Transport	4	0	0	67,126	67,126
0%	 John Deere Backhoe KA25566	Transport	4	0	0	163,810	163,810
0%	 Prado 01Ka	Governance	4	0	0	65,221	65,221
0%	 2. P979 Colorado Ute - net cost KA24568	Other property and services		27,800	27,800	0	(27,800)
121%	 3. P508 Mazda BT50 KA277	Other property and services	3	33,000	33,000	39,857	6,857
103%	 4. P733 Ford Ranger KA108	Other property and services		36,000	36,000	37,157	1,157
0%	 5. P732 Ford Ranger KA24621	Other property and services		29,000	29,000	0	(29,000)
0%	 Trailer unit to carry fire unit for BFB	Other property and services		3,500	3,500	0	(3,500)
50%	 2 x Weather Stations for BFB	Other property and services		9,800	9,800	4,900	(4,900)
152%	 Pool Car (KA1100)	Other property and services		16,000	16,000	24,273	8,273
0%	 Trailblazer (KA 189)	Other property and services		5,000	5,000	0	(5,000)
0%	 Trailblazer (KA 472)	Other property and services		5,000	5,000	0	(5,000)
364%	 Trailblazer (KA 09) * Deferred from 19/20	Other property and services	3	10,000	0	36,432	26,432
0%	 Colorado Ute (KA 566)	Other property and services		5,000	0	0	(5,000)
0%	 Colorado Ute (KA 369)	Other property and services		15,899	0	0	(15,899)
0%	 Colorado Ute (KA 24568) * Deferred from 19/20	Other property and services		28,800	0	0	(28,800)
0%	 Pedestrian Roller Compactor (KA8838)	Other property and services		10,000	0	0	(10,000)
109%	 1.5 tonne digger for cemetery	Other property and services		30,000	0	32,750	2,750
Plant Total				1,508,759	435,100	1,098,344	(410,415)















Capital expenditure total

% of Completion  Level of completion indicator, please see table at the end of this note for further detail.

			Adopted		YTD Actual	Variance (Under)/Over	
Account Description	Program	Key Information Note	Budget	YTD Budget			
Infrastructure - Roads							
0% 	Kowald Road SLK 0.00-4.66 Resheet	Transport	4	0	0	10,170	10,170
0% 	Robinson Road SLK 0.00-4.00 (Verge Cleaning & Drainage Improvement)	Transport	4	0	0	4,346	4,346
0% 	RRG - Warren Road SLK 0.97-4.8	Transport	5	193,050	96,528	0	(193,050)
0% 	RRG - Warren Road SLK 4.8-5.6	Transport	5	81,600	40,800	0	(81,600)
0% 	RRG - Clive Street SLK 0.05-1.93	Transport	5	54,600	54,600	0	(54,600)
1% 	RRG - Creek Street SLK 0.35-0.5	Transport		34,800	0	425	(34,375)
0% 	RRG - Fairfield Road SLK 4.7-6.91	Transport		168,000	0	0	(168,000)
0% 	Blackspot - North Coyrecup/Nyabing Road	Transport		75,000	0	0	(75,000)
0% 	Blackspot - McKenzie/Withers	Transport		63,000	0	0	(63,000)
15% 	R2R - Wolyaming Road SLK 4.548-11.048	Transport		130,000	0	18,915	(111,085)
0% 	R2R - Langaweira Road	Transport		100,368	0	0	(100,368)
0% 	R2R - Onslow Road SLK 0-1.4	Transport	5	35,000	35,000	0	(35,000)
60% 	R2R - Lake Coyrecup	Transport		165,000	0	98,665	(66,335)
0% 	Council Roads - Rogers Avenue (Park St to Harris St)	Transport		75,000	0	0	(75,000)
0% 	Council Roads - Coate Street (Carew St to Conroy St)	Transport		80,000	0	0	(80,000)
0% 	Emu Lane Resurfacing	Transport		100,000	0	0	(100,000)
51% 	Special Projects - Various re-sheets & repairs	Transport		150,000	150,000	76,125	(73,875)
62% 	Mitigation Works for BFB Near Roundabout	Transport		14,500	0	9,000	(5,500)
Infrastructure - Roads Total				1,519,918	376,928	217,646	(1,302,272)
Infrastructure - Footpaths							
0% 	Cornwall Street Footpath	Transport	5	200,000	50,000	0	(200,000)
0% 	Clive Street West Footpath	Transport		170,000	0	0	(170,000)
1% 	Federal - Local Roads & Community Infrastructure Expenditure	Transport		351,812	0	2,390	(349,422)
0% 	Carew Street Asphalt Dual Use Path	Transport	4	0	0	182	182
Infrastructure - Footpaths Total				721,812	50,000	2,572	(719,240)

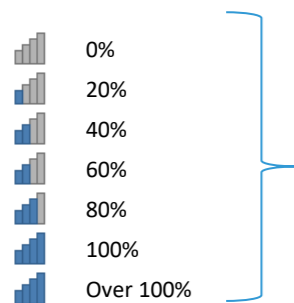
Capital expenditure total

% of Completion  Level of completion indicator, please see table at the end of this note for further detail.

	Account Description	Program	Key Information Note	Adopted		YTD Actual	Variance (Under)/Over
				Budget	YTD Budget		
Infrastructure - Other							
0%	 Paving around Ram & Landscaping Improvements Saleyards	Economic services	4	0	0	40,280	40,280
0%	 Cctv Cameras At Saleyards	Economic services	5	5,200	5,200	0	(5,200)
0%	 Saleyard Sustainable Energy Improvements	Economic services		150,000	0	0	(150,000)
0%	 Katanning Landcare/Katanning Creek Project	Economic services		10,000	0	0	(10,000)
79%	 Standpipe Upgrades	Economic services		200,000	100,000	158,752	(41,248)
1%	 KLC Dam Expansion	Economic services		230,000	0	2,273	(227,727)
0%	 Wayfinding Signage	Economic services	5	20,000	20,000	0	(20,000)
0%	 Tourism Business Promtion	Economic services	5	50,000	50,000	0	(50,000)
0%	 Katanning Art Prize	Economic services	5	20,000	20,000	0	(20,000)
88%	 Variable Message Sign 2	Economic services	2	30,000	30,000	26,460	(3,540)
0%	 Kupara Park	Recreation and culture	5	80,000	80,000	0	(80,000)
0%	 Fencing at Aerodrome	Transport		30,000	0	0	(30,000)
0%	 Airport - Linemarking to meet regulations	Transport		20,000	0	0	(20,000)
48%	 Bunded Fuel Tank at Depot - Unleaded	Transport		6,750	6,750	3,252	(3,498)
Infrastructure - Other Total				851,950	311,950	231,016	(620,934)
				12,734,757	5,218,532	5,441,807	(14,585,900)

KEY INFORMATION

- 1 Heritage project - 2019/20 project costs have been finalised; 2020/21 budget will be amended in the budget review.
- 2 Variable message signs - one under budget and one over budget.
- 3 Budgeted as net changeover. Will be addressed in the budget review.
- 4 Expenditure relating to 2019/20 budget. Will be addressed in the budget review.
- 5 Project has not yet commenced.



Percentage Year to Date Actual to Annual Budget expenditure where the expenditure over budget highlighted in red.

NOTES TO THE STATEMENT OF FINANCIAL ACTIVITY
FOR THE PERIOD ENDED 31 DECEMBER 2020

10.2.2
FINANCING ACTIVITIES
NOTE 9
BORROWINGS

Repayments - borrowings

Information on borrowings Particulars	Loan No.	1 July 2020	New Loans		Principal Repayments		Principal Outstanding		Interest Repayments	
			Actual	Budget	Actual	Budget	Actual	Budget	Actual	Budget
		\$	\$	\$	\$	\$	\$	\$	\$	
Governance										
New Admin Building	158	2,325,940	0	0	45,601	92,069	2,280,339	2,233,871	52,418	87,519
Aged & Key Worker Accommodation	159	0	710,000	710,000	0	40,431	710,000	669,569	0	15,399
Recreation and culture										
Katanning Aquatic Centre	148	0			0	0	0	0	88	0
Other property and services										
Road Sweeper	156	121,030	0	0	29,714	59,787	91,316	61,243	1,988	2,569
Tipping Truck	157	78,942	0	0	19,381	38,997	59,561	39,945	1,297	1,676
WaterCart	160	0	170,000	170,000	0	15,376	170,000	154,624	0	3,660
CAT Grader (1DPP247)	161	0	250,000	250,000	0	22,611	250,000	227,389	0	5,376
Total		2,525,912	1,130,000	1,130,000	94,696	269,271	3,561,216	3,386,641	55,791	116,200
Current borrowings		269,271					96,157			
Non-current borrowings		2,256,641					3,465,059			
		2,525,912					3,561,216			

All debenture repayments were financed by general purpose revenue.

New borrowings 2020-21

Particulars	Amount Borrowed	Amount Borrowed	Institution	Loan Type	Term Years	Total Interest & Charges	Interest Rate	Amount (Used)		Balance Unspent
	Actual	Budget						Actual	Budget	
	\$	\$				\$	%	\$	\$	\$
Aged & Key Worker Accommodation	710,000	710,000	WATC	Debenture	15	15,399	2.20	710,000	710,000	0
WaterCart	170,000	170,000	WATC	Debenture	10	3,660	2.20	170,000	170,000	0
CAT Grader (1DPP247)	250,000	250,000	WATC	Debenture	10	5,376	2.20	250,000	250,000	0
	1,130,000	1,130,000				24,435		1,130,000	1,130,000	0

Unspent borrowings

The Shire has no unspent debenture funds as at 30th June 2020, nor is it expected to have unspent funds as at 30th June 2021.

KEY INFORMATION

All loans and borrowings are initially recognised at the fair value of the consideration received less directly attributable transaction costs. After initial recognition, interest-bearing loans and borrowings are subsequently measured at amortised cost using the effective interest method. Fees paid on the establishment of loan facilities that are yield related are included as part of the carrying amount of the loans and borrowings.

**NOTES TO THE STATEMENT OF FINANCIAL ACTIVITY
FOR THE PERIOD ENDED 31 DECEMBER 2020**

10.2.2
FINANCING ACTIVITIES
NOTE 10
LEASE LIABILITIES

Movement in carrying amounts

Information on leases Particulars	Lease No.	1 July 2020	New Leases		Principal Repayments		Principal Outstanding		Interest Repayments	
			Actual	Budget	Actual	Budget	Actual	Budget	Actual	Budget
		\$	\$	\$	\$	\$	\$	\$	\$	
Law, order, public safety										
CESM Vehicle - Isuzu D-Max Ute	522401/003	44,428	0	0	4,825	9,903	39,603	34,525	1,288	2,643
Community amenities										
LCDC Vehicle - Holden Colorado	1706081/1	4,010	0	0	1,865	3,731	2,145	279	0	0
Recreation and culture										
Matrix Spin Bicycles (x11)	41	9,870	0	0	0	0	9,870	9,870	3,343	4,899
Total		58,308	0	0	6,690	13,634	51,618	44,674	4,631	7,542
Current lease liabilities		19,589					12,899			
Non-current lease liabilities		38,719					38,719			
		58,308					51,618			

All lease repayments were financed by general purpose revenue.

KEY INFORMATION

At inception of a contract, the Shire assesses if the contract contains or is a lease. A contract is, or contains, a lease if the contract conveys the right to control the use of an identified asset for a period of time in exchange for consideration. At the commencement date, a right of use asset is recognised at cost and lease liability at the present value of the lease payments that are not paid at that date. The lease payments are discounted using that date. The lease payments are discounted using the interest rate implicit in the lease, if that rate can be readily determined. If that rate cannot be readily determined, the Shire uses its incremental borrowing rate.

All contracts classified as short-term leases (i.e. a lease with a remaining term of 12 months or less) and leases of low value assets are recognised as an operating expense on a straight-line basis over the term of the lease.

NOTES TO THE STATEMENT OF FINANCIAL ACTIVITY
FOR THE PERIOD ENDED 31 DECEMBER 2020

Cash backed reserve

Reserve name	Opening Balance	Budget Interest Earned	Actual Interest Earned	Budget Transfers In (+)	Actual Transfers In (+)	Budget Transfers Out (-)	Actual Transfers Out (-)	Budget Closing Balance	Actual YTD Closing Balance
	\$	\$	\$	\$	\$	\$	\$	\$	\$
Plant Replacement Reserve	976,153	9,765	660	(579)	0	(447,999)	0	537,340	976,813
Employee Leave Reserve	749,637	7,420	507	25,000	0	0	0	782,057	750,144
Amherst Village Building Maintenance Rese	104,444	1,045	70	0	0	(58,210)	0	47,279	104,514
Amherst Village Refundable Deposits Reser	1,030,341	10,311	697	0	0	0	0	1,040,652	1,031,038
Saleyard Reserve	1,048,271	10,490	710	0	0	0	0	1,058,761	1,048,981
Waste Management Reserve	1,158,216	11,589	784	0	0	(565,000)	0	604,805	1,159,000
Land & Building Reserve	2,440,279	24,420	1,652	510,000	0	(106,000)	0	2,868,699	2,441,931
Land & Building Facilities for Seniors Reserv	638,305	6,387	431	0	0	(125,000)	0	519,692	638,736
New Saleyard Reserve	573,521	5,739	389	270,000	0	(150,000)	0	699,260	573,910
Christmas Decoration Reserve	30,900	309	21	10,000	0	0	0	41,209	30,921
GRV Revaluation Reserve	21,447	215	14	20,000	0	0	0	41,662	21,461
Quartermaine Oval Reserve	146,755	1,468	99	50,000	0	0	0	198,223	146,854
KLC Facilities Reserve	157,022	1,571	106	50,000	0	(2,500)	0	206,093	157,128
Election Reserve	9,872	99	7	10,000	0	0	0	19,971	9,879
Library Building Reserve	15,293	153	10	2,500	0	(8,000)	0	9,946	15,303
Community & Economic Development Proje	268,831	2,688	182	0	0	0	0	271,519	269,013
Lake Ewlyamartup Facilities Reserve	0	0	0	10,000	0	0	0	10,000	0
Parks & Playgrounds Reserve	0	0	0	30,584	0	0	0	30,584	0
Katanning Aquatic Centre Reserve	0	0	0	30,584	0	0	0	30,584	0
	9,369,287	93,669	6,339	1,018,089	0	(1,462,709)	0	9,018,336	9,375,626

Other current liabilities	Note	Opening Balance 1 July 2020	Liability Increase	Liability Reduction	Closing Balance 31 December 2020
		\$	\$	\$	\$
Contract liabilities					
Unspent grants, contributions and reimbursements					
- operating	13	273,327	0	0	273,327
- non-operating	14	551,153	0	0	551,153
Total unspent grants, contributions and reimbursements		824,480	0	0	824,480
Provisions					
Annual leave		369,929			369,929
Long service leave		288,046		(11,311)	276,735
Total Provisions		657,975	0	(11,311)	646,664
Total other current assets		1,482,455	0	(11,311)	1,471,144
Amounts shown above include GST (where applicable)					

A breakdown of contract liabilities and associated movements is provided on the following pages at Note 13 and 14

KEY INFORMATION

Provisions

Provisions are recognised when the Shire has a present legal or constructive obligation, as a result of past events, for which it is probable that an outflow of economic benefits will result and that outflow can be reliably measured.

Provisions are measured using the best estimate of the amounts required to settle the obligation at the end of the reporting period.

Employee benefits

Short-term employee benefits

Provision is made for the Shire's obligations for short-term employee benefits. Short-term employee benefits are benefits (other than termination benefits) that are expected to be settled wholly before 12 months after the end of the annual reporting period in which the employees render the related service, including wages, salaries and sick leave. Short-term employee benefits are measured at the (undiscounted) amounts expected to be paid when the obligation is settled.

The Shire's obligations for short-term employee benefits such as wages, salaries and sick leave are recognised as a part of current trade and other payables in the calculation of net current assets.

Other long-term employee benefits

The Shire's obligations for employees' annual leave and long service leave entitlements are recognised as provisions in the statement of financial position.

Long-term employee benefits are measured at the present value of the expected future payments to be made to employees. Expected future payments incorporate anticipated future wage and salary levels, durations of service and employee departures and are discounted at rates determined by reference to market yields at the end of the reporting period on government bonds that have maturity dates that approximate the terms of the obligations. Any remeasurements for changes in assumptions of obligations for other long-term employee benefits are recognised in profit or loss in the periods in which the changes occur. The Shire's obligations for long-term employee benefits are presented as non-current provisions in its statement of financial position, except where the Shire does not have an unconditional right to defer settlement for at least 12 months after the end of the reporting period, in which case the obligations are presented as current provisions.

Contract liabilities

An entity's obligation to transfer goods or services to a customer for which the entity has received consideration (or the amount is due) from the customer. Grants to acquire or construct recognisable non-financial assets to identified specifications be constructed to be controlled by the Shire are recognised as a liability until such time as the Shire satisfies its obligations under the agreement.

**NOTES TO THE STATEMENT OF FINANCIAL ACTIVITY
FOR THE PERIOD ENDED 31 DECEMBER 2020**

NOTE 13

OPERATING GRANTS AND CONTRIBUTIONS

Provider	Unspent operating grant, subsidies and contributions liability					Operating grants, subsidies and contributions revenue		
	Liability	Increase	Liability	Liability	Current	Adopted Budget	YTD	YTD Revenue
	1 July 2020	in Liability	Reduction (As revenue)	31 Dec 2020	Liability 31 Dec 2020	Revenue	Budget	Actual
	\$	\$	\$	\$	\$	\$	\$	\$
Operating grants and subsidies								
Governance								
KCC Redevelopment Project Grant Revenue - Auspicing (S	170,000	0	0	170,000	170,000	170,000	170,000	0
General purpose funding								
General Purpose Grant (GPF)	0	0	0	0	0	714,269	357,134	362,160
Untied Road Grant (GPF)	0	0	0	0	0	217,778	108,890	110,953
Special Bridge Grant (FAGS)	35,545	0	0	35,545	35,545	0	0	0
Law, order, public safety								
BFB LGGS Income	0	0	0	0	0	41,781	10,445	10,445
Cat Act Implementation Project (inc)	254	0	0	254	254	254	254	0
Driver Reviver Signage	20,000	0	0	20,000	20,000	20,000	20,000	0
Education and welfare								
Fostering Integration Grant Income	1,291	0	0	1,291	1,291	1,291	1,291	0
National Youth Week Grant Income (CDOW)	0	0	0	0	0	1,000	498	0
NAIDOC Week Grant Income (CDOW)	1,091	0	0	1,091	1,091	1,091	1,091	0
Thank-A-Volunteer Day Grant Income	0	0	0	0	0	1,500	1,500	700
Piaf Grant Income	1,000	0	0	1,000	1,000	1,000	1,000	0
Youth Engagement Grant Income	0	0	0	0	0	10,000	4,998	0
Covid Crisis Relief - Lotterywest	0	0	0	0	0	20,000	20,000	0
Cultural Awareness	0	0	0	0	0	20,000	20,000	0
Covid 19 Community Relief	0	0	0	0	0	20,000	20,000	21,890
Grant Income Indigenous Governance	3,500	0	0	3,500	3,500	3,500	3,500	0
Harmony Festival Grant Income (CDOW)	7,595	0	0	7,595	7,595	7,595	3,798	0
All Ways 5 Days Project Income (CDOW)	5,130	0	0	5,130	5,130	5,130	0	0
Recreation and culture								
Sports Engagement & Inclusion Program	0	0	0	0	0	89,572	89,572	67,179
International People With Disabilities Day	0	0	0	0	0	0	0	1,000
Kidsport	332	0	0	332	332	332	332	0
Get Online Week Grant	180	0	0	180	180	180	180	0
Regional Venues Improvement Fund Grant	70	0	0	70	70	5,070	0	25,700
RETB Exhibition Reimbursements	0	0	0	0	0	3,000	3,000	6,272

NOTES TO THE STATEMENT OF FINANCIAL ACTIVITY
FOR THE PERIOD ENDED 31 DECEMBER 2020

NOTE 13

OPERATING GRANTS AND CONTRIBUTIONS

Provider	Unspent operating grant, subsidies and contributions liability					Operating grants, subsidies and contributions revenue		
	Liability 1 July 2020	Increase in Liability	Liability Reduction (As revenue)	Liability 31 Dec 2020	Current Liability 31 Dec 2020	Adopted Budget Revenue	YTD Budget	YTD Revenue Actual
	\$	\$	\$	\$	\$	\$	\$	\$
Transport								
Community Safe Speed Promise Grant	1,004	0	0	1,004	1,004	1,004	0	
Direct Road Grant (MRBD)	0	0	0	0	0	110,000	123,752	
Street Light Subsidy (MRBD)	0	0	0	0	0	2,367	2,010	
Economic services								
BBRF - Economic Innovation	0	0	0	0	0	19,000	12,500	
Tourism Attraction And Development Grant	0	0	0	0	0	80,000	0	
Wheatbelt NRM - Lake Ewlyamartup	3,782	0	0	3,782	3,782	3,783	0	
Auspicing - Hidden Treasures (TOU)	13,015	0	0	13,015	13,015	13,015	0	
	263,789	0	0	263,789	263,789	1,583,511	975,887	744,561
Operating contributions								
Governance								
ADM - LSL Reimbursement	0	0	0	0	0	0	12,463	
Insurance Scheme Surplus (ADM)	0	0	0	0	0	28,478	34,780	
General purpose funding								
ESL Commission (GPF)	0	0	0	0	0	4,000	4,000	
Rates Legal Fees Reimbursement (GPI)	0	0	0	0	0	30,000	16,936	
Law, order, public safety								
CESM Contributions & Reimbursements	0	0	0	0	0	113,983	0	
Emergency Incidents Reimbursements (FPV)	0	0	0	0	0	5,000	0	
Education and welfare								
Youth Activities Grant Income (CDOW)	9,538	0	0	9,538	9,538	42,208	24,911	
Seniors Week Grant Income (CDOW)	0	0	0	0	0	1,000	0	
Harmony Festival Contributions (CDOW)	0	0	0	0	0	51,000	364	
Community amenities								
LCDC Vehicle Lease Reimbursement (POE)	0	0	0	0	0	3,731	1,865	
Transport								
Commissions & Contributions (TPL)	0	0	0	0	0	90,000	50,064	
	9,538	0	0	9,538	9,538	369,401	225,934	145,382
TOTALS	273,327	0	0	273,327	273,327	1,952,912	1,201,821	889,944

NOTES TO THE STATEMENT OF FINANCIAL ACTIVITY
FOR THE PERIOD ENDED 31 DECEMBER 2020

NON-OPERATING GRANTS AND CONTRIBUTIONS

Provider	Unspent non operating grants, subsidies and contributions liability					Non operating grants, subsidies and contributions revenue		
	Liability 1 July 2020	Increase in Liability	Liability Reduction (As revenue)	Liability 31 Dec 2020	Current Liability 31 Dec 2020	Adopted Budget Revenue	YTD Budget	YTD Revenue Actual
	\$	\$	\$	\$	\$	\$	\$	\$
Non-operating grants and subsidies								
Governance								
Heritage Centre Project DPIRD Grant Funds (ST)	0	0	0	0	0	2,083,354	2,083,354	2,083,354
Heritage Centre Project Other Grant Funds (ST)	0	0	0	0	0	966,037	483,018	513,951
Great Southern Aged Accommodation Project R	0	0	0	0	0	1,668,693	834,346	334,751
Health								
Medical Centre	499,307	0	0	499,307	499,307	499,307	249,654	0
Community amenities								
CLGF Regional re Regional Waste Initiative Incon	0	0	0	0	0	148,350	148,350	58,745
Transport								
Regional Road Group Funding (CRBD)	0	0	0	0	0	354,700	141,880	141,880
Black Spot Funding (R.R.G.)	0	0	0	0	0	92,000	92,000	36,800
Roads to Recovery Funding (CRBD)	26,846	0	0	26,846	26,846	338,736	338,736	0
Grant Income (AERO)	0	0	0	0	0	15,000	15,000	0
Economic services								
Tourism Attraction And Development Grant Incc	25,000	0	0	25,000	25,000	10,960	0	0
Drought Affected Communities Grant	0	0	0	0	0	1,000,000	1,000,000	454,545
Local Roads & Community Infrastructure Grant	0	0	0	0	0	351,812	351,812	159,915
	551,153	0	0	551,153	551,153	7,528,949	5,738,150	3,783,941
Non-operating contributions								
Recreation and culture								
Contribution towards KCC Clubhouse (ORS)	0	0	0	0	0	309,083	309,083	0
	0	0	0	0	0	309,083	309,083	0
TOTALS	551,153	0	0	551,153	551,153	7,838,032	6,047,233	3,783,941

**NOTES TO THE STATEMENT OF FINANCIAL ACTIVITY
FOR THE PERIOD ENDED 31 DECEMBER 2020**

Funds held at balance date over which the Shire has no control and which are not included in this statement are as follows:

Description	Opening Balance	Amount	Amount	Closing Balance
	1 July 2020	Received	Paid	31 Dec 2020
	\$	\$	\$	\$
Carpark Contribution Liability	8,168	0	0	8,168
Public Open Space Contribution Liability A/c	38,000	0	0	38,000
	46,168	0	0	46,168

KEY INFORMATION

Accounts deemed to not be Trust through the final audit process are now held as municipal funds:
Ag Society Contributions, Katanning Cinema Project Contributions, Local Fire Brigade Funds.

**NOTES TO THE STATEMENT OF FINANCIAL ACTIVITY
FOR THE PERIOD ENDED 31 DECEMBER 2020**

10.2.2 NOTE 16
BUDGET AMENDMENTS

There have been no amendments to the original budget since budget adoption.

**NOTES TO THE STATEMENT OF FINANCIAL ACTIVITY
FOR THE PERIOD ENDED 31 DECEMBER 2020**

10.2.2
NOTE 17
EXPLANATION OF MATERIAL VARIANCES

The material variance thresholds are adopted annually by Council as an indicator of whether the actual expenditure or revenue varies from the year to date Actual materially.

The material variance adopted by Council for the 2020-21 year is \$10,000 or 10.00% whichever is the greater.

Reporting Program	Var. \$	Var. %	Timing/ Permanent	Explanation of Variance
	\$	%		
Revenue from operating activities				
Governance	(80,365)	(37.27%)	▼ Permanent	Grant funding for KCC Redevelopment project received in prior FY's, currently reflected in Contract Liabilities and will be recognised as revenue when expended (\$170,000). Unbudgeted contribution to Rotary wheel received (\$19,793), ATO refund (\$31,457) and staff long service leave reimbursements from other Councils (\$12,463), which will be accounted for in the budget review.
General purpose funding - rates	(43,687)	(1.03%)	Permanent	Rates writeoff (July OCM) and rates exemptions (August OCM) unbudgeted.
General purpose funding - other	(34,707)	(5.71%)	Permanent	Reserves and municipal interest lower than budgeted, low interest rates and no current multi-month investments (\$53,497 variance). Rates interest over budget (\$14,161 variance) and will be reviewed.
Law, order and public safety	(77,858)	(64.76%)	▼ Timing	CESM reimbursement invoiced in January (\$56,992 variance). Grant funding (\$20,000) for the mobile messaging trailer to be transferred from Contract liabilities.
Health	(1,214)	(95.89%)		No material variances.
Education and welfare	(104,761)	(68.24%)	▼ Timing	Awaiting a covid relief grant (\$20,000), cultural awareness grant (\$20,000) and Harmony Festival grants (\$53,434).
Housing	(34,774)	(38.12%)	▼ Permanent	Other tenancy arrangements (AMV) full year budget of \$10,120 will be referred to budget review as the income relating to this is reflected in account Tenants Fee (AMV).
Community amenities	400	0.05%	Permanent	Planning assessment fees exceeding full year budget (\$5,334).
Recreation and culture	(83,056)	(25.60%)	▼ Permanent	Art on the Move funding unbudgeted in 2020/21 (\$25,700). Revenue relating to the Piesse Park Irrigation Project was processed in FY 2019/20 as per audit processes. Both referred to budget review. Sports Engagement & Inclusion Program funding has not yet been fully received (\$22,393).
Transport	149,189	91.92%	▲ Permanent	Proceeds from the disposal of assets budgeted under Other Property and Services, but processed under Transport. Referred to the budget review to move to this reporting program. Direct road grant received greater than budgeted (\$13,752).
Economic services	(28,790)	(8.03%)	Permanent	Standpipe revenue under budget (\$22,240 variance) awaiting recovery of usage data from some standpipes. Bloom Festival grant funding not received (\$6,510).
Other property and services	(123,126)	(111.47%)	▼ Permanent	Proceeds from the disposal of assets (\$93,540) and profit on sale of assets will be processed once audit has been finalised (\$48,040). Fuel rebate lower than budgeted (\$16,469 variance) and will be referred to the budget review.

**NOTES TO THE STATEMENT OF FINANCIAL ACTIVITY
FOR THE PERIOD ENDED 31 DECEMBER 2020**

10.2.2

NOTE 17

EXPLANATION OF MATERIAL VARIANCES

The material variance thresholds are adopted annually by Council as an indicator of whether the actual expenditure or revenue varies from the year to date Actual materially.

The material variance adopted by Council for the 2020-21 year is \$10,000 or 10.00% whichever is the greater.

Reporting Program	Var. \$	Var. %	Timing/ Permanent	Explanation of Variance
	\$	%		
Expenditure from operating activities				
Governance	(77,044)	(11.51%)	▼ Permanent	Depreciation will be processed following the finalisation of the audit. Admin Salary costs (\$18,960) under budget. Computer software subscriptions are over budget by timing. Professional services are over full year budget (\$15,000), Consultants (\$14,000) and integrated planning (\$30,000) under budget.
General purpose funding	(23,637)	(16.08%)	▼ Timing	Administration allocation less than budgeted ytd, anticipate to meet full year budget (\$25,073).
Law, order and public safety	(81,479)	(27.26%)	▼ Timing	Depreciation will be processed following the finalisation of the audit.
Health	(32,199)	(28.23%)	▼ Timing	Depreciation will be processed following the finalisation of the audit. Health Consultants budget has not yet been expended (\$30,000). Salary costs currently over budget (\$9,212) following staff movements.
Education and welfare	(150,152)	(48.60%)	▼ Timing	Depreciation will be processed following the finalisation of the audit. Expenditure on Harmony Festival (\$29,702 variance), COVID community relief grant (\$20,000) cultural awareness grant (\$20,000) and other community projects (\$9,107) below YTD budget.
Housing	(200,706)	(47.38%)	▼ Permanent	Depreciation will be processed following the finalisation of the audit. Loss on sale of asset will be processed once audit has been finalised (\$126,618).
Community amenities	(102,106)	(16.04%)	▼ Timing	Depreciation will be processed following the finalisation of the audit. Works Program refuse site under budget allocation (\$15,955 variance).
Recreation and culture	(863,996)	(42.50%)	▼ Permanent	Depreciation will be processed following the finalisation of the audit. KAC contract management below budget (\$20,512) awaiting invoice. KAC Maintenance above full budget (\$7,000). Works Program - other reserves over budget (\$75,151). Sports Engagement Officer expenditure below budget due to timing of commencement (\$35,067).
Transport	(1,385,425)	(64.33%)	▼ Timing	Depreciation will be processed following the finalisation of the audit. Timing of works program; Footpath maintenance is below budget (\$66,996) and rural roads maintenance is over budget (\$44,233).
Economic services	(414,813)	(53.19%)	▼ Timing	Depreciation will be processed following the finalisation of the audit. Rural utilities under budget (\$18,441 variance), spread evenly across FY but higher standpipe use occurs December - April. Saleyard plant expenses below budget (\$18,607 variance). Visitor servicing under budget (\$10,000). BBRF funding expenditure has not commenced (\$9,498).
Other property and services	(314,491)	(240.92%)	▼ Timing	Depreciation will be processed following the finalisation of the audit. Fuel purchases under budget (\$47,207).

**NOTES TO THE STATEMENT OF FINANCIAL ACTIVITY
FOR THE PERIOD ENDED 31 DECEMBER 2020**

EXPLANATION OF MATERIAL VARIANCES

The material variance thresholds are adopted annually by Council as an indicator of whether the actual expenditure or revenue varies from the year to date Actual materially.

The material variance adopted by Council for the 2020-21 year is \$10,000 or 10.00% whichever is the greater.

Reporting Program	Var. \$	Var. %	Timing/ Permanent	Explanation of Variance
	\$	%		
Investing activities				
Proceeds from non-operating grants, subsidies and contributions	(2,263,292)	(37.43%)	▼ Timing	Timing of budget allocations. KCC clubhouse contribution has not yet been recouped (\$309,083). Roads grants (\$393,936 variance) have not yet been received, awaiting finalisation of grant acquittal. Part payments of the drought affected communities grant (\$545,455 variance), GS aged accommodation project (\$499,595 variance) regional waste initiative (\$89,605 variance) and local roads and community infrastructure grant (\$191,897 variance) have been received. Grant funding for the medical centre was received last FY and will be moved from contract liabilities as the project is expended (\$249,654 variance).
Proceeds from disposal of assets	34,694	7.59%	Timing	Proceeds from disposal of assets will be processed once the audit has been finalised.
Payments for property, plant and equipment and infrastructure	223,275	4.28%	Timing	Variances relating to the timing of expenditure on large projects (under ytd budget - Heritage, medical centre, over ytd budget - accommodation), plant purchases (over budget - \$663,244 variance due to carry forward projects) and roads under budget (\$159,282).
Financing activities				
Transfer from reserves	(793,480)	(100.00%)	▼ Timing	Timing, transfers will be carried out as projects are complete.
Transfer to reserves	(552,949)	(98.87%)	▼ Timing	Timing, transfers will be carried out in 2021.



Shire of
Katanning
Heart of the Great Southern

List of Accounts Paid
January 2021



Schedule of Accounts Paid - January 2021

10.2.3

Cheque Payments

Chq/EFT	Date	Name	Description	Invoice Amount	Payment Total
1 42357	15/01/2021	SHIRE OF KATANNING			212.00
INV DEDUCTION	23/12/2020	SHIRE OF KATANNING	Payroll Deductions	54.00	
INV DEDUCTION	23/12/2020	SHIRE OF KATANNING	Payroll Deductions	48.00	
INV DEDUCTION	06/01/2021	SHIRE OF KATANNING	Payroll Deductions	66.00	
INV DEDUCTION	06/01/2021	SHIRE OF KATANNING	Payroll Deductions	44.00	
2 42358	21/01/2021	SHIRE OF KATANNING			110.00
INV DEDUCTION	20/01/2021	SHIRE OF KATANNING	Payroll Deductions	66.00	
INV DEDUCTION	20/01/2021	SHIRE OF KATANNING	Payroll Deductions	44.00	
3 42359	29/01/2021	SHIRE OF KATANNING			505.90
INV PETTYCSHJAN21	20/01/2021	SHIRE OF KATANNING	ADMIN Petty Cash January 2021	505.90	
Cheque Total				\$ 827.90	

EFT Payments

Chq/EFT	Date	Name	Description	Invoice Amount	Payment Total
4 PAY	6/01/2021	PAYROLL			105,784.81
PAY	6/01/2021	PAYROLL	Payroll PAY 14	105,784.81	
5 EFT31255	15/01/2021	REGIONAL RETAILERS PTY LTD			150.50
INV 022875	30/11/2020	REGIONAL RETAILERS PTY LTD	COMMUNITIES Supplies for Thank a Volunteer Day & Water for Nightfields	70.50	
INV 063381	30/11/2020	REGIONAL RETAILERS PTY LTD	COMMUNITIES Two 10L Beverage Dispensers	80.00	
6 EFT31256	15/01/2021	BELGRAVIA HEALTH & LEISURE GROUP			21,718.14
INV B031799	28/12/2020	BELGRAVIA HEALTH & LEISURE GROUP	KAC Management Fees December 20	21,718.14	
7 EFT31257	15/01/2021	ATC WORK SMART			99.48
INV GT19209	17/12/2020	ATC WORK SMART	ADMIN Salary Costs School Based Traineeship 12444	99.48	
8 EFT31258	15/01/2021	BGC Construction Pty Ltd			291,860.15
INV 70667-06	17/12/2020	BGC Construction Pty Ltd	GREAT SOUTHERN AGED ACCOMMODATION PROJECT Claim Six Joinery & Cabinetwork	291,860.15	

Schedule of Accounts Paid - January 2021

10.2.3

Chq/EFT	Date	Name	Description	Invoice Amount	Payment Total
9	EFT31259	15/01/2021	BGL Solutions Pty Ltd		13,706.83
	INV 0004090	18/12/2020	BGL Solutions Pty Ltd	AAPG Grounds Maintenance 181220	1,265.00
	INV 0004095	25/12/2020	BGL Solutions Pty Ltd	AAPG Grounds Maintenance 251220	1,265.00
	INV 0004096	01/01/2021	BGL Solutions Pty Ltd	AAPG Grounds Maintenance 010121	1,265.00
	INV 0004101	03/01/2021	BGL Solutions Pty Ltd	AAPG Grounds Maintenance NFE Application 030121	731.50
	INV 0004103	07/01/2021	BGL Solutions Pty Ltd	AAPG Grounds Maintenance Stamina 90 Application 070121	1,290.58
	INV 0004102	07/01/2021	BGL Solutions Pty Ltd	AAPG Grounds Maintenance Turf Aeration Renovations & Insecticide 070121	6,624.75
	INV 0004105	08/01/2021	BGL Solutions Pty Ltd	AAPG Grounds Maintenance 080121	1,265.00
10	EFT31260	15/01/2021	Mandy's Music		250.00
	INV 00003	05/12/2020	Mandy's Music	COMMUNITIES Thank-a-Volunteer Day Music Entertainment	250.00
11	EFT31261	15/01/2021	Obst Contracting		407.00
	INV 0049	08/12/2020	Obst Contracting	BFB Fire Mitigation Piesse St	198.00
	INV 0050	08/12/2020	Obst Contracting	BFB Fire Mitigation Works Park St	209.00
12	EFT31262	15/01/2021	KATANNING SECURITY PROTECTION PTY LTD		588.00
	INV 00000403	01/01/2021	KATANNING SECURITY PROTECTION PTY LTD	ADMIN Building Alarm Response 311220	196.00
	INV 00000404	11/01/2021	KATANNING SECURITY PROTECTION PTY LTD	ADMIN Building Alarm Responses 060121 & 100121	392.00
13	EFT31263	15/01/2021	POWELL SECURITY SERVICES		770.00
	INV 14031	18/12/2020	POWELL SECURITY SERVICES	SALEYARDS Recovery of CCTV Storage Server	770.00
14	EFT31264	15/01/2021	West Australian Opera		5,500.00
	INV 00015830	16/12/2020	West Australian Opera	TOWN HALL 50% Deposit for Performance 270321	5,500.00
15	EFT31265	15/01/2021	AHERN AUSTRALIA PTY LTD		1,055.53
	INV S759387	04/12/2020	AHERN AUSTRALIA PTY LTD	MHP14AT Seal Kit for Hydro Ram & Three Monthly Service	1,055.53
16	EFT31266	15/01/2021	CONNECT TECHNOLOGY AUSTRALIA		132.00
	INV 90826	11/01/2021	CONNECT TECHNOLOGY AUSTRALIA	ADMIN PBX Panasonic NS700 Voice Mail Setup	132.00

Schedule of Accounts Paid - January 2021

10.2.3

	Chq/EFT	Date	Name	Description	Invoice Amount	Payment Total
17	EFT31267	15/01/2021	AMPAC DEBT RECOVERY (WA) PTY LTD			2,212.00
	INV 71741	31/12/2020	AMPAC DEBT RECOVERY (WA) PTY LTD	RATES Debt Recovery December 2020	2,212.00	
18	EFT31268	15/01/2021	ANISH PEEDIKAYIL PUNNOOSE			6,007.50
	INV 6	07/01/2021	ANISH PEEDIKAYIL PUNNOOSE	CLEANING Public Amenities December 2020	6,007.50	
19	EFT31269	15/01/2021	A.R.M SECURITY-CTI SECURITY SERVICES PTY LTD			222.01
	INV CINS3096460	14/12/2020	A.R.M SECURITY-CTI SECURITY SERVICES PTY LTD	KLC Alarm Monitoring Charges 1 January - 30 March 2021	222.01	
20	EFT31270	15/01/2021	AUSTRALIAN TAXATION OFFICE			60,771.00
	INV PAYG	23/12/2020	AUSTRALIAN TAXATION OFFICE	PAYG PAY 13	35,424.00	
	INV PAYG	06/01/2021	AUSTRALIAN TAXATION OFFICE	PAYG PAY 14	25,347.00	
21	EFT31271	15/01/2021	AUSTRALIA POST			385.97
	INV 1010200687	03/01/2021	AUSTRALIA POST	DAILY POSTAGE Fee December 2020	385.97	
22	EFT31272	15/01/2021	AYTON BAESJOU PLANNING			7,500.00
	INV 2463	08/01/2021	AYTON BAESJOU PLANNING	PLANNING Consultant Fee December 2020	7,500.00	
23	EFT31273	15/01/2021	BEAUREPAIRES			490.00
	INV 77731	24/11/2020	BEAUREPAIRES	KA24434 Caterpillar PS-300C Tyre Repair	490.00	
24	EFT31274	15/01/2021	B G BROWN GEOTECHNICAL			1,485.00
	INV 20067.2	31/12/2020	B G BROWN GEOTECHNICAL	PIESSE LAKE Geotechnical Investigation of Bulk Earthworks	1,485.00	
25	EFT31275	15/01/2021	BLIGHTS AUTO ELECTRICS			412.00
	INV 14426	27/11/2020	BLIGHTS AUTO ELECTRICS	KA357 MAZDA T/TOP A/C Regas & New Climate Control Knobs	381.00	
	INV 14599	17/12/2020	BLIGHTS AUTO ELECTRICS	1TVP865 Elross Food Van Trailer Adaptor	31.00	
26	EFT31276	15/01/2021	SANDY BOXALL			1,920.00
	INV 00000400	17/12/2020	SANDY BOXALL	GOVERNANCE Catering for Staff Christmas Party	1,920.00	
27	EFT31277	15/01/2021	BUILDING SERVICE LEVY			403.67
	INV T93	12/01/2021	BUILDING SERVICE LEVY	BUILDING SERVICES LEVY FOR THE MONTH OF DECEMBER 2020	403.67	

Schedule of Accounts Paid - January 2021

10.2.3

	Chq/EFT	Date	Name	Description	Invoice Amount	Payment Total
28	EFT31278	15/01/2021	BTW RURAL SUPPLIES			1,260.00
	INV 28168	09/12/2020	BTW RURAL SUPPLIES	BFB Adaptors for Katanning Central Fire Appliance	710.00	
	INV 28328	18/12/2020	BTW RURAL SUPPLIES	AMHERST VILLAGE Sprinkler Heads & Hoses	550.00	
29	EFT31279	15/01/2021	BURANDO HILL PROPERTIES PTY LTD			443.93
	INV #KAT17538	09/12/2020	BURANDO HILL PROPERTIES PTY LTD	PLANT Jockey Wheel for Mechanics Trailer	67.16	
	INV #KAT17542	09/12/2020	BURANDO HILL PROPERTIES PTY LTD		336.38	
	INV #KAT17690	05/01/2021	BURANDO HILL PROPERTIES PTY LTD	DEPOT Maintenance Valueflex Hose	40.39	
30	EFT31280	15/01/2021	THE DAILY GRIND CAFE			125.00
	INV 2	08/01/2021	THE DAILY GRIND CAFE	COMMUNITIES Catering for Thank-a-Volunteer Day	125.00	
31	EFT31281	15/01/2021	DELTA ECHO PTY LTD T/A FAR LANE			1,815.00
	INV 333	16/12/2020	DELTA ECHO PTY LTD T/A FAR LANE	TOURISM Scope of Works Katanning Tourism Strategy	1,815.00	
32	EFT31282	15/01/2021	EDWARDS MOTORS PTY LTD			43,909.80
	INV 14107	17/12/2020	EDWARDS MOTORS PTY LTD	KA277 Isuzu Dmax SX Crew Cab with No Trade	43,843.00	
	INV 66633K	23/12/2020	EDWARDS MOTORS PTY LTD	PLANT New Oil Tank for Pole Saw	66.80	
33	EFT31283	15/01/2021	RAY FORD SIGNS			328.24
	INV 12006	18/12/2020	RAY FORD SIGNS	KAC Two Emergency Evacuation Signs	174.90	
	INV 12011	21/12/2020	RAY FORD SIGNS	SIGNS Welfare Centres with Directional Arrow	153.34	
34	EFT31284	15/01/2021	L. E. GARSTONE PLUMBING			820.03
	INV 000525	10/12/2020	L. E. GARSTONE PLUMBING	SALEYARDS Maintenance Chlorine Testing April - December 2020	820.03	
35	EFT31285	15/01/2021	GREAT SOUTHERN WEEKENDER			198.00
	INV 30996	17/12/2020	GREAT SOUTHERN WEEKENDER	ADMIN Christmas Notice/Advert 2020	198.00	
36	EFT31286	15/01/2021	KATANNING AUTO CENTRE			153.50
	INV 8234	06/11/2020	KATANNING AUTO CENTRE	KA24799 ISUZU NPR300 Filters for Service	153.50	
37	EFT31287	15/01/2021	KATANNING PLANT HIRE			545.60
	INV 0124	21/12/2020	KATANNING PLANT HIRE	PIESSE LAKE 25 MPA Concrete Frederick St 031220	545.60	

Schedule of Accounts Paid - January 2021

10.2.3

	Chq/EFT	Date	Name	Description	Invoice Amount	Payment Total
38	EFT31288	15/01/2021	KATANNING WASTE MANAGEMENT			165.00
	INV 0155	07/01/2021	KATANNING WASTE MANAGEMENT	KATANNING COMMUNITY CHILDCARE Empty Skip Bin 151220	165.00	
39	EFT31289	15/01/2021	KATANNING COUNTRY CLUB			484.00
	INV 02306	23/12/2020	KATANNING COUNTRY CLUB	GOVERNANCE SOK Christmas Party Venue Hire	484.00	
40	EFT31290	15/01/2021	KLOPPER CONTRACTING PTY LTD T/A RON WRIGHT BULLDOZING			74,965.00
	INV IV00000001286	24/12/2020	KLOPPER CONTRACTING PTY LTD T/A RON WRIGHT BULLDOZING	REFUSE SITE Excavate New Waste Cell	74,965.00	
41	EFT31291	15/01/2021	KOWALDS NEWS & GLASSHOUSE			870.37
	INV I0000019491	21/12/2020	KOWALDS NEWS & GLASSHOUSE	STATIONERY Diaries Various Departments	776.37	
	INV SN00003901012021	01/01/2021	KOWALDS NEWS & GLASSHOUSE	NEWSPAPERS Stationery 061220 - 271220	94.00	
42	EFT31292	15/01/2021	KATANNING H HARDWARE			248.58
	INV 101023178	08/12/2020	KATANNING H HARDWARE	MAINTENANCE Cable Ties & Door Stop Cushion	41.32	
	INV 101023579	16/12/2020	KATANNING H HARDWARE	SKATE PARK Screw Bolts & Nemesis SDS	49.95	
	INV 101023633	16/12/2020	KATANNING H HARDWARE	PIESSE LAKE Materials Bolt Hex & Cup Galv	28.66	
	INV 101023741	18/12/2020	KATANNING H HARDWARE	KATANNING HOTEL Barrel Bolts	14.85	
	INV 101023929	22/12/2020	KATANNING H HARDWARE	AAPG Brass Padlock	39.45	
	INV 101023954	22/12/2020	KATANNING H HARDWARE	KAC Cabin Hook	16.45	
	INV 101024304	07/01/2021	KATANNING H HARDWARE	LAKE EWLYAMARTUP BBQ Gas Bottle Refill Jan 2021	57.90	
43	EFT31293	15/01/2021	DHU SOUTH ELECTRICAL (T/A LEVITZKE HOLDINGS PTY LTD)			99.00
	INV 2964	17/12/2020	DHU SOUTH ELECTRICAL (T/A LEVITZKE HOLDINGS PTY LTD)	DEPOT Reviewed Air Conditioner in Workshop	99.00	
44	EFT31294	15/01/2021	NATIONAL LIVESTOCK REPORTING SERVICE			742.50
	INV 2400011625	31/12/2020	NATIONAL LIVESTOCK REPORTING SERVICE	SALEYARDS Livestock Report December 20	742.50	
45	EFT31295	15/01/2021	PALMER MCKINLEY			107.70
	INV REIMBURSEMENT	21/12/2020	PALMER MCKINLEY	REIMBURSEMENT Metafit Training Monthly Subscription July - Dec 2020	107.70	
46	EFT31296	15/01/2021	MESSAGEMEDIA			1,623.84
	INV 01134838	31/12/2020	MESSAGEMEDIA	BFB SMS Messages December 2020	1,623.84	

Schedule of Accounts Paid - January 2021

10.2.3

	Chq/EFT	Date	Name	Description	Invoice Amount	Payment Total
47	EFT31297	15/01/2021	MICROCOM PTY LTD T/AS METROCOUNT			808.50
	INV 029223	23/12/2020	MICROCOM PTY LTD T/AS METROCOUNT	SIGNS Battery Pack & Premium Rubber Road Tube	808.50	
48	EFT31298	15/01/2021	MARKET CREATIONS			3,343.18
	INV 14671	27/11/2020	MARKET CREATIONS	ADMIN On-site Technical Support Hours Ticket 497538	1,100.00	
	INV 14907	30/11/2020	MARKET CREATIONS	ADMIN On-site Technical Support Hours Various Tickets	1,615.63	
	INV HZ37-3	10/12/2020	MARKET CREATIONS	ADMIN Council Connect Annual DNS Hosting	55.00	
	INV 15231	31/12/2020	MARKET CREATIONS	ADMIN Cisco WebEx Collaboration Plan December 2020	22.55	
	INV 15105	31/12/2020	MARKET CREATIONS	ADMIN Monthly Preventive Maintenance December 2020	550.00	
49	EFT31299	15/01/2021	NELSONS DRYCLEANING			425.04
	INV 00009936	22/12/2020	NELSONS DRYCLEANING	COUNCIL Dry-cleaning December 20	425.04	
50	EFT31300	15/01/2021	OFFICE WORKS BUSINESS DIRECT			523.39
	INV 14048922	27/11/2020	OFFICE WORKS BUSINESS DIRECT	LIBRARY Stationery 2021 Planners & Diaries	96.22	
	INV 14294657	09/12/2020	OFFICE WORKS BUSINESS DIRECT	LIBRARY Programs Items for School Holidays & Christmas	52.10	
	INV 14294254	10/12/2020	OFFICE WORKS BUSINESS DIRECT	LIBRARY Programs Items for School Holidays & Christmas	240.31	
	INV 14801379	06/01/2021	OFFICE WORKS BUSINESS DIRECT	YOUTH Clay Work Materials & Key Ring Loops	83.95	
	INV 14777817	06/01/2021	OFFICE WORKS BUSINESS DIRECT	YOUTH JB Split Key Ring	8.80	
	INV 14795763	07/01/2021	OFFICE WORKS BUSINESS DIRECT	YOUTH Craft Supplies for Programs	42.01	
51	EFT31301	15/01/2021	ONEMUSIC AUSTRALIA			289.81
	INV 093882	02/01/2021	ONEMUSIC AUSTRALIA	KLC Background Music License Fee 010121 - 310221	289.81	
52	EFT31302	15/01/2021	PERTH SAFETY PRODUCTS PTY LTD			931.70
	INV 00010302	04/01/2021	PERTH SAFETY PRODUCTS PTY LTD	SIGNS Street Blades & Maintenance	931.70	
53	EFT31303	15/01/2021	BRENTON STEWART ELECTRICS			1,595.00
	INV P1146	23/12/2020	BRENTON STEWART ELECTRICS	TOWN SQUARE Check & Repair Fault Lights & Power Points	1,595.00	
54	EFT31304	15/01/2021	ST LUKE'S FAMILY PRACTICE			132.00
	INV 186282	14/12/2020	ST LUKE'S FAMILY PRACTICE	ADMIN Medical	132.00	

Schedule of Accounts Paid - January 2021

10.2.3

	Chq/EFT	Date	Name	Description	Invoice Amount	Payment Total
55	EFT31305	15/01/2021	OCTAVE HOLDING PTY LTD - GREAT SOUTHERN TOYOTA			44,548.88
	INV RI31100380	08/12/2020	OCTAVE HOLDING PTY LTD - GREAT SOUTHERN TOYOTA	KA24621 Toyota Hilux DSL No Trade	44,548.88	
56	EFT31306	15/01/2021	V & G CANVAS AND TRIMMING			148.50
	INV 1262	06/01/2021	V & G CANVAS AND TRIMMING	KAC Repairs to Shade Sail	148.50	
57	EFT31307	15/01/2021	WEST AUSTRALIAN LOCAL GOVERNMENT ASSOCIATION (WALGA)			73.20
	INV I3085440	07/01/2021	WEST AUSTRALIAN LOCAL GOVERNMENT ASSOCIATION (WALGA)	ADMIN WALGA Desk Calendars 2021	73.20	
58	EFT31308	15/01/2021	WARREN BLACKWOOD WASTE			14,562.92
	INV 00017205	21/12/2020	WARREN BLACKWOOD WASTE	WASTE Collection Recycling 141220 - 161220	4,694.05	
	INV 00017206	28/12/2020	WARREN BLACKWOOD WASTE	WASTE Collection General 141220 - 251220	4,096.82	
	INV 00017207	03/01/2021	WARREN BLACKWOOD WASTE	WASTE Collection Recycling 281220 - 301220	4,694.05	
	INV 00017229	04/01/2021	WARREN BLACKWOOD WASTE	REFUSE Domestic Sanitation Collection 021220 - 301220	1,078.00	
59	EFT31309	15/01/2021	WATKINS PLUMBING			506.00
	INV 1020	18/12/2020	WATKINS PLUMBING	HEALTH Re-attach Retic Back of Medical Centre	506.00	
60	EFT31310	15/01/2021	WATER CORPORATION			194.73
	INV 9007680644	17/12/2020	WATER CORPORATION	WATER CHARGES Service Standpipe Baker St 091020 - 291120	46.60	
	INV 9013922945	05/01/2021	WATER CORPORATION	WATER CHARGES 8 Austral Tce 010121 - 280221	148.13	
61	EFT31311	15/01/2021	NUTRIEN AG SOLUTIONS			127.60
	INV 903905152	15/12/2020	NUTRIEN AG SOLUTIONS	WORKS Wolyaming Road Two Posts for Hanging Gates	127.60	
62	EFT31312	15/01/2021	WEST AUSTRALIAN NEWSPAPERS LTD			550.00
	INV 1007010420201231	31/12/2020	WEST AUSTRALIAN NEWSPAPERS LTD	ADMIN Advertising Shire Newsletter December 20	550.00	
63	EFT31313	15/01/2021	SYNERGY			13,315.16
	INV 239593320	22/12/2020	SYNERGY	ELECTRICITY CHARGES Lot Warren Rd 231020 - 221220	129.68	
	INV 303539720	22/12/2020	SYNERGY	ELECTRICITY CHARGES Lot 1 Synnott Ave 231020 - 221220	528.53	
	INV 357455740	22/12/2020	SYNERGY	ELECTRICITY CHARGES 19 Charles St 301120 - 221220	65.98	

Schedule of Accounts Paid - January 2021

10.2.3

Chq/EFT	Date	Name	Description	Invoice Amount	Payment Total
INV 335812970	29/12/2020	SYNERGY	ELECTRICITY CHARGES CCTV Baker St 281020 - 291220	187.25	
INV 638847540	31/12/2020	SYNERGY	ELECTRICITY CHARGES Unmetered Powerwatch 301120 - 311220	344.18	
INV 338348270	04/01/2021	SYNERGY	ELECTRICITY CHARGES Streetlighting 021221 - 040121	10,345.46	
INV 312951080	06/01/2021	SYNERGY	ELECTRICITY CHARGES Admin Building 021220 - 060121	1,714.08	
64 EFT31314	15/01/2021	WESTRAC EQUIPMENT P/L			619,740.00
INV 1800016680	11/12/2020	WESTRAC EQUIPMENT P/L	PLANT Caterpillar 816K Landfill Compactor	619,740.00	
65 EFT31315	15/01/2021	THE WORKWEAR GROUP			346.30
INV 12812343	22/12/2020	THE WORKWEAR GROUP	UNIFORMS Admin Staff	175.00	
INV 12814347	22/12/2020	THE WORKWEAR GROUP	UNIFORMS Admin Staff	171.30	
66 EFT31316	15/01/2021	WURTH AUSTRALIA PTY LTD			806.25
INV 4307394183	10/12/2020	WURTH AUSTRALIA PTY LTD	PLANT Hose Clamp Cable Ties & Solvent for Mechanics Workshop	806.25	
67 EFT31317	19/01/2021	Bio Diverse Solutions Australia Pty Ltd			2,794.00
INV BDSA-0151	12/01/2021	Bio Diverse Solutions Australia Pty Ltd	WORKS Kupara Park Clearing Area Permit	2,794.00	
68 EFT31318	19/01/2021	DEPARTMENT OF WATER AND ENVIRONMENTAL REGULATION			1,218.00
INV W_L6919/1997/11	15/01/2021	DEPARTMENT OF WATER AND ENVIRONMENTAL REGULATION	SANITATION Refuse Site Licence Fee L6919/1997/11 21/22	1,218.00	
69 PAY	20/01/2021	PAYROLL			109,267.98
PAY	20/01/2021	PAYROLL	Payroll PAY 15	109,267.98	
70 EFT31319	21/01/2021	AVANTGARDE TECHNOLOGIES			1,420.10
INV ES00001534	12/01/2021	AVANTGARDE TECHNOLOGIES	CCTV Quarterly Maintenance January 2021	1,420.10	
71 EFT31320	21/01/2021	REGIONAL RETAILERS PTY LTD			473.55
INV 012155	24/11/2020	REGIONAL RETAILERS PTY LTD	LIBRARY Miscellaneous Refreshment Items	41.83	
INV 064583/S0006	08/12/2020	REGIONAL RETAILERS PTY LTD	YOUTH Workshops Board & Card Games	199.68	
INV 02541/O0009	13/01/2021	REGIONAL RETAILERS PTY LTD	YOUTH January School Holidays Ice-cream Making Workshop Supplies	232.04	

Schedule of Accounts Paid - January 2021

10.2.3

	Chq/EFT	Date	Name	Description	Invoice Amount	Payment Total
72	EFT31321	21/01/2021	Westcoast Profilers			283,007.87
	INV PC002	20/12/2020	Westcoast Profilers	PIESSE LAKE Preliminaries & Clearing/Earthworks & Dust Control Claim 2	123,814.76	
	INV PC002	20/12/2020	Westcoast Profilers	PIESSE LAKE Variation 3 Removal Uncontrolled Fill & Backfill with Clean Fill	159,193.11	
73	EFT31322	21/01/2021	ATC WORK SMART			72.79
	INV GT19336	31/12/2020	ATC WORK SMART	ADMIN Salary Costs School Based Traineeship 12598	72.79	
74	EFT31323	21/01/2021	Denmark Plumbing Service			535.75
	INV 5348	09/11/2020	Denmark Plumbing Service	REFUSE SITE Ozzi Kleen Service Sewage Treatment System 221020	535.75	
75	EFT31324	21/01/2021	Local Government Professionals WA			2,900.00
	INV 19828	06/11/2020	Local Government Professionals WA	KLC Ignite Training 161120 - 181120	2,900.00	
76	EFT31325	21/01/2021	BGL Solutions Pty Ltd			1,265.00
	INV 0004109	15/01/2021	BGL Solutions Pty Ltd	APPG Grounds Maintenance 150121	1,265.00	
77	EFT31326	21/01/2021	Metos ANZ Pty Ltd			5,390.00
	INV 1203	30/10/2020	Metos ANZ Pty Ltd	BFB Installation of Two Weather Stations Final Claim	5,390.00	
78	EFT31327	21/01/2021	Stantec Australia Pty Ltd			4,950.00
	INV 1861197	23/12/2020	Stantec Australia Pty Ltd	WORKS Austral Terrace Engineering Design	4,950.00	
79	EFT31328	21/01/2021	GLEN FLOOD GROUP PTY LTD TRADING AS GFG TEMP ASSIST			5,676.22
	INV 1380	11/01/2021	GLEN FLOOD GROUP PTY LTD TRADING AS GFG TEMP ASSIST	WORKS Salary Costs AEMIA 040121 - 100121	5,676.22	
80	EFT31329	21/01/2021	SANDRA LEANNE HETHERINGTON			36,400.00
	INV REIMBURSEMENT	15/01/2021	SANDRA LEANNE HETHERINGTON	REIMBURSEMENT 40% Refundable Deposit Unit 5 Amherst	36,400.00	
81	EFT31330	21/01/2021	ABC DISTRIBUTORS WA			2,185.26
	INV 146660	15/01/2021	ABC DISTRIBUTORS WA	CLEANING Various Materials Paper towel & Toilet Paper	2,185.26	
82	EFT31331	21/01/2021	Autosmart WA South West & Great Southern			166.54
	INV 00012387	16/12/2020	Autosmart WA South West & Great Southern	DEPOT Truck wash Liquid	166.54	

Schedule of Accounts Paid - January 2021

10.2.3

Chq/EFT	Date	Name	Description	Invoice Amount	Payment Total
83	EFT31332	21/01/2021	BCITF		316.65
	INV T92	14/01/2021	BCITF	BCITF FOR THE MONTH OF SEPTEMBER 2020	177.30
	INV T92	14/01/2021	BCITF	BCITF FOR THE MONTH OF JULY 2020	139.35
84	EFT31333	21/01/2021	BLIGHTS AUTO ELECTRICS		33.00
	INV 14616	21/12/2020	BLIGHTS AUTO ELECTRICS	KA25148 A/C Relay for John Deere Mower	33.00
85	EFT31334	21/01/2021	BOC GASES AUSTRALIA		111.46
	INV 4027396999	29/12/2020	BOC GASES AUSTRALIA	GAS Various Shire Properties December 2020	111.46
86	EFT31335	21/01/2021	BTW RURAL SUPPLIES		100.00
	INV 28157	03/12/2020	BTW RURAL SUPPLIES	KLC Three Replacement Filters	100.00
87	EFT31336	21/01/2021	BUNBURY TOYOTA		53,988.28
	INV RI11103626	12/01/2021	BUNBURY TOYOTA	KA24568 Toyota Hilux Workmate with Steel Tray with Trade	30,189.50
	INV RI11103627	12/01/2021	BUNBURY TOYOTA	KA369 Toyota Hilux Workmate with Trade	16,189.50
	INV RI11103623	12/01/2021	BUNBURY TOYOTA	KA566 Toyota Hilux Workmate with Trade	7,609.28
88	EFT31337	21/01/2021	CONNECT CALL CENTRE SERVICES		353.21
	INV 00104465	15/12/2020	CONNECT CALL CENTRE SERVICES	ADMIN After Hours Call Centre Services November 20	353.21
89	EFT31338	21/01/2021	DAVID GRAY & CO PTY LTD		1,842.50
	INV I563502	15/12/2020	DAVID GRAY & CO PTY LTD	HEALTH Prolink XR Briquettes	1,842.50
90	EFT31339	21/01/2021	DIAMOND LOCK & SECURITY		867.25
	INV 257948	14/12/2020	DIAMOND LOCK & SECURITY	KEYS Various Shire Buildings Padlocks & Masters	254.00
	INV 258343	30/12/2020	DIAMOND LOCK & SECURITY	PIESSE LAKE Single Sided Deadbolt Keys	613.25
91	EFT31340	21/01/2021	GREAT SOUTHERN FUEL SUPPLIES		13,557.30
	INV 17002250	03/12/2020	GREAT SOUTHERN FUEL SUPPLIES	PLANT 23 Cartridges of Grease	230.44
	INV D2049780	15/12/2020	GREAT SOUTHERN FUEL SUPPLIES	FUEL 9000L Bulk Fuel	9,969.30
	INV FUELCARDS DEC20	31/12/2020	GREAT SOUTHERN FUEL SUPPLIES	FUEL CARDS December 2020	3,357.56

Schedule of Accounts Paid - January 2021

10.2.3

	Chq/EFT	Date	Name	Description	Invoice Amount	Payment Total
92	EFT31341	21/01/2021	iiNET LIMITED			79.99
	INV 124378440	17/01/2021	iiNET LIMITED	INTERNET Expenses CEO February 2021	79.99	
93	EFT31342	21/01/2021	INDUSTRIAL AUTOMATION AUSTRALIA			39,958.45
	INV 14205	17/12/2020	INDUSTRIAL AUTOMATION AUSTRALIA	STANDPIPE Upgrades Punchmirup Overhead Pipework Variation Claim 2	12,069.20	
	INV 14205	17/12/2020	INDUSTRIAL AUTOMATION AUSTRALIA	STANDPIPE Upgrades Punchmirup Supply & Install Tank Variation 1 Claim 2	14,529.90	
	INV 14205	17/12/2020	INDUSTRIAL AUTOMATION AUSTRALIA	STANDPIPE Upgrades Punchmirup Level Transmitter Claim 2	627.00	
	INV 14205	17/12/2020	INDUSTRIAL AUTOMATION AUSTRALIA	STANDPIPE Upgrades Punchmirup Progress Claim 2	13,048.75	
	INV 14206	18/12/2020	INDUSTRIAL AUTOMATION AUSTRALIA	STANDPIPE Upgrades Credit for Freight of Materials	-316.40	
94	EFT31343	21/01/2021	TOLL IPEC/ COURIER AUSTRALIA			676.39
	INV 0484-S408620	15/11/2020	TOLL IPEC/ COURIER AUSTRALIA	FREIGHT Charges November 2020	463.54	
	INV 0488-S408620	13/12/2020	TOLL IPEC/ COURIER AUSTRALIA	FREIGHT Month December 2020	212.85	
95	EFT31344	21/01/2021	KATANNING FURNISHINGS			89.00
	INV 16072	04/01/2021	KATANNING FURNISHINGS	HOUSING 8 Austral Terrace Blinds	89.00	
96	EFT31345	21/01/2021	KATANNING GLAZING & SECURITY			456.50
	INV 17756	21/12/2020	KATANNING GLAZING & SECURITY	ADMIN BUILDING New Locking Mechanism for Back Entry Door	456.50	
97	EFT31346	21/01/2021	KATANNING HUB CRC			320.00
	INV 0208	13/01/2021	KATANNING HUB CRC	GOVERNANCE Printing of Christmas Vouchers & Christmas Decorations	320.00	
98	EFT31347	21/01/2021	KATANNING PLUMBING & GAS P/L			286.00
	INV 00005570	31/12/2020	KATANNING PLUMBING & GAS P/L	AMHERST VILLAGE Unit 5 Repairs to Toilet Cistern	286.00	
99	EFT31348	21/01/2021	KATANNING H HARDWARE			618.84
	INV 101024251	06/01/2021	KATANNING H HARDWARE	PLANT Bolts for Workshop	33.60	
	INV 101024537	13/01/2021	KATANNING H HARDWARE	PIESSE LAKE Form Boards & Screw Metal	556.15	
	INV 101024813	20/01/2021	KATANNING H HARDWARE	CEMETERIES Wall Plugs & Screw Tap	29.09	

Schedule of Accounts Paid - January 2021

10.2.3

	Chq/EFT	Date	Name	Description	Invoice Amount	Payment Total
100	EFT31349	21/01/2021	MARKETFORCE PTY LTD			614.13
	INV 36586	21/12/2020	MARKETFORCE PTY LTD	GOVERNANCE Advertising 2021 Council Meeting Dates	319.22	
	INV 36587	21/12/2020	MARKETFORCE PTY LTD	GOVERNANCE Advertising Catering for Council Meetings 2021	294.91	
101	EFT31350	21/01/2021	MARKET CREATIONS			2,032.42
	INV 15232	31/12/2020	MARKET CREATIONS	ADMIN Office 365 Subscription November 2020	2,032.42	
102	EFT31351	21/01/2021	MODERN TEACHING AIDS			43.95
	INV 44108424	17/09/2020	MODERN TEACHING AIDS	LIBRARY Stationery 2021 Planner	43.95	
103	EFT31352	21/01/2021	QFH MULTIPARTS			138.60
	INV 149376	15/12/2020	QFH MULTIPARTS	HEALTH 20L Uptake Spraying Oil	138.60	
104	EFT31353	21/01/2021	Shire of Narrogin			2,370.00
	INV 78402788	09/12/2020	Shire of Narrogin	HEALTH Relief EHO Officer 151220 - 181220	1,545.00	
	INV 78402807	18/12/2020	Shire of Narrogin	HEALTH Relief EHO Officer 151220 - 181220	825.00	
105	EFT31354	21/01/2021	OFFICE WORKS BUSINESS DIRECT			1,519.55
	INV 15015792	15/01/2021	OFFICE WORKS BUSINESS DIRECT	LIBRARY Various Stationery Supplies	200.60	
	INV 15020024	18/01/2021	OFFICE WORKS BUSINESS DIRECT	LIBRARY Stilford S2 Electric Corner Work Station	1,318.95	
106	EFT31355	21/01/2021	JAMES DANIELS PAINTING AND DECORATING			2,464.00
	INV 140121	14/01/2021	JAMES DANIELS PAINTING AND DECORATING	KLC Prepare & Paint Hand Rails Inside & Outside of Sprigg Bar	2,464.00	
107	EFT31356	21/01/2021	CSG BUSINESS SOLUTIONS (WA) PTY LTD (PRINT SYNC)			1,216.17
	INV AA00503847	18/12/2020	CSG BUSINESS SOLUTIONS (WA) PTY LTD (PRINT SYNC)	ADMIN Photocopier Charges December 20	1,216.17	
108	EFT31357	21/01/2021	FUTURE TECH BUSINESS SYSTEMS PTY LTD T/AS SOS OFFICE EQUIPMENT			407.92
	INV 564763	30/11/2020	FUTURE TECH BUSINESS SYSTEMS PTY LTD T/AS SOS OFFICE EQUIPMENT	LIBRARY Photocopier Charges November 20	211.61	
	INV 565713	31/12/2020	FUTURE TECH BUSINESS SYSTEMS PTY LTD T/AS SOS OFFICE EQUIPMENT	LIBRARY Photocopier Charges December 20	196.31	
109	EFT31358	21/01/2021	SHENAE WATTS			220.66
	INV REIMBURSEMENT	19/01/2021	SHENAE WATTS	TRAINING Reimbursement for Meals & Parking	220.66	

Schedule of Accounts Paid - January 2021

10.2.3

	Chq/EFT	Date	Name	Description	Invoice Amount	Payment Total
110	EFT31359	21/01/2021	TYREPOWER KATANNING			2,010.00
	INV 141886	22/12/2020	TYREPOWER KATANNING	1EKH462 Bull Bar to Mount Frame for Towing	1,426.00	
	INV 142082	06/01/2021	TYREPOWER KATANNING	KA673 Toyota Hilux Workmate New Battery	245.00	
	INV 142236	14/01/2021	TYREPOWER KATANNING	KA126 Holden Colorado Battery	339.00	
111	EFT31360	21/01/2021	ALBANY V-BELT & RUBBER			1,846.59
	INV 322827	16/12/2020	ALBANY V-BELT & RUBBER	PLANT Various Filters for Servicing	1,846.59	
112	EFT31361	21/01/2021	WARREN BLACKWOOD WASTE			8,790.87
	INV 00017255	18/01/2021	WARREN BLACKWOOD WASTE	WASTE Collection 281220 - 080121	4,096.82	
	INV 00017256	18/01/2021	WARREN BLACKWOOD WASTE	REFUSE Domestic Sanitation 110121 - 130121	4,694.05	
113	EFT31362	21/01/2021	WATER CORPORATION			2.66
	INV 9007810322	22/10/2020	WATER CORPORATION	WATER CHARGES Kojonup-Katanning Rd Hall 170820 - 211020	2.66	
114	EFT31363	21/01/2021	WOODLAND ENTERPRISES PTY LTD T/S WEST COAST ANALYTICAL SERVICES			2,700.50
	INV 00003873	12/01/2021	WOODLAND ENTERPRISES PTY LTD T/S WEST COAST ANALYTICAL SERVICES	SANITATION Ground Water Monitoring Annual Fee for Refuse Site & Saleyards	2,700.50	
115	EFT31364	21/01/2021	WYWURRY ELECTRICAL			1,687.25
	INV 4833	29/12/2020	WYWURRY ELECTRICAL	AMHERST VILLAGE Installation RCD Combos on Power Circuit	1,267.75	
	INV 4848	30/12/2020	WYWURRY ELECTRICAL	AMHERST VILLAGE Unit 1 Replace Element in Oven	210.50	
	INV 4856	30/12/2020	WYWURRY ELECTRICAL	ROTARY PARK Repairs to Strip Lighting	209.00	
116	EFT31365	29/01/2021	REGIONAL RETAILERS PTY LTD			323.22
	INV 073688	07/12/2020	REGIONAL RETAILERS PTY LTD	HOUSING 8 Austral Tce Orbit Mechanical Water Timer	18.95	
	INV 03201/O0017	25/01/2021	REGIONAL RETAILERS PTY LTD	GOVERNANCE Australia Day Event Utensils	304.27	
117	EFT31366	29/01/2021	BELGRAVIA HEALTH & LEISURE GROUP			21,718.14
	INV B031909	21/01/2021	BELGRAVIA HEALTH & LEISURE GROUP	KAC Management Fees January 21	21,718.14	
118	EFT31367	29/01/2021	BGL Solutions Pty Ltd			1,265.00
	INV 0004114	22/01/2021	BGL Solutions Pty Ltd	AAPG Grounds Maintenance 220121	1,265.00	

Schedule of Accounts Paid - January 2021

10.2.3

	Chq/EFT	Date	Name	Description	Invoice Amount	Payment Total
119	EFT31368	29/01/2021	Genset Hire and Sales Australia Pty Ltd			5,365.80
	INV SI-2504	10/12/2020	Genset Hire and Sales Australia Pty Ltd	DEPOT Final Claim 1000 Litre Bunded Fuel Tank	5,365.80	
120	EFT31369	29/01/2021	Geografia Pty Ltd			8,159.00
	INV 0893	15/01/2021	Geografia Pty Ltd	ECONOMIC DEVELOPMENT Spendmap Subscription until June 2021	7,334.00	
	INV 0894	15/01/2021	Geografia Pty Ltd	ECONOMIC DEVELOPMENT Spendmap Onboarding Fee	825.00	
121	EFT31370	29/01/2021	POWELL SECURITY SERVICES			577.23
	INV 14097	21/01/2021	POWELL SECURITY SERVICES	SALEYARDS Repair of Indoor & Outdoor CCTV Camera	577.23	
122	EFT31371	29/01/2021	ARROW BRONZE			226.88
	INV 704664	21/01/2021	ARROW BRONZE	CEMETERIES Plaque for JC	226.88	
123	EFT31372	29/01/2021	AUSTRALIAN TAXATION OFFICE			26,479.00
	INV PAYG	20/01/2021	AUSTRALIAN TAXATION OFFICE	PAYG PAY 15	26,479.00	
124	EFT31373	29/01/2021	BLIGHTS AUTO ELECTRICS			36.00
	INV 14375	23/11/2020	BLIGHTS AUTO ELECTRICS	KA0287 Mitsubishi Canter Terminals & Deutsch Plug	36.00	
125	EFT31374	29/01/2021	BTW RURAL SUPPLIES			65.00
	INV 28240	18/12/2020	BTW RURAL SUPPLIES	SALEYARDS Foot Valve for Trough	65.00	
126	EFT31375	29/01/2021	KATANNING BETTA HOME LIVING			128.00
	INV 35810015545	19/01/2021	KATANNING BETTA HOME LIVING	COMMUNITIES JBL Bluetooth Noise Cancelling Headphones	128.00	
127	EFT31376	29/01/2021	WESFARMERS KLEENHEAT GAS PTY LTD			126.10
	INV 21709643	23/12/2020	WESFARMERS KLEENHEAT GAS PTY LTD	SALEYARDS Canteen Gas Refill December 20	126.10	
128	EFT31377	29/01/2021	KATANNING REGIONAL BUSINESS ASSOCIATION INC			150.00
	INV 0460	20/01/2021	KATANNING REGIONAL BUSINESS ASSOCIATION INC	AMHERST VILLAGE Reimbursement of Power Supply for Reticulation	150.00	
129	EFT31378	29/01/2021	KATANNING STOCK & TRADING			1,514.30
	INV 64	01/12/2020	KATANNING STOCK & TRADING	KATANNING HOTEL Silicone & Masking Tape	35.70	
	INV 65	01/12/2020	KATANNING STOCK & TRADING	PLANT G Clamps for Mechanics Workshop	28.00	

Schedule of Accounts Paid - January 2021

10.2.3

Chq/EFT	Date	Name	Description	Invoice Amount	Payment Total
INV 66	03/12/2020	KATANNING STOCK & TRADING	WORKS Telescopic Joiners	330.00	
INV 68	07/12/2020	KATANNING STOCK & TRADING	HOUSING 61B Conroy Street Paint for Living Area	171.40	
INV 69	09/12/2020	KATANNING STOCK & TRADING	CLEANING Truck Wash & Bucket	78.10	
INV 70	10/12/2020	KATANNING STOCK & TRADING	PLANT Padlock for Food Van	99.00	
INV 71	17/12/2020	KATANNING STOCK & TRADING	PLANT Extension Cable Gas Bottle & Keys for Food Trailer	340.50	
INV 72	17/12/2020	KATANNING STOCK & TRADING	KLC Wheels for Trolleys	220.00	
INV 73	18/12/2020	KATANNING STOCK & TRADING	STANDPIPE Maintenance Shackles & Driver	18.00	
INV 74	18/12/2020	KATANNING STOCK & TRADING	LIBRARY Fluro Tubes	42.00	
INV 75	22/12/2020	KATANNING STOCK & TRADING	KAC Toilet Seat	33.00	
INV 76	24/12/2020	KATANNING STOCK & TRADING	PLANT Mechanic Etch Primer Paint & 9V Batteries	118.60	
130	EFT31379	29/01/2021	Shire of Narrogin		784.50
	INV 78402847	20/01/2021	Shire of Narrogin	784.50	
131	EFT31380	29/01/2021	NELSONS DRYCLEANING		591.80
	INV 00009937	22/12/2020	NELSONS DRYCLEANING	591.80	
132	EFT31381	29/01/2021	CHRIS OBST PANEL & PAINT		100.00
	INV 3731	22/12/2020	CHRIS OBST PANEL & PAINT	100.00	
133	EFT31382	29/01/2021	SEEK LIMITED		654.50
	INV 97235586	19/01/2021	SEEK LIMITED	654.50	
134	EFT31383	29/01/2021	WARREN BLACKWOOD WASTE		4,096.82
	INV 00017257	25/01/2021	WARREN BLACKWOOD WASTE	4,096.82	
135	EFT31384	29/01/2021	WA TRAFFIC PLANNING		605.00
	INV 1204	25/01/2021	WA TRAFFIC PLANNING	605.00	
136	EFT31385	29/01/2021	WATSON'S LIQUID WASTE DISPOSAL		330.00
	INV 1963	06/01/2021	WATSON'S LIQUID WASTE DISPOSAL	330.00	

Schedule of Accounts Paid - January 2021

10.2.3

	Chq/EFT	Date	Name	Description	Invoice Amount	Payment Total
137	EFT31386	29/01/2021	WATER CORPORATION			3,724.35
	INV 9007674666	21/01/2021	WATER CORPORATION	WATER CHARGES KAC 201120 - 200121	578.45	
	INV 9015857796	21/01/2021	WATER CORPORATION	WATER CHARGES 17 Marri Drive 010121 - 280221	236.51	
	INV 9007673962	21/01/2021	WATER CORPORATION	WATER CHARGES Standpipe Cullen St 201120 - 200121	1,642.45	
	INV 9007692098	21/01/2021	WATER CORPORATION	WATER CHARGES Daycare Conroy St 201120 - 200121	85.46	
	INV 9015649399	25/01/2021	WATER CORPORATION	WATER CHARGES Duplex Unit 61B Conroy 231120 - 220121	198.74	
	INV 9007672871	25/01/2021	WATER CORPORATION	WATER CHARGES 19 Charles St 231120 - 220121	236.51	
	INV 9015188852	25/01/2021	WATER CORPORATION	WATER CHARGES 89 Clive St 231120 - 220121	362.03	
	INV 9007675378	25/01/2021	WATER CORPORATION	WATER CHARGES Sports Ground Conroy St 231120 - 220121	185.46	
	INV 9015649401	25/01/2021	WATER CORPORATION	WATER CHARGES Unit 61A Conroy St 231120 - 220121	198.74	
138	EFT31387	29/01/2021	SYNERGY			21,611.88
	INV 977854430	15/01/2021	SYNERGY	GROUPED ELECTRICITY Charges 151220 - 150121	19,960.79	
	INV 154025290	19/01/2021	SYNERGY	ELECTRICITY CHARGES Saleyards 161220 - 190121	1,651.09	
139	EFT31388	29/01/2021	WYWURRY ELECTRICAL			117.70
	INV 4880	19/01/2021	WYWURRY ELECTRICAL	AMHERST VILLAGE Unit 14 Repairs to Light Switch	117.70	

EFT Total \$ 2,053,898.21

Direct Debit Payments

	Chq/EFT	Date	Name	Description	Invoice Amount	Payment Total
140	SUPER	6/01/2021	Superchoice			12,992.49
	SUPER	6/01/2021	Superchoice	Superannuation Payments January Pay 14	12,992.49	
141	DD30116.1	12/01/2021	TELSTRA			3,552.92
	INV 4253504000	21/12/2020	TELSTRA	LANDLINE Charges December 2020	2,660.23	
	INV 3376774455	25/12/2020	TELSTRA	MOBILE Charges December 2020	892.69	
142	DD30134.1	15/01/2021	SG FLEET AUSTRALIA PTY LTD			1,054.37
	INV CESM VEHICLE LEASE	15/01/2021	SG FLEET AUSTRALIA PTY LTD	CESM Vehicle Lease Payment December 2020	1,054.37	

Schedule of Accounts Paid - January 2021

10.2.3

Chq/EFT	Date	Name	Description	Invoice Amount	Payment Total
143 DD30149.1	20/01/2021	CUSTOM SERVICE LEASING LTD			341.92
INV LCDC VEHICLE LEASE	20/01/2021	CUSTOM SERVICE LEASING LTD	LCDC Vehicle Lease Payment December 20	341.92	
144 SUPER	20/01/2021	Superchoice			13,459.28
SUPER	20/01/2021	Superchoice	Superannuation Payments January Pay 15	13,459.28	

Direct Debit Total \$ 31,400.98

General Credit Card Purchases

Direct Debit Number	Date	GENERAL Credit Card Purchases		
145 DD30155.1	27/01/2021	COMMONWEALTH BANK		3,248.18
INV EMCCJAN21	04/01/2021	COMMONWEALTH BANK	CREDIT CARD Annual Fee 20/21	10.00
INV CESMJAN21	08/01/2021	COMMONWEALTH BANK	CREDIT CARD Headphones	75.00
INV CESMJAN21	16/01/2021	COMMONWEALTH BANK	CREDIT CARD Thumb Drives	132.98
INV EMCCJAN20	04/01/2021	COMMONWEALTH BANK	CREDIT CARD 8 Austral Tce Kitchen Utensils	102.99
INV EMCCJAN21	19/01/2021	COMMONWEALTH BANK	CREDIT CARD Property Private Sale Pack	15.00
INV CEOJAN21	16/01/2021	COMMONWEALTH BANK	CREDIT CARD XPS 13 9310 Laptop	2,912.21
146 DD30155.2	27/01/2021	CAMPBELL BECK'S SMART SHOP		150.00
INV EMCCJAN21	14/01/2021	CAMPBELL BECK'S SMART SHOP	CREDIT CARD Ink Cartridges for Depot	150.00
147 DD30155.3	27/01/2021	DEPARTMENT OF WATER AND ENVIRONMENTAL REGULATION		2,000.00
INV CEOJAN21	11/01/2021	DEPARTMENT OF WATER AND ENVIRONMENTAL REGULATION	CREDIT CARD Kupara Park Clearing Permit	2,000.00
148 DD30155.4	27/01/2021	REGIONAL RETAILERS PTY LTD		49.34
INV CEOJAN21	25/01/2021	REGIONAL RETAILERS PTY LTD	CREDIT CARD Consumables for Australia Day Event	49.34
149 DD30155.5	27/01/2021	JB'S QUALITY MEAT		382.90
INV CEOJAN21	25/01/2021	JB'S QUALITY MEAT	CREDIT CARD Meat for Australia Day Event	382.90
150 DD30155.6	27/01/2021	DOME COFFEES AUSTRALIA PTY LTD		711.80
INV CEOJAN21	25/12/2020	DOME COFFEES AUSTRALIA PTY LTD	CREDIT CARD December OCM Catering & Refreshments	711.80

Credit Card Totals \$6,542.22

Schedule of Accounts Paid - January 2021

10.2.3

Chq/EFT	Date	Name	Description	Invoice Amount	Payment Total
---------	------	------	-------------	----------------	---------------

Cheque Total	\$827.90	0.04%
EFT Total*	\$1,838,845.42	87.87%
Payroll Total*	\$215,052.79	10.28%
Direct Debit Total	\$31,400.98	1.50%
Credit Card Total	\$6,542.22	0.31%
	\$2,092,669.31	100.00%



LGE 028

Mr Julian Murphy
Chief Executive Officer
Shire of Katanning
PO Box 130
KATANNING WA 6317

SHIRE OF KATANNING RECEIVED	
23 DEC 2020	
FILE: <i>GV.ELS</i>	DOC NO.
OFFICER: <i>Libby / Denise</i>	

Dear Mr Murphy

Local Government Ordinary Election: 2021

The next local government ordinary elections are being held on 16 October 2021. While this is still some distance in the future, I have enclosed an estimate for your next ordinary election to assist in your 2021/2022 budget preparations.

The estimated cost for the 2021 election if conducted as a postal ballot is \$22,000 inc GST, which has been based on the following assumptions:

- 2,500 electors
- response rate of approximately 55%
- 5 vacancies
- count to be conducted at the offices of the Shire of Katanning
- appointment of a local Returning Officer
- regular Australia Post delivery service to apply for the lodgement of the election packages.

An additional amount of \$500 will be incurred if your Council decides to opt for the Australia Post Priority Service for the lodgement of election packages.

Costs not incorporated in this estimate include:

- any legal expenses other than those that are determined to be borne by the Western Australian Electoral Commission in a Court of Disputed Returns
- one local government staff member to work in the polling place on election day
- any additional postage rate increase by Australia Post
- any unanticipated costs arising from public health requirements for the COVID-19 pandemic.

The Commission is required by the *Local Government Act* to conduct local government elections on a full cost recovery basis and you should note that this is an estimate only and may vary depending on a range of factors including the cost of materials or number of replies received. The basis for charges is all materials at cost and a margin on staff time only. Should a significant change in this figure become evident prior to or during the election you will be advised as early as possible.

The current procedure required by the Act is that my written agreement has to be obtained before the vote by Council is taken. To facilitate the process, you can take this letter as my agreement to be responsible for the conduct of the ordinary elections in 2021 for the Shire of Katanning in accordance with section 4.20(4) of the *Local Government Act 1995*, together with any other elections or polls that may also be required. My agreement is subject to the proviso that the Shire of Katanning also wishes to have the election undertaken by the Western Australian Electoral Commission as a postal election.

In order to achieve this, your council would need to pass the following two motions by absolute majority:

- Declare, in accordance with section 4.20(4) of the *Local Government Act 1995*, the Electoral Commissioner to be responsible for the conduct of the 2021 ordinary elections together with any other elections or polls which may be required
- Decide, in accordance with section 4.61(2) of the *Local Government Act 1995* that the method of conducting the election will be as a postal election.

I look forward to conducting this election for the Shire of Katanning in anticipation of an affirmative vote by Council. If you have any further queries please contact Phil Richards Manager, Election Events on 9214 0400.

Yours sincerely



Robert Kennedy
ELECTORAL COMMISSIONER

16 December 2020

SHIRE OF KATANNING

AMHERST VILLAGE RESIDENTS CODE OF CONDUCT

The independence, privacy, dignity, and happiness of the residents of Amherst Village is important to us, this Code of Conduct aims to promote and protect these values for all tenants of Amherst Village.

The Code of Conduct outlines expectations of how Amherst Village residents should behave in Amherst Village User Group meetings and towards each other generally. All Amherst Village residents must agree to and abide by the Code of Conduct.

1. MEETING BEHAVIOUR

- 1.1. Come to meetings on time.
- 1.2. Listen to each other without interrupting.
- 1.3. Respect each other's personal boundaries.
- 1.4. Residents will not dominate conversation. Each tenant has equal voice with equal weight.
- 1.5. Act constructively and respectfully when discussing Amherst Village matters outside of User Group meetings.
- 1.6. Use respectful language and behaviour. Sexist, racist, homophobic, aggressive and hostile behaviour will not be tolerated.
- 1.7. Stay focused, on topic and keep to the agenda.
- 1.8. Work collaboratively and constructively using a solution focused approach to tackle issues in a positive manner.
- 1.9. Come prepared to meetings, having read any preparatory material or undertaken agreed actions.

2. RESPECT

- 2.1. Show common courtesy and be respectful towards others always.
- 2.2. Do not use social media including Facebook to air grievances, make derogatory comments or disrespect other people, community groups, businesses or the Shire.

3. CONFIDENTIALITY

- 3.1. Keep personal stories private.
- 3.2. Do not share private information about other tenants unless given consent to do so.
- 3.3. Keep the discussion of sensitive matters confidential to the User Group when requested by the Chairperson.

4. INTEGRITY

- 4.1. Residents will act selflessly on behalf of the broader Amherst Village tenant group.
- 4.2. Tenants should declare any impartiality or financial interests at User Group meetings.
- 4.3. Tenants will make decisions at User Group Meetings impartially, fairly and using the best evidence without discrimination or bias.

February 2021





AMHERST VILLAGE

SHIRE OF KATANNING

AND

[NAME]

RESIDENCY AGREEMENT

2021



10.2.5/10.2.6

THIS AGREEMENT is made on the [REDACTED] day of [REDACTED] in the year [REDACTED].

BETWEEN:

THE SHIRE OF KATANNING, 52 Austral Terrace, Katanning (hereinafter called "the Shire" of the one part;

AND

[NAME], Unit [NUMBER] Amherst Village, Katanning (hereinafter called "the Resident" of the other part.

WHEREAS:

- (a) The Shire of Katanning is the owner of the land and fixed improvements known as "The Amherst Village" (hereinafter called "the Village") which is situated on the land more particularly described in Part 1 of the schedule hereto;
- (b) The Village is for the purpose of providing housing for aged persons capable of caring for themselves independently;
- (c) The Resident, having inspected the Village desires to occupy a residential unit in the Village and has made application to the Shire of Katanning to this effect;
- (d) The Shire of Katanning has accepted the Resident's application and the parties hereto have agreed that the Resident shall occupy that particular unit described in part 3 of the schedule hereto (hereinafter called "the unit") upon and subject to the terms and conditions hereinafter contained.

NOW THIS AGREEMENT WITNESSES AS FOLLOWS:

1. In consideration of the covenants on the part of the Resident hereinafter contained and subject thereto the Shire of Katanning hereby grants to the Resident a licence (hereinafter called "the licence") to occupy the unit as his usual place of residence and to use in common with other residents of the Village and the Shire of Katanning landings, roads and gardens of the Village for purposes consistent with the nature thereof.
2. The Resident hereby covenants with the Shire of Katanning as follows:
 - (a) If requested to do so by the Shire of Katanning at any time subsequent to the execution of this Agreement to provide the Shire of Katanning with a medical certificate from a property quality medical practitioner nominated or approved by the Shire of Katanning confirming that the Resident is capable of independently caring for him/herself;

10.2.5/10.2.6

- (b) Forthwith upon the execution of this Agreement to deposit with the Shire of Katanning the sum referred to in Part 4 of the Schedule hereto (hereinafter called "the Refundable Capital Deposit");
- (c) To pay to the Shire of Katanning weekly in advance the sum referred to in Part 5 of the Schedule hereto (hereinafter called "the Service Fee") with the first payment being made on the date upon which occupation of the unit shall commence;
- (d) To pay the costs of all electricity, telephone and gas used by the Resident in respect of the Unit and separately metered;
- (e) At all times to keep the unit clean and tidy and in good repair and sanitary condition (fair wear and tear excepted) provided that the Resident's obligation hereunder shall not extend to any repairs covenanted to be done by the Shire of Katanning. A unit condition report is to be carried out in the presence of the Resident and the Shire of Katanning at the commencement and termination of the Licence. It is the Residents responsibility to have the carpets cleaned prior to termination inspection;
- (f) Not to permit or to suffer to be done one or in the Unit any act matter deed or thing whereby the policy of insurance against loss or damage by fire or other any risk insured against by the Shire of Katanning in respect of the Unit or another unit or of the Village or any part thereof may be rendered void or voidable or cancelled or whereby payment of any premium for any insurance policy may be refused or which may render any increase in the premium payable in respect thereof;
- (g) To at all times comply with any regulations or by-laws made by the Fire Underwriters Association or the Fire Brigades Board;
- (h) To comply in all respects with all statutes, regulations, statutory rules, orders, by-laws or other provisions having the force of law and for the time being from time to time in force relating to the use of the Unit;
- (i) To comply in all respects with all rules and regulation made or as may be made from time to time by the Shire of Katanning relating to the residents of the Village (provided such rules and regulations shall not be inconsistent with the terms hereof);
- (j) Not, without the written consent of the Shire of Katanning make or permit to be made any structural alterations or additions to the Unit or cut or maim or injury any of the walls or timber of the Unit or erect or permit to be made or erected any partition or fixture fitting wherein which may prejudicially affect the unit;

10.2.5/10.2.6

- (k) Not to obstruct or interfere with the quiet and uninterrupted enjoyment of the other residents in the Village and to not trespass upon any other unit in the Village;
 - (l) Not to carry on or suffer or permit to be carried on either in the Unit or anywhere within the Village any noxious or offensive art, trade or calling or anything whatsoever which may be or become a nuisance or annoyance to the Shire of Katanning or any other residents in the Village;
 - (m) To use and occupy the unit exclusively as the Resident's domestic dwelling;
 - (n) To permit the Shire of Katanning and its agents and all persons authorised by it at all reasonable times to view the state and condition of the Unit and to take inventories of the fixtures therein and to execute any repairs or work for which the Shire of Katanning is liable under its covenants hereinafter contained and for the purpose of executing any repairs or work to or in connection with any other unit above or below or adjoining the unit to enter upon the unit or any part thereof with or without any necessary tools and appliances;
 - (o) To pay all stamp duty assessed on this agreement;
 - (p) To yield up the Unit forthwith upon the termination of the licence with all fixtures and additions thereto in good repair and condition and in accordance with the covenants herein before contained.
 - (q) To pay to the Shire of Katanning as soon as the Shire of Katanning has incurred or expended the same all monies, costs, charges and expenses which the Shire of Katanning may incur or expend in consequence of any default by the Resident in performance or observance of any covenant or agreement herein contained and to be performed or observed by the resident or under or in the exercise of enforcement or attempted exercise or enforcement of any power or authority herein contained.
3. The Shire of Katanning hereby covenants with the Resident as follows:
- (a) To keep the Unit including the locks, keys, doors and windows, the plumbing and other fittings existing at the commencement of the licence in good repair and condition (fair wear and tear excepted), to paint the interior and exterior of the Unit when necessary and to see to the upkeep of all amenities within the Village including recreation rooms (if any), roadways, footpaths and kerbing, exterior lighting, reticulation, grounds and gardens, sewerage services, water supplies, laundry and recreation equipment (if any) lawn mowing, rubbish collection and electricity and gas supplied not otherwise payable by the Resident.
 - (b) To insure and keep insured the Village (but excluding contents of the Unit) throughout the duration of the Licence against loss or damage by fire,

10.2.5/10.2.6

storm, tempest, lightning, explosion, aircraft, aerial devices (including articles dropped therefrom), strikes, riots, civil commotion, malicious damage, flood impact, water damage, earthquake and fusion in the full replacement value thereof and against all classes of claims that can arise from the use of the Village, or any part thereof, by servants, agents, workmen, invitees, licensees and member of the public.

- (c) To pay the rates and taxes levied in respect of the Village (and the Unit, if any).
4. The Shire of Katanning shall use the Service Fee to meet the costs arising from the performance of its covenants hereunder and may at its discretion increase the Service Fee at any time. The Service Fee also covers pest control costs.
 5. The Refundable Capital Deposit (or the balance remaining from time to time) shall be held by the Shire of Katanning for the duration of the Licence as stakeholder in an interest-bearing authorised Shire of Katanning investment and the interest earned shall be the Shire of Katanning's.
 6. Nothing in this Agreement shall create or shall be construed as creating any tenancy or shall confer or shall be construed as conferring upon the Resident any interest in the Village or any part thereof.
 7. The License is personal, and the rights hereby granted shall not be assignable by the Resident and shall be terminated in the event of the following:
 - (a) The Resident coming bankrupt or making any assignment for the benefit of creditors or entering into an agreement or making any arrangement with creditors for liquidation of his debts by composition or permitting any distress or process of execution to be levied upon his goods;
 - (b) The death of the Resident;
 - (c) The Resident's physical or mental health becoming such as to make the Unit unsuitable for occupation by the Resident;
 - (d) The Resident having breached this agreement and failing to rectify that breach;
 - (e) Upon the expiration of THIRTY (30) days written notice to the effect given by the Resident to the Shire of Katanning.
 8. Termination pursuant to clause 7 (c) hereof shall be conditional firstly upon the medical certificate obtained under clause 2 (a) failing to confirm that the Resident is capable of independently caring for himself and secondly, the expiration of THIRTY (30) days written notice given by the Shire of Katanning to the Resident.

10.2.5/10.2.6

9. Termination pursuant to clause 7 (d) hereof shall be conditional upon the expiration of FOURTEEN (14) days written notice given by the Shire of Katanning to the Resident stating the breach and demanding rectification thereof.
10. Following the termination of the licence and subject to clause 11 hereof, the tenant's capital refund shall be calculated by reducing the initial capital deposit by 0.5% per month or part thereof to a maximum deduction of 30%. Therefore, tenants will receive a minimum of 70% of the initial capital deposit.
11. Within FOURTEEN (14) days of the outgoing resident vacating the unit SIXTY PERCENT (60%) of the Refundable Capital will be paid. Then, within SEVEN (7) days of the unit being occupied by the next succeeding resident the Shire shall pay to the resident the balance of the Refundable Capital remaining after deduction of any amounts outstanding pursuant to the agreement.
12. In the event that the next succeeding resident to the Unit purchase price exceeds the Residents Initial Capital Deposit the Shire shall pay to the resident one half of the amount of the profit within SEVEN (7) days of the unit being occupied by the next succeeding resident.
13. In this agreement:
 - i. Where it is entered into by more than one person as "the Resident" the agreement shall be binding upon such persons jointly and each of them severally and also the benefits bestowed by the agreement shall devolve upon them jointly and each of them severally;
 - ii. The singular number includes the plural number and the masculine gender includes the feminine gender and the neuter gender and vice versa.

SCHEDULE

PART 1: LAND DESCRIPTION

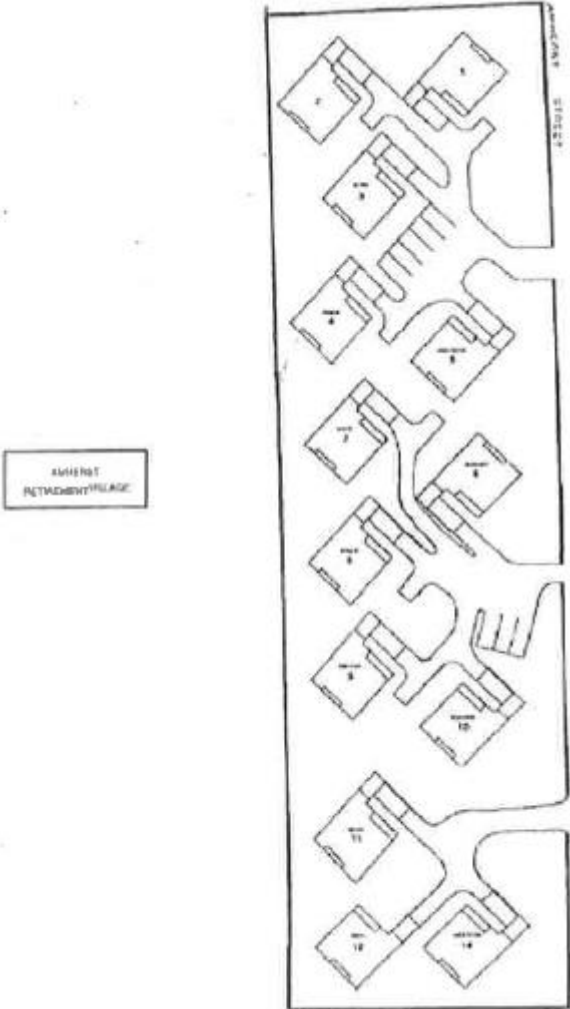
Reserve Number 27669

Portion of KOJONUP LOCATION 256 and being Lot 1 on Diagram 7608 and being the whole of the land comprised in Certificate of Title Volume 1850 Folio 785.

Portion of KOJONUP LOCATION 256 and being Lot 2 on Diagram 7608 and being the whole of the land comprised in Certificate of Title Volume 1850 Folio 785.

Portion of KOJONUP LOCATION 256 and being Lot 3 on Diagram 7608 and being the whole of the land comprised in Certificate of Title Volume 1421 Folio 379.

PART 2: PLAN OF CONSTRUCTION



10.2.5/10.2.6

- PART 3: THE UNIT NUMBER IS NUMBER (NUMBER).
- PART 4: INITIAL CAPITAL DEPOSIT is \$XXX,XXX (as per clause 10)
- PART 5: SERVICE FEE – As per the Shire of Katanning Fees & Charges, which are reviewed annually.

I acknowledge that I have been given the opportunity to take a copy of this contract away and obtain independent advice.

Signed: _____ Date: _____

Name: _____

10.2.5/10.2.6

IN WITNESS WHEREOF the parties have hereunto set their hands the day and year first herein before written

SIGNED by the said

Name of the Resident

Name of the Resident

Signature of the Resident

Signature of the Resident

In the presence of:

In the presence of:

Name of the Witness

Name of the Witness

Signature of the Witness

Signature of the Witness

The **COMMON SEAL** of the **SHIRE OF KATANNING** is hereunto affixed by authority of a resolution of Council in the presence of:

Signature of President

Full name of President

Signature of Chief Executive Officer

Full name of Chief Executive Officer

Shire of Katanning

BUILDING COMMUNITY CAPACITY PROPOSAL

January 2021

Rural and Regional Economic Solutions

Intelligent, Evidence Based and Creative Design

Executive Summary	3
Building Community Capacity Project	4
Solutions to share assets and resources:	4
Building governance, financial and decision making capability	5
Methodology	5
Project Streams – Further Detail	6
Improving connections between community need and available outreach solutions:	6
Community Resources	6
Solutions to share assets and resources:	7
Volunteer Resources.....	7
Physical Resources.....	8
Building governance, financial and decision making capability:	8
Governance Resources	9
Decision Making.....	10
Program Design Considerations	11
Not for Profit Ecosystem.....	15
Community Associations	17
Volunteering	18
Monitoring and Evaluation	21
Pracsys and Culture Counts	21
Project Methodology.....	22
Project Budget	22
Governance.....	22
Annexure	23
Annexure A: Participating Organisations.....	23
Annexure B: My Community Directory Overview	24
Annexure C: AICD Not for Profit Governance Course.....	26

Executive Summary

Executive Summary

The *Building Community Capacity Project* is proposed to support the needs of the not for profit community sector within the Shire of Katanning. The focus of the *Building Community Capacity Project* is to provide immediate structure and support to a broad community of not-for-profit organisations within Katanning.

The program streams will be designed to build capacity within each individual NFP, and at the same time improve connectivity, resource sharing and information flows between NFPs and within the ecosystem.

This approach strengthens the whole community, allowing organisations to continue to operate independently, whilst sharing resources, knowledge, and solutions. The key program element is the building connections with NFP services sector outside Katanning to provide ongoing support to the Katanning NFP community. This will serve to improve the resilience of the community within Katanning without duplicating services.

The program works at three levels:



The *Building Community Capacity Project* aligns with the Shire of Katanning's Strategic Community Plan that includes:

- Encouraging new avenues to upskill and create professional and volunteering opportunities for its diverse community.
- Support existing business networks and innovation ecosystems.
- Improving access to skills, knowledge, contacts and funding around digital technologies and disruption.
- Local enterprises understand and use to their advantage current and improved logistics systems. Facilitating and encouraging strong supply chain partnerships and leveraging economics of scale and scope.

Building Community Capacity Project

At a workshop held in Katanning on 4th November 2020, with a broad range of community representatives, it was recognised that efforts to build connection with service bodies that could provide added support to the Katanning community, enrich the ecosystem, and bring skills and expertise to supplement those that are provided by Katanning residents, would also serve to improve the resilience of local NFPs, with such partnerships allowing the NFPs to achieve greater impact.

NFPs are important contributors to the growth and resilience of local communities. These organisations have the potential to drive innovations that can achieve long lasting, positive change in communities. The community of the Shire of Katanning would like to see a strong and innovative community that attracts and encourages activities that enables the community to prosper.

At the workshop, it was resolved to look to an approach the strengthens the whole ecosystem without replicating services, through the development and deployment of partnerships.

The *Building Community Capacity Project* has several program streams designed to build capacity within each individual NFP, and at the same time improve connectivity, resource sharing and information flows between NFPs and within the ecosystem.

Proposed Project Streams

Improving connections between community need and available outreach solutions:

Stream 1: Mapping existing and elevated services offered throughout the community as a communication and referral tool - for use by all existing NFPs and agencies to ensure that local resource use is maximised.

Stream 2: Identification of service gaps, and the mapping of known NFP supports from outside the Shire that could be enlisted, that align with the needs of Katanning - with a particular focus on areas that require additional support because of Covid-19. For example, in Katanning, prior to COVID-19 and the introduction of social lockdown measures to manage the pandemic, the total employment across all local industry sectors was estimated at 1,906. For September 2020, total employment is estimated at 1,882 with 24 jobs yet to be recovered. The hardest hit sector is retail. So, as well as identifying supports to help the community, the map will also identify supports to help retail businesses (and other impacted sectors) to recover. This is to include both online and face to face services.

Solutions to share assets and resources:

Stream 3: Development and implementation of a collective approach to recruiting and involving volunteers (especially skilled volunteers) to both offer a wider range of opportunities and achieve a greater impact in the community.

Stream 4: Development and Implementation of an online platform that would enable NFPs to share, buy or sell under-utilised resources, expertise and spare capacity e.g. buildings, vehicles, equipment, specialist staff skills, back office services.

Building governance, financial and decision making capability.

Stream 5: Implementation of a program to educate focussed on NFP/club governance obligations, tools and resources to improve both ecosystem and organisational resilience and create a pathway to succession planning for committee members and Chairs.

Stream 6: Development and implementation of a collective data capture and sharing mechanism (e.g. metrics dashboard) that captures Covid19 economic and social needs and impacts as they become known, to allow for the ongoing early activation of additional resources as required. This will improve decision making across existing NFPs and the Shire of Katanning, as well as helping advocacy efforts.

Methodology

The six proposed project elements of most interest were tested amongst the NPF community, via a survey, to ascertain whether a focus on these areas would be of benefit to others. The survey received responses from 17 groups, with a listing of the community groups participating in this survey available at Annexure A. This survey showed that 59% of groups within Katanning who responded to the survey felt they would benefit from participating in shared solutions.

Project Streams – Further Detail

Improving connections between community need and available outreach solutions:

Community Resources

Stream 1: Mapping of all the existing and elevated services offered throughout the community as a communication and referral tool - for use by all existing NFPs and agencies to ensure that local resource use is maximised.

Stream 2: Identification of service gaps, and the mapping of known NFP supports from outside the Shire that could be enlisted, that align with the needs of Katanning - with a particular focus on areas that require additional support because of Covid-19. This is to include both online and face to face services.

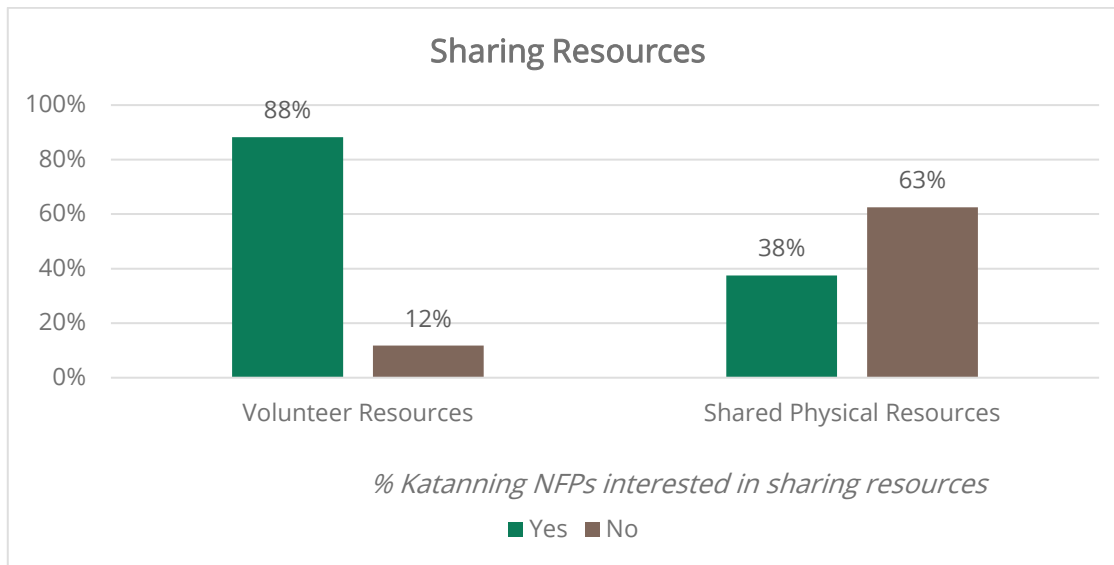
It is proposed that an online portal is commissioned to assist in the mapping of Katanning services and the identification in gaps that the community needs to pursue. This portal could be a valuable community tool that could be utilised by individual community members, NFPs, government agencies and other support services.

Example: Existing tools available in the market

Name	Overview	Comments
Pro Bono Australia: Source Directory https://probonoaustralia.com.au/other-offerings/source/	The Source directory makes it simple for 'for-good' organisations to find suppliers who understand their needs. It allows NFPs to look for specialist services, as well as list their own services	Organisations listed individually, each paying \$600/year for their own profile. Less community focussed and more organisation focussed.
My Community Directory http://mycommunitydirectory.com.au	Website dedicated to helping people find services and organisations within their community. Accessibility for disabled and non-English speaking users improves community participation.	Overview of functionality provided Annexure B. Free through to Customised paid solutions available.
Ask Izzy https://askizzy.org.au/	Ask Izzy provides support to individuals seeking help and assistance in crisis situations. It is free and anonymous, and you can search over 360,000 services to find housing, meals, healthcare, counselling, legal advice, addiction treatment and a whole lot more.	Specifically developed for individuals in crisis situations, the functionality could be customised to list a wider range of community services. Developed by Infoxhange, who provide tools for not-for-profits to deliver greater impact, from nation-wide systems to IT advice.

Project Streams – Further Detail

Solutions to share assets and resources:



Volunteer Resources

Stream 3: Development and implementation of a collective approach to recruiting and involving volunteers (especially skilled volunteers) to both offer a wider range of opportunities and achieve a greater impact in the community.

Proposed options to support Stream 3 include:

3.1 Development of volunteer management portal as a collaborative tool for Katanning NFPs to share volunteer on-boarding tools, compliance records, policies and procedures. Through collaboration NFPs can streamline their volunteer intake process, track volunteer hours, centralize staff-volunteer communication, create volunteer profiles, schedule volunteer shifts, and segment volunteers by skills and interests.

Example: Existing portals available in the market

Name	Overview	Comments
Complispace https://www.complispace.com.au/not-for-profit	Provide NFPs an online platform to ensure the required policies, procedures and governance frameworks are in place to demonstrate NFP obligations are being met. NFPs have greater confidence they are meeting funding, legal and regulatory obligations.	Comprehensive platform with initial establishment fee and ongoing annual fee. Experience across all sectors. ‘Katanning’ account could be established, with NFP listed as individual users with their own profiles. Does not allow for advertising for volunteer vacancies.

<p>Go Volunteer https://govolunteer.com.au/</p>	<p>Search engine for NFPs to advertise volunteering opportunities and volunteers to seek opportunities.</p>	<p>Easy to use tool that makes listing volunteer opportunities easy. Does not allow collaboration within a community.</p>
---	---	---

3.2 Utilising the services of already established organisation such as Albany & Regional Volunteer Service (<https://www.arvs.org.au>). Albany & Regional Volunteer Service (ARVS) can provide Community and NFPs with information and advice on resource material, best practice, risk management, board and governance, rights and responsibilities, recognition, insurance, job description templates, grants information, management information, Police and Working with Children Clearance Information. ARVS would need to be contacted to understand how they could support the Katanning community in the longer term.

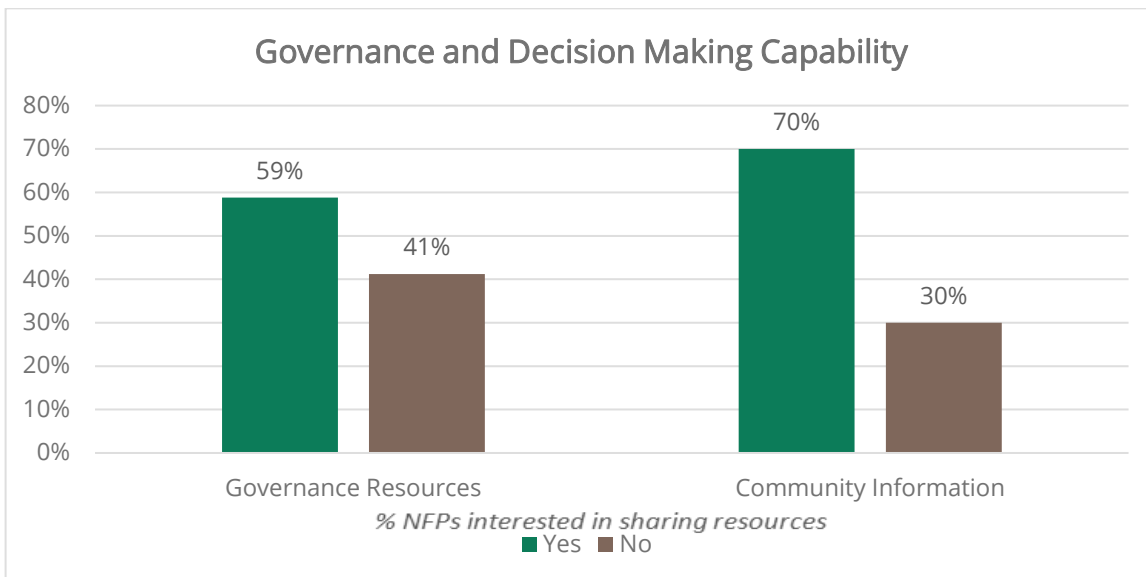
3.3 Katanning establish their own volunteering hub through Katanning CRC, who could provide services similar to ARVS. Lotterywest submission could include funding for the initial management of this service.

Physical Resources

Stream 4: Development and Implementation of an online platform that would enable NFPs to share, buy or sell under-utilised resources, expertise and spare capacity e.g. buildings, vehicles, equipment, specialist staff skills, back office services.

Note: Initial interest in sharing organisation resources was not high among NFPs at 38%. Additional engagement required among community before pursuing this project stream further.

Building governance, financial and decision making capability:



Governance Resources

The survey has revealed a total of 140 committee members sit on the 17 organisations that responded.

Stream 5: Implementation of a program to educate focussed on NFP/club governance obligations, tools and resources to improve both ecosystem and organisational resilience and create a pathway to succession planning for committee members and Chairs.

Proposed options to support Stream 5 include:

Existing Local Directors event

5.1 Program of education for existing NFP and Associations Committee members through the Australian Institute of Company Directors (AICD) *Not for Profit Governance Course*. Following receipt of Lotterywest funding in 2018, a successful program was delivered by Regional Development Australia in Katanning, with 25 participants. At the time there were 40 applicants to participate in the program and several queries after application closing date. It is believed that there will be sufficient demand for a similar program to be held again. Information on AICD Not for Profit Governance Course provided in Annexure 3.

Inspiring Local Directors event

5.2 Program of education for community members interested in but not yet involved at a committee level through Upland Consulting’s customised briefing sessions.

Upland Consulting governance services		
Name	Description	Cost
<i>Future Director Briefing</i>	Thinking of joining a non-profit or family business board? Here’s a quick sketch of what’s involved. One hour briefing, minimum 10 people.	\$250 +GST
<i>Governance Gotchas for Non-Profits</i>	Having “not for profit” in the constitution doesn’t give directors a place to hide. The standard is much the same as for company directors. This two-hour workshop, with unlimited Q&A, shows you where the pitfalls are and how to avoid them.	\$600 +GST

The second participant group would be a large group of community members that the *Building Community Capacity Project* would invite to explore becoming a community group member or consider becoming a not-for-profit director or executive.

Decision Making

Stream 6: Development and implementation of a collective data gathering and analysis system, providing population level information across a range of core wellbeing measures to improve community engagement conversations, and improve decision making and prioritisation of focus areas for group collective impact.

Proposed options to support Stream 6: The Shire of Katanning utilises REMPlan data through a Small Shire Service that provides access to a range of socio economic information on the community within the Shire, although at present this data is not shared with the broad Not for Profit sector, nor the community. It is proposed that a mechanism is developed to allow for the sharing of information already available to the Shire that is not subject to confidentiality (such as REMplan data)

Program Design Considerations

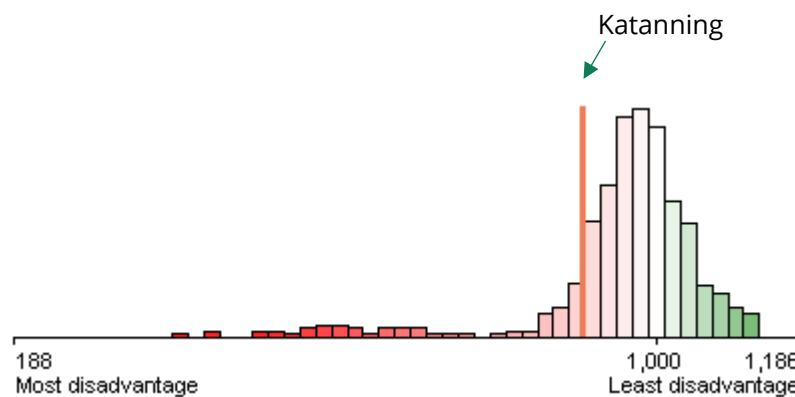
Program Design Considerations

SEIFA Index of Disadvantage (2016)

The Socio-Economic Indexes for Areas (SEIFA) measure the relative level of socio-economic disadvantage and/or advantage based on a range of Census characteristics. A higher score on the index means a lower level of disadvantage. A lower score on the index means a higher level of disadvantage.

The local government area index of Katanning:

- SEIFA Index of Disadvantage score in 906
- Ranks 71 out of 544 local government areas with SEIFA scores in Australia
- There are 473 local government areas which are less disadvantaged, and
- There are 70 local government area that are more disadvantaged



Katanning's score indicates that it is in the 13% most disadvantaged local government areas across Australia. This lower score highlights that relatively Katanning has higher numbers of households with low income, many people with no qualifications, or many people in low skill occupations.

There are 4,200 people in the Shire of Katanning, with a town population of 3,700. Katanning is the most ethnically diverse regional centre in WA¹. Data from 2016 Census² provides the following demographic breakdown of the Katanning community:

Demographics & education

¹ Ibid

² Australian Bureau of Statistics. (2016). 2016 Census QuickStats - Katanning. [https://quickstats.censusdata.abs.gov.au/census_services/getproduct/census/2016/quickstat/SSC50736#:~:text=In%20the%202016%20Census%2C%20there,up%208.3%25%20of%20the%20population.&text=The%20median%20age%20of%20people,State%20Suburbs\)%20was%2040%20years.](https://quickstats.censusdata.abs.gov.au/census_services/getproduct/census/2016/quickstat/SSC50736#:~:text=In%20the%202016%20Census%2C%20there,up%208.3%25%20of%20the%20population.&text=The%20median%20age%20of%20people,State%20Suburbs)%20was%2040%20years.)

People			
	Katanning	Western Australia	Australia
Male	50.9%	50%	49.3%
Female	49.1%	50%	50.7%
Aboriginal and/or Torres Strait Islander people	8.3%	3.1%	2.8%
Level of highest educational attainment (people over 15 years)			
Bachelor Degree level and above	7.8%	20.5%	22%
Advanced Diploma and Diploma level	4.2%	8.9%	8.9%
No educational attainment	5%	0.5%	0.8%
Cultural & language diversity			
Country of birth			
Australia	64.1%	60.3%	66.7%
<i>The most common countries of birth were Myanmar 4.2%, New Zealand 3.7%, England 2.5%, Thailand 2.0% and Afghanistan 1.8%.</i>			
Language			
English only spoken at home	65.4%	75.2%	72.7%
Households where non-English language is spoken	19.3%	19.4%	22.2%
<i>Other languages spoken at home included Malay 6.3%, Karen 4.6%, Hazaraghi 1.9%, Burmese 1.8% and Mandarin 1.1%.</i>			

Program Design Considerations

According to 2019 presentation by Shire of Katanning³ current challenges facing the Katanning community and contributing to disadvantage include:

- Cultural competency within agencies & services
- Effective promotion of services
- Local translation support
- Limited resettlement support provided locally
- Difficulties utilising departmental services effectively E.g. Department of Transport, Centrelink, legal services
- Mental health
- No midwifery services
- Changing expectations, lifestyle options
- Decline in volunteers - resettlement support
- Limited employment options - currently WAMMCO main employer
- Transport

The following table provides an example of some of the challenges faced by migrant communities that have settled in the Katanning community and the need for NFP support to mitigate disadvantage.

Community	Malay	Karen	Burundi
-----------	-------	-------	---------

³ Shire of Katanning. (2019). Snapshot of Multicultural Katanning. WALGA – Connecting Communities. <https://walga.asn.au/getattachment/Policy-Advice-and-Advocacy/People-and-Place/Accessible-and-Inclusive-Communities/Multicultural-Katanning-Presentation-WALGA-Oct-2019-Final.pdf?lang=en-AU>

Challenges	<ul style="list-style-type: none"> • Specialised health service • Accessing interpreters • Transport • Young families choosing to leave as there are no midwifery services • Limited employment options for the younger educated generation 	<p>Accessing health services • Not well connected with wider community</p> <ul style="list-style-type: none"> • Lack of Education before coming to Australia • Employment outside of WAMMCO • Education after High School 	<p>Transition to employment environment</p> <ul style="list-style-type: none"> • Extreme culture shock • Housing • No resettlement service provider locally • Language barriers • Transport • Accessing health services (Maternity services) • Isolated from the wider community • Men felt powerless • Most of the community left Katanning in 2015
-------------------	--	--	---

In addition to the challenges faced by migrants, the wider Katanning community faces social, demographic, financial, service provision and infrastructure concerns that contribute to disadvantage and put pressure on service provisions of NFPs. Examples include:

- A significant structural long-term unemployed cohort
- A lack of programs to prepare young people to job readiness once they leave school
- Tight residential rental market
- Settlement programs (State and Commonwealth) are insufficient to cater to humanitarian refugees choosing to settle in Katanning⁴.

A report by the Centre for Social Impact and Social Venture Australia, predicted that the NFP sector will be heavily impacted once government funded COVID-19 support, including decreases in JobSeeker payments, loan deferrals and rent moratoriums cease⁵. The report anticipates that charities and other NFPs will face a reduction in income and support around the same time as a spike in demand for services needed by those facing vulnerability and disadvantage in the community⁶. Opportunities to collaborate across the NFP sector in Katanning, will strengthen

⁴ Great Southern Workforce Development Alliance. (2015). Katanning workforce development plan 2015–2018. https://www.gsdc.wa.gov.au/media/1064/katanning_workforce_devt_plan.pdf

⁵ Centre for Social Impact & Social Ventures Australia. (2020). Will Australian charities be COVID-19 casualties or partners in recovery? A financial health check. <https://www.socialventures.com.au/assets/200603-SVA-CSI-charities-covid-19-financial-health-check-report.pdf>

⁶ Ibid

Program Design Considerations


their organisational governance and capabilities, as well as enhance their ability to achieve their shared goal of improving disadvantage within the Katanning community.

Not for Profit Ecosystem

The Katanning Community benefits from a wide range of community groups. This creates many opportunities for community members to connect with a club or association that reflects their area of interest, but it also places strain on the organisations themselves. In addition, the number of community groups and associations also places strain on volunteer resources, financial stability, and access to physical resources such as meeting rooms.

A strategy that works to ensure the local resources are supported and shared, will likely benefit a high number of organisations, and thus increase the likelihood that community needs can continue to be met over time.

The chart on the following page provides a sample of the identified community groups within the Shire of Katanning.

	Institutions	Agencies	
Sporting	<p>Katanning Primary School Katanning Senior High School Saint Patrick's School Braeside Primary School South Regional TAFE - Katanning The Rural Clinical School of Western Australia (Katanning) Katanning Hospital WA Police (Katanning station) Katanning Volunteer Fire & Rescue Conroy Street Kindergarten Brightstart Childcare Centre Katanning Community Childcare Katanning Playgroup</p>	<p>Max Employment APM Wanslea Family Services Southern Ag Care Anglicare Palmerston HACC Jeert Mia Corporation Badgebup Aboriginal Corporation Katanning Aboriginal Corporation Southern Aboriginal Corporation Baldjamaar Foundation Katanning Harvest Centre Katanning Hub CRC KREAC</p>	Groups
<p>Allstars Netball Club Great Southern Gymsports Inc Katanning Auskick Katanning Squash Club Australs Cricket Club Cardinals Netball Club Central Great Southern Hockey Forrest Hill Golf Club Katanning Aero Club Katanning Amateur Swimming Club Katanning Badminton Club Katanning Basketball Association Katanning Big Bore Rifle Club Katanning Bowling Club Katanning Bridge Club Katanning Clay Target Club Katanning Country Club Katanning Cougars Hockey Club Inc Katanning Croquet Club Katanning Darts Association of Katanning Katanning Districts Pool Assoc. Katanning Equestrian Association Katanning Flying Club Katanning Golf Club Katanning Gymnastics Club Katanning Hockey Club Katanning International Rules Basketball Association Inc Katanning Junior Basketball Assoc Katanning Junior Cricket Club Katanning Junior Football Katanning Kruisers Cycle Group Katanning Netball Association Katanning Pigeon Racing Club Katanning Pistol Club Katanning Pony Club Katanning Senior Basketball Assoc Katanning Soccer Club Katanning Speedway Katanning Motorcycle & Scramble Club Katanning Squash Club Katanning Swimming Club Katanning Tae Kwon Do Katanning Tennis Club Katanning Tri-Sports Association Millsey Bootscooter's Olympians Netball Club Starz Dance Wanderers Cricket club Katanning Wanderers Football Club Inc. Wurgabup Rifle Club</p>	 <p>Faith</p> <p>Anglican Church Baptist Church Foursquare Church Jehovahs Witness Lutheran Church Muslim Mosque One in Christ Church Seventh Day Adventist St Patricks Catholic Church Uniting Wesleyan Methodist Church</p>	<p>Afghan Community Badgebup Aboriginal Corporation Burmese Community Congolese Community Islamic Association Karen Community Katanning Aboriginal Corporation Landcare Girl Guides Home and Community Care Katanning Action Network Katanning Agricultural Pastoral and Horticultural Society Katanning Amateur Dramatic Society Katanning Apex Club Katanning Dramatic Society Katanning Historical Society Katanning Lions Club Katanning Machinery Restoration Group Katanning Rotary Club Katanning Scouts Katanning Tourist Centre Katanning Men's Shed RSL Adult Literacy Link Friends of the Library Katanning Historical Museum Katanning Toy Library Read Write Now Bushfire Control Katanning Emergency Accommodation Centre Katanning Fire and Rescue Katanning Police Katanning Volunteer Fire Brigade St John Ambulance Anglicare WA Katanning Community Resource Centre Katanning Red Cross Katanning RRDS Fund Raising Group Silver Chain Association WANSLEA Antenatal Classes Lions Aberdeen Village Aboriginal Health Bethshan Home for the Aged Community Health Home and Community Care Katanning Child Health Centre Katanning Community and Mental Health Katanning Local Drug Action Group</p>	

Program Design Considerations

Community Associations

The strength and effectiveness of community organisations in contributing to individual and social wellbeing have been well documented. *“Community associations proliferate to incorporate people of all conditions, capacities and interests. In their diversity they can create places for all, fulfilling the democratic ideal of universal participation [and] empower the greatest number of people to be productive.”*⁷

International practice and research confirm the view that a *structure that pulls associations and clubs together* can provide enhanced community benefits by providing:

1. Structures that communicate information amongst community members
2. The information that forms the basis for community partnerships, coalitions and individual joint activities
3. Structure that enhances the effectiveness and reach of the member organisations
4. Connections established between organisations that facilitates ‘bridging as well as bonding’
5. The entire structure is the community generator of social capital.⁸

A focus on improving the effectiveness of associations should also provide a boost to local and regional leadership development: *“As associations proliferate, the space for leadership multiplies. And as leadership of each association rotates, the experience proliferates.”*⁹

Improving connections among NFPs strengthens the resilience of regional communities. Aldrich & Meyers 2015 paper entitled *Social Capital and Community Resilience* highlights the critical role of social capital and networks in driving community resilience¹⁰. A definition of social capital used in their paper was *“the feature of social organisation, such as networks, norms, and trust that facilitate action and cooperation for mutual benefit”*¹¹. It was found that resilient communities prevail where mechanisms are created and adopted to facilitate collaboration, leading to a community more likely to work together, create strong ties and provide opportunities for rewarding volunteering¹². Examples of this in Western Australia include:

- [Meshpoints](#)¹³ facilitates innovative collaborative initiative in regional Australia. Empowering communities with sustainable approaches to resilient ecosystem development, through innovative and adaptive thinking.
- [Impact Seed](#)¹⁴ supports social enterprises that provide capacity building for disadvantaged people within society, whilst creating sustainable financial outcomes.

⁷ McKnight, J.L., 2013 The Four Legged Stool. The Kettering Foundation. p12

⁸ A study of The Community Benefits provided by Local Associations, 2011-2012 Asset—Based Community Development Institute, Northwestern University. pvi

⁹ McKnight, J.L., 2013 The Four Legged Stool. The Kettering Foundation p13

¹⁰ Aldrich, D. & Meyer, M. (2015). Social Capital and Community Resilience. *American Behavioral Scientist*, 59(2), 254–269. <https://journals-sagepub-com.ezproxy.csu.edu.au/doi/pdf/10.1177/0002764214550299>

¹¹ Ibid, p257

¹² Ibid

¹³ <http://www.meshpoints.com/>

¹⁴ <https://www.impactseed.org/>

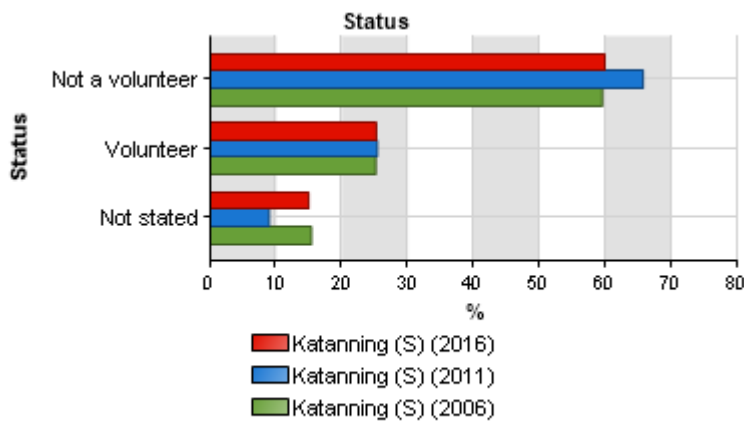
Volunteering

The Bankwest Curtin Economics Centre BCEC Research Report No. 22/19 February 2019 entitled THE SOCIAL AND ECONOMIC SUSTAINABILITY OF WA'S RURAL VOLUNTEER WORKFORCE notes that Volunteering is critical to the survival and success of rural communities in Western Australia. The past two decades have seen an increase in the community services delivered by volunteers and demand on the volunteer workforce has intensified.

The importance of volunteering to Australia's rural communities has meant that, on average, rural communities have had a higher rate of participation in volunteering than their urban counterparts (ABS, 2015). However, volunteer participation nationally has been in long-term decline (ABS, 2017).¹⁵

2016 census data indicates that the Shire of Katanning has 25% of the population participate in volunteering.

Population by Voluntary Work

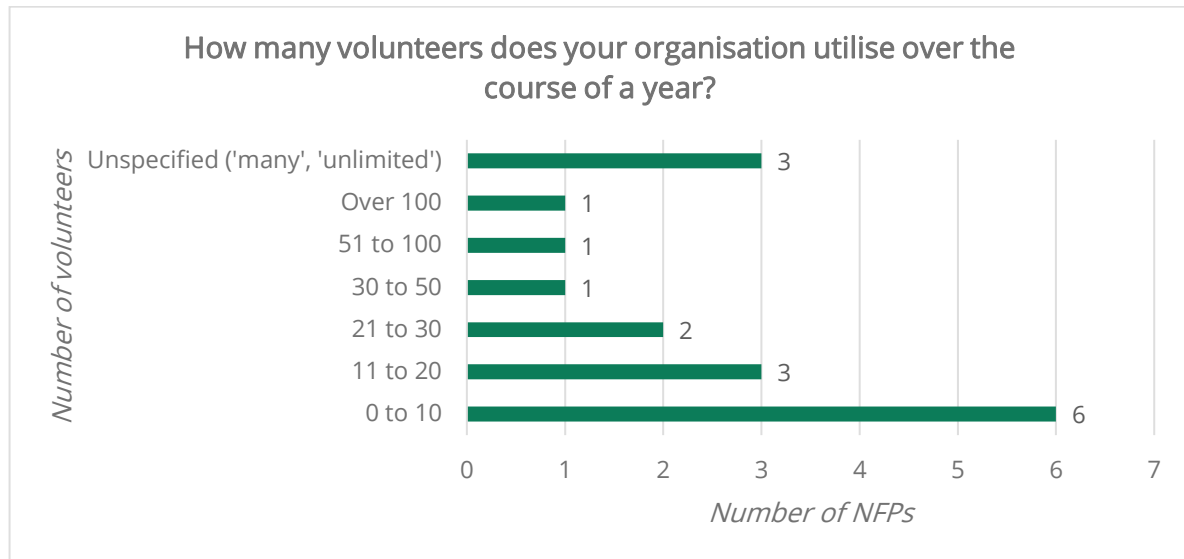


Status	Katanning (S) (2016)		Katanning (S) (2011)		Katanning (S) (2006)	
	Persons	%	Persons	%	Persons	%
Not a volunteer	1,984	59.90%	2,078	65.74%	1,881	59.54%
Volunteer	834	25.18%	801	25.34%	793	25.10%
Not stated	494	14.92%	282	8.92%	485	15.35%
Total	3,312	100.00%	3,161	100.00%	3,159	100.00%
Additional cohorts not included in totals						
Not applicable	838		1,023		1,049	

¹⁵ ibid p8

Program Design Considerations

Katanning NFPs surveyed in relation to the *Building Community Capacity Project* highlighted the large number of volunteers that are relied upon to support their organisations.



The BCEC report notes that the supply of volunteers in rural communities is at risk due to a range of factors.

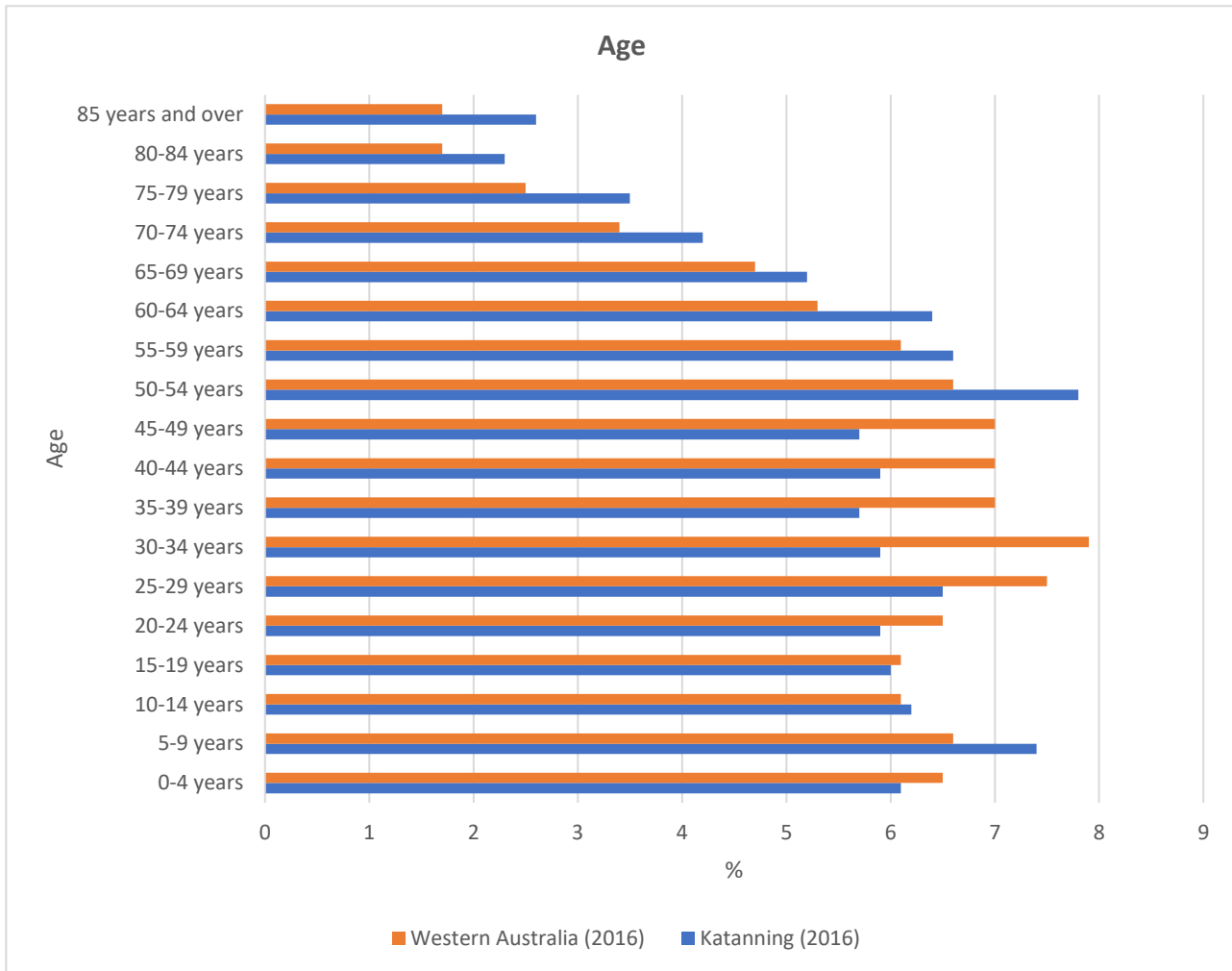
- Outmigration of volunteers is a major threat to the viability of the volunteer labour force with around 9% of the rural WA volunteer workforce planning to move within two years, threatening the viability of the volunteer workforce.
- Structural ageing of the population is underpinning increased demand for volunteer provided services.
- The established trend of outmigration of young people for schooling, training and employment removes this cohort from the volunteer labour pool.
- Existing data on volunteering does not enable the identification of frequency and intensity of volunteer participation. This causes difficulties for planning future volunteer supply

The report further notes that volunteer involving organisations report that increases in regulation impact negatively on volunteer participation. The uptake of Information and Communication Technology (ICT) by central volunteer umbrella organisations causes major difficulties for rural counterparts, with rural volunteers having limited Internet and mobile phone coverage. In addition, funding insecurity related to the short-term nature of government funding schemes undermines the capacity of volunteering organisations to develop long term initiatives. Furthermore, volunteer involving organisations need to engage local employers to support their staff to meet the demands of volunteering commitments.

The ageing of the population (is a double threat as it is likely to generate increased demand for volunteer provided services while reducing the pool of labour available to fill volunteer positions. In rural areas aged care services, such as transport for health care visits and Meals on Wheels, are more likely to be provided by volunteers. Rural communities are therefore at greatest risk from structural ageing.

This is a particular issue for the Shire of Katanning whose population of people aged 65 years and over is 18% of the population.

Population by Age



Data taken from 2016 Census QuickStats¹⁶

Rural communities are also facing difficulties in recruiting volunteers as a result in a shift in the way some parts of the volunteer workforce choose to volunteer. These challenges combine to place unprecedented pressure on current volunteers in rural WA thereby increasing their risk of burnout. Volunteer ‘burn-out’ is a major threat to the sustainability of the rural volunteer workforce. Burn-out occurs when volunteers become so overwhelmed by the burden of continued volunteering, they leave the volunteering workforce. With more volunteer work needing to be done by fewer volunteers, the risk of burnout is increasing and volunteer involving organisations need to proactively adopt strategies to support their volunteers.¹⁷

¹⁶ ABS. (2016). People – demographics & education. 2016 Census QuickStats. https://quickstats.censusdata.abs.gov.au/census_services/getproduct/census/2016/quickstat/SSC50736#:~:text=The%20median%20age%20of%20people,up%2017.8%25%20of%20the%20population

¹⁷ BCEC-Report-Social-and-Economic-Sustainability-of-WAs-Rural-Volunteer-Workforce.pdf p2

Monitoring and Evaluation

Monitoring and Evaluation

Monitoring and Evaluation will be a core component of the *Building Community Capacity Project* recognising the importance of keeping project members engaged in the outcomes of the project.

Pracsys and Culture Counts

It is intended that the monitoring and evaluation elements of the work be undertaken in collaboration with Pracsys and its sister company Culture Counts. Details of their extensive experience in this space are included in their quotation attachment.

Pracsys is a multi-disciplinary economics and strategy consulting firm with more than 20 years' experience. In summary, Pracsys led the creation of a world first Public Value Measurement Framework (PVMF) for the arts and culture sector with the then WA Department of Culture and the Arts (now DLGSC). The framework is an innovative system for evaluating intrinsic impact in the arts and cultural sector and led to the creation of Culture Counts.

Since then, Pracsys has continued to expand the metric framework drawing on best practice methodologies and theoretical frameworks such as theory of change. In 2018, Pracsys collaborated with Culture Counts and DLGSC to build on the arts and culture PVMF and create a Social Impact model for the arts and culture sector that aligned outcomes with wellbeing indicators to estimate the instrumental impacts associated with the sector. Pracsys has applied this knowledge across sectors, developing a Sports and Recreation PVMF for WA and an outcomes-based economic impact framework for RDA Wheatbelt.

Pracsys works closely with local, regional and state government agencies to identify how their activities seek to achieve outcomes, impact and value and how this can be measured. Pracsys' experience in developing outcome-based evaluation frameworks will assist the Building Community Capacity Project in ensuring it can achieve long-term benefits.

The brief to Pracsys will be to develop an outcomes evaluation framework and implement a collective data gathering and analysis system to provide measurement of a range of wellbeing measures in the region over time. The framework and associated outcomes dashboard will present data collected from both *Building Community Capacity Project* participant organisations and their serviced populations. The framework enables comparison of the views of different groups, indicating whether the public experiences are in alignment with service-provider value propositions. The end product - a standardised outcomes-tracking metrics dashboard to be utilised by Katanning NFP organisations - will enable individual organisations to ensure projects maximise their potential benefit.

The use of a transparent, evidence-based system will enable decision-makers to better plan for resilience and enhancement in a way that is cooperative and measurable. A collective outcomes management system allows for integrated monitoring of community wellbeing, combining self-gathered subjective measures with objective data gathered periodically through the ABS Census and ABS Australian Health Survey. Together, the tracking of these measures over multiple years will allow the *Building Community Capacity Project* to gauge the effect that community collaboration has on community outcomes.

The evaluation process and associated outcome measurement tool will allow the *Building Community Capacity Project* to undertake project evaluation, testing the effect of the program

learnings on outcomes performance iteratively to explore the relationship between service inputs and community outcomes.

The efficiencies gained through Katanning's NFP community working together will allow better decision making and more rapid responses to the changing needs of the community. The evaluation framework and outcomes measurement system will allow the *Building Community Capacity Project* to evidence that enhanced collaboration improves community outcomes and strengthens ongoing resilience to external challenges.

The evaluation framework and outcomes measurement tool will also allow the **Auspice Org** to report on progress against Lotterywest defined indicators of change, including:

- Improvements to organisational governance, resilience, and risk strategies
- Improved preparedness for responding to crisis and opportunities to be more effective
- Better understanding of the organisation's capabilities and areas for development
- Greater collaboration within and across the NFP sector
- Broad benefits extending beyond the organisation

Project Methodology

Project plan to be developed following consultation with community NFPs and vendors

Project Budget

Project budget to be developed following consultation with community NFPs and vendors.

Governance

To be completed following consultation with key parties

Annexure

Annexure

Annexure A: Participating Organisations

- Katanning St John Ambulance
- Katanning Uniting Church
- Braeside primary school
- Badgebup Aboriginal Corporation
- Great Southern Treasures
- Shire of Katanning
- Katanning Landcare
- Jeert Mia Aboriginal Corporation
- Katanning Carnaby's Girl Guides
- Read Write Now
- Katanning Senior High School
- Youthcare
- Katanning Seniors Autumn Club
- Katanning Wanderers
- The Anglican Parish of Katanning
- Katanning Regional Business Association
- One respondent chose to remain anonymous

Annexure B: My Community Directory Overview

My Community Directory has been designed to help Australians find the health and community service information they need when they need it. My Community Directory is a comprehensive one stop shop for community information that is accessed by the Public, Community Sector, Councils, and Government. It is *free to use to access information* and *free to list* any community service or activity that is free, funded, or subsidised.

Features:

Information Sharing - Both listings and favourites can be shared through email social media or downloaded and shared as a PDF (which can be printed). These lists can also be saved and used in other applications.

Report errors and feedback - Users can report errors or leave feedback.

Easy management of user profiles - Once an organisation has registered users can manage profiles themselves and invite other users to help maintain their information.

Cross Platform Mobility - users can access My Community Directory on phones, tablets and a range of web browsers.

Local vs Outreach Services - Listings on the left are located locally, on the right site outreach services can be viewed.

Service Mapping - Use 3 different Map Search features to see a visual representation of all the services on a map. [Access My Community](#) allows users all to view public transport options using Google Maps.

Comprehensive Listings & Search - Services can provide a range of information about the services they provide allowing users to identify the following:

- **Deductible Gift Recipient:** users can search an outlet's Deductible Gift Recipient status
- **Status:** users can identify which entity type they are looking for, such as Australian Private Company, Fixed trust, etc.
- **Wheelchair Access:** users can organisations that have/don't have wheelchair access
- **Referral Requirement:** users can search whether you need a referral to use the service or not.

Access Fee: users can identify whether there is a fee to access the service or not.

Annexure

Search - Search My Community Directory with more detailed contact information for outlets in your region, as well as Advanced Search options also available for logged in Members.

Advanced Search (Members) - We've just rolled out a brand new design for My Community Directory and enhanced many of the features of our site. One of the most exciting updates is the "Advanced Search" membership feature. This is the first time ever on My Community Directory that you are able to refine your searches to service options, location options or organisation options of the outlet you're looking for.

Shortlists or (favourites) and different accounts: users can save selected services and information to their short lists and can access this information. Our lists are linked to the database live and updated as changes are made in the database. These lists are available later. Users can log in to an account and access extra information. Save lists of your Favourite searches on My Community Directory, then print or email those searches to clients and colleagues to manage your client referrals. Simply look for the "Heart" icon when searching for listings as a member.

Statistics - (members only) - Includes usage rates for your My Community Directory listing, what services people are most needing to find, and statistics on how many and what type of organisations are registered.

Communicate (selected members) - Selected Council and Government members have access to the Community Broadcast platform to email organisations in their region directly from their My Community Directory Dashboard.

Download - Download information on all the available community services, by category, in your region. We have improved our download feature to allow you to "Refine your Criteria" and search for more specific detail in your download. You can also download by Service, Outlet or Contact information.

Edit Your Listing information - View, Add or Edit the My Community Directory listings you operate. You can also assign new staff and volunteers their own "profile" to access your membership features. Selected Council and Government members also have permission to Edit the listing information of community organisations in their region.

Google Translate - My Community Directory now uses Google Translate, a multilingual translation service, to help translate our website pages from one language to another. With over 60 different languages available, it is now even easier for everyone to find the services they are looking for. Please note that all translations are provided by a third party - Google inc. You can contact them if you have any feedback regarding the accuracy of their translations.

Annexure C: AICD Not for Profit Governance Course

AICD Not for Profit Governance Course

The Australian Institute of Company Directors (AICD) is Australia's leading provider of governance education and development programs, governance assessment services and board advisory services.

AICD research and the underlying empirical evidence strongly suggests that better governance enables improved decision making, which translates into superior organisational performance and better run businesses.

Governance challenges arise when an organisation, or the environment they are operating in, is going through change. This often represents a period within which the organisation itself is transitioning from one phase of its life cycle to the next. The board and executive are required to identify not only where they are in the cycle, but also predict the range of potential outcomes that could arise from alternate courses of action during subsequent phases.

The Australian Institute of Company Directors offers a best in class course for Not for Profit Governance. The *Governance Foundations for Not-for-Profit Directors* will provide Katanning NFP committee members with an understanding of fundamental compliance and performance related roles and responsibilities of directors, specifically in the areas of governance, risk, financial performance and strategy.

This program will be provided over 2 days and includes the following 3 courses:

Duties and Responsibilities of the Not-for-Profit Director

- Gain an understanding of the role of the not-for-profit director in governing the organisation and how this differs to the for-profit sector.
- Understand the potential liability of directors and committee members.
- Appreciate the balance between the compliance and performance roles of the board.

Strategy and Risk for the Not-for-Profit Director

- Appreciate the director's role in setting and overseeing strategy whilst monitoring risk.
- Identify the link between strategy and risk management, risk culture and effective leadership.
- Enhance organisational performance through effective contribution to strategy formulation.
- Understand personal risk appetite and how this affects board decisions.

Finance for the Not-for-Profit Director

- Learn to interpret the major elements of the financial statements and the linkages between them to evaluate the financial performance of the organisation.
- Explore how to apply and interpret financial ratios applicable to not-for-profit organisations.

Annexure

Upon completion of this program, not for profit directors should be able to:

- Identify the key duties and responsibilities of directors in the not-for-profit environment
- Appreciate the potential personal liability of directors and council members
- Understand governance structures as they apply in the not-for-profit context
- Consider the differences/similarities and nuances of the director's role in the not-for-profit/for profit sectors
- Understand the role of directors in overseeing the strategy formulation and risk management approach of the organisation
- Review the financial statements and the linkages between them
- Discuss how directors in the not-for-profit sector can link the financial statements to understand the 'financial story' and health of the organisation

Participants will also receive complimentary access to Interpreting Financial Statements (eLearning course) and a recording of The Role of the Not-for-Profit Director webinar.

Prepared by Rural and Regional Economic Solutions

juliet@rreconomics.com.au

PO Box 671

Denmark WA 6333

ABN: 23 161 518 734



SHIRE OF KATANNING

AND

WANDERERS FOOTBALL CLUB

CHARTER

FEBRUARY 2021

The Shire of Katanning Council and Staff recognise the significant contributions the Wanderers Football Club have made to the Katanning Leisure Centre, Sprigg Bar and external facilities at the Katanning Leisure Centre over the past 20 plus years.

The contributions of members past and present has been both financial and in kind and the Club provides a strong community spirit that is highly valued by Council and the community.



The Katanning Wanderers Football Club recognises the significant contribution the Shire of Katanning makes to the Katanning Leisure Centre facilities, including managing the day to day operations, building program and grounds maintenance and ongoing provision of funding to the Reserve Accounts to ensure future needs are able to be met.



The Shire of Katanning and Wanderers Football Club seek to better communicate, work co-operatively, respectfully and in good faith to ensure the ongoing success of the both the Club and the entire Centre.

President

Wanderers Football Club

President

Shire of Katanning

Licence: Portion of Katanning Leisure Centre and Quartermaine Oval: 4 Pemble Street, Katanning

Shire of Katanning

Katanning Wanderers Football Club Incorporated



McLEODS

Barristers & Solicitors

Stirling Law Chambers | 220-222 Stirling Highway

CLAREMONT WA 6010

Tel: (08) 9383 3133 | Fax: (08) 9383 4935

Email: mcleods@mcleods.com.au

Ref: FG:KATA:41421

Copyright notice

McLeods owns the copyright in this document and commercial use of the document without the permission of McLeods is prohibited.

Table of Contents

Copyright notice	2
Details	6
Agreed terms	6
1. Definitions	6
2. Grant of Licence	8
3. Other Amenities	8
4. Agreed Hours	8
4.1 Licensed Area	8
4.2 Sprigg Bar	8
5. Licence Fee & Outgoings	8
5.1 Licence Fee	8
5.2 Outgoings	8
5.3 Payment of Electricity	9
5.4 Interest on Outstanding Amounts	9
6. Licence Fee Review	9
6.1 Licence Fee to be Reviewed	9
6.2 Methods of Review	9
6.3 CPI Review	10
6.4 Market Licence Fee Review	10
6.5 Licence Fee will not decrease	10
6.6 Licensor's right to review	10
7. Use	11
7.1 Permitted Use	11
7.2 No illegal act	11
7.3 No residence	11
7.4 No harm or stress	11
7.5 No smoking	11
7.6 Sale of Alcohol	11
7.7 Sale of Food	11
7.8 No pollution	11
7.9 No breach of copyright	11
7.10 No nuisance	12
7.11 No signage	12
8. Keys	12
9. Security for Licensed Area	12
10. Condition of Licensed Area	12
11. Alterations	13
12. Maintenance and Cleaning	13
12.1 General Maintenance	13
12.2 Cleaning	14
12.3 Comply with all reasonable conditions	14
12.4 Licensor's Fixtures and Fittings	14

13.	Alcohol	15
13.1	Consumption of alcohol	15
13.2	Liquor licence	15
14.	Responsibility for Equipment and Property	15
14.1	Licensee's Property	15
14.2	Replacement of Equipment and Property in the Licensed Area	16
15.	No liability	16
16.	Damage to the Licensed Area	16
17.	Return of Licensed Area to Licensor	17
18.	Indemnity	17
18.2	Obligations continuing	17
18.3	Release	17
19.	Insurance	18
19.1	Insurance required	18
19.2	Maintain Insurance	18
19.3	Details and Receipts	18
19.4	Not to void Insurance	18
19.5	Reports	19
19.6	Licensee required to pay excess on insurances	19
19.7	Licensee's equipment and possessions	19
19.8	Building Insurance to be effected by Lessor	19
20.	Limit of Licensor's liability	19
21.	Rights rest in contract only	19
22.	Casual Hire of Licensed Area	19
22.1	Casual Hire	19
22.2	Licensee remains responsible for Licensed Area at all times	20
23.	Default	20
23.1	Events of Default	20
23.2	Licensor's rights	20
24.	Obligations on Termination	21
24.1	Peaceful Surrender	21
24.2	Removal of Licensee's Property	21
24.3	Licensor can Remove Licensee's property on re-entry	21
24.4	Appointment of Individual or Sports Club as Manager of Sprigg Bar	21
24.5	Obligations to continue	22
25.	Dispute Resolution	22
25.1	Referral of dispute: Phase 1	22
25.2	Referral of dispute: Phase 2	22
25.3	Appointment of Arbitrator: Phase 3	22
25.4	Payment of Amounts Payable to date of award	22
26.	Entry & Inspection	22
27.	Acknowledgements	22
28.	GST	23
29.	No Fetter	23
30.	Additional Terms and Conditions	23

31. Acts by Agents	23
32. Governing Law	23
33. Severance	23
34. Variance	24
35. Moratorium	24
36. Notice	24
36.1 Form of Delivery	24
36.2 Service of Notice	24
37. Signing of Notice	24
38. Further assurance	25
39. Interpretation	25
Schedule	26
Signing page	30
Annexure 1 – Licensed Area	31
Annexure 2 – Plan of Quartermaine Oval	32
Annexure 3 – Plan of Quartermaine Oval on Hassell Street	33
Annexure 4 – Floor Plans – balance of Sprigg Bar area	34

Details

Parties

Shire of Katanning

of PO Box 130, Katanning, Western Australia
(Licensor)

Katanning Wanderers Football Club Incorporated

of PO Box 237, Katanning, Western Australia 6317
Registration Number: A0790140A
(Licensee)

Background

- A The Licensor is the registered proprietor of the land described in **Item 1** of the Schedule (**Land**).
- B The Licensor has agreed to grant to the Licensee a licence to use that portion of the Land described in **Item 2** of the Schedule (**Licensed Area**).
- C The Licensor and the Licensee enter into this Agreement to set out the terms and conditions upon which the licence is granted.

Agreed terms

1. Definitions

Agreed Hours means the hours specified in **Item 9** of the Schedule;

Amounts Payable means the Licence Fee and any other money payable by the Licensee under this Licence;

Annual Electricity Costs means the amount payable for electricity pursuant to **clause 5.3** of this Licence which for the first year of this Licence is \$3,557.00;

Bathroom Supplies means consumable bathroom supplies including but not limited to toilet paper, hand towels and soap;

Change rooms means the male and female toilets, showers and change room areas as outlined in red on the plan attached as **Annexure 1**;

Claim means each and every claim, demand, writ, summons, action, suit, statutory obligation or requirement, direction, prosecution, proceeding, judgment, order, decree, damages, costs (including legal costs), loss and expense of any nature;

Commencement Date means the date upon which the Term commences as stipulated in **Item 3** of the Schedule.

10.2.8

CPI means the Consumer Price Index (All Groups) Perth number published from time to time by the Australian Bureau of Statistics;

Electricity Costs Review Date means the dates stipulated in **Item 11** of the Schedule;

Fees & Charges means the Licensor's Fees & Charges Schedule from year to year as published in the annual budget for the Licensor;

GST means a tax under the *A New Tax System (Goods and Services Tax) Act 1999* (Cth) and any legislation substituted for, replacing or amending that Act, levied on a supply including but not limited to the Licence Fee or other money payable to the Licensor for goods or services or property or any other thing under this Licence;

Interest Rate means the rate at the time the payment falls due being 2% greater than the Licensor's general overdraft rate on borrowings from its bankers on amounts not exceeding \$100,000.00, which rate cannot exceed the rate prescribed by, and imposed in accordance with, section 6.13 of the *Local Government Act 1995*;

Katanning Leisure Centre means Katanning Leisure & Function Centre located within the locality of the Licensor;

Land means the land described in **Item 1** of the Schedule.

Level 2 means the area shown as level 2 and outlined in orange on **Annexure 1**;

Licence means the licence granted under this agreement.

Licensed Area means the part of the Land that the Licensee is permitted to use in accordance with the terms of this Licence, more particularly described in **Item 2** of the Schedule.

Licence Fee means the fee stipulated in **Item 6** of the Schedule.

Licence Fee Review Dates means the dates stipulated in **Item 11** of the Schedule;

Other Amenities means any part of the Licensed Area or its surrounds that the Licensee is permitted to use in conjunction with the other users of the Licensed Area;

Permitted Use means the use set out in **Item 7** of the Schedule;

Quartermaine Oval means the grassed sports oval, ticket box and dug outs shown as Quartermaine Oval and outlined in orange on the plan annexed as **Annexure 2**;

Schedule means the schedule to this Licence.

Sprigg Bar means that portion of the Licensed Area licensed by the Department of Racing Gaming and Liquor (WA) for the service of alcohol which includes:

- a) the area shown cross hachured in red on the plan attached as **Annexure 1**; and
- b) the areas outlined in red on the plans attached as **Annexure 4**;

Summer Season means 1 October to 31 March;

Term means the term stipulated in **Item 4** of the Schedule and, where the context permits, includes any further term;

Winter Season means 1 April to 30 September.

2. Grant of Licence

In consideration of the covenants of the Licensee given herein the Licensor HEREBY GRANTS to the Licensee a licence (**Licence**) to use the Licensed Area and any Other Amenities for the Term.

3. Other Amenities

The Licence includes the right to use, in conjunction with other users of the Licensed Area, the Other Amenities specified in **Item 5** of the Schedule in accordance with any particular conditions of use specified in **Item 5** of the Schedule.

4. Agreed Hours

4.1 Licensed Area

For the duration of the Term of the Licence the Licensee shall be permitted to use the Licensed Area, but only during the Agreed Hours.

4.2 Sprigg Bar

- (1) The Licensee shall be permitted to use the Sprigg Bar, but strictly only during the Agreed Hours.
- (2) The Licensee may only use the Sprigg Bar outside the Agreed Hours with the written consent of the Licensor, which consent shall be subject to the Licensee giving the Licensor seven (7) days written notification of such request and the Licensor having no existing commitment with any other group or person. The Licensor's normal hire fees as detailed in the Fees & Charges will apply for such additional use.
- (3) If the Licensee uses the Sprigg Bar outside of the Agreed Hours without the prior consent of the Licensor, the Licensor may issue the Licensee an invoice for such use and the parties agree that the rate for such use is specified in **Item 10** of the Schedule and the Licensee must pay such fee within fourteen (14) days of receipt.

5. Licence Fee & Outgoings

5.1 Licence Fee

The Licensee must pay to the Licensor the Licence Fee in the manner set out at **Item 6** of the Schedule on and from the Commencement Date clear of any deductions.

5.2 Outgoings

- (1) The Licensee covenants and agrees to pay to the Licensor or to such person as the Licensor may from time to time direct upon demand and punctually all the following outgoings, utilities or services (if applicable), assessed or incurred in respect of the Licensed Area:
 - (a) electricity consumption charges in accordance with **clause 5.3**;
 - (b) any fee or charge for the connection of any service to the Licensed Area; and
 - (c) any other consumption charge or cost, statutory impost or other obligation incurred or payable by reason of the Licensee's use and occupation of the Licensed Area.

- (2) If the Licensed Area is not separately charged or assessed the Licensee will pay to the Licensor a proportionate part of any charges or assessments referred to in **clause 5.2(1)** being the proportion that the relevant portion of the Licensed Area bears to the total area of the land included in the charge or assessment and otherwise arises from or may reasonably be attributed to the Licensee's use of the Licensed Area.
- (3) The Licensor will supply Bathroom Supplies up to a value of \$400 each Winter Season. Any further Bathroom Supplies required will be payable by the Licensee in accordance with **clause 5.2(1)**.

5.3 Payment of Electricity

- (1) The Licensee must pay the Annual Electricity Costs for the electricity supplied to the Licensed Area including the Sprigg Bar and the tower lights;
- (2) The Annual Electricity Costs will be reviewed based on CPI on the dates specified in **Item 11** of the Schedule;
- (3) The CPI review will increase the Annual Electricity Costs payable during the immediately preceding period by the percentage of any increase in CPI having regard to the quarterly CPI published immediately prior to the later of the Commencement Date or the last Electricity Costs Review Date as the case may be and the quarterly CPI published immediately prior to the relevant Electricity Costs Review Date. If there is a decrease in CPI having regard to the relevant CPI publications the Annual Electricity Costs payable from the relevant Electricity Costs Review Date will be the same as the Annual Electricity Costs payable during the immediately preceding period. Should the CPI be discontinued or suspended at any time or its method of computation substantially altered, the parties shall endeavour to agree upon the substitution of the CPI with an equivalent index;
- (4) Notwithstanding the provisions of this clause, the Annual Electricity Costs payable from any Electricity Costs Review Date will not be less than the Annual Electricity Costs payable in the period immediately preceding such Electricity Costs Review Date;
- (5) Within 28 days of the expiration of the Winter Season the Licensor will provide to the Licensee a statement of the actual usage of electricity for the Licensed Area for the Winter Season and the Licensee will forthwith pay the amount (if any) by which the actual electricity cost exceeds the Annual Electricity Costs paid by the Licensee or the Licensor will refund any amount by which the Annual Electricity Costs exceeds the actual electricity costs.

5.4 Interest on Outstanding Amounts

Without affecting the rights, power and remedies of the Licensor under this Licence, to pay to the Licensor interest on demand on any Amounts Payable which are unpaid for 30 days computed from the due date for payment until payment is made and any interest payable under this paragraph will be charged at the Interest Rate.

6. Licence Fee Review

6.1 Licence Fee to be Reviewed

The Licence Fee will be reviewed on and from each Licence Fee Review Date to determine the Licence Fee to be paid by the Licensee until the next Licence Fee Review Date.

6.2 Methods of Review

The review will be either based on CPI or a Market Review. The basis for each licence fee review is as identified for each Licence Fee Review Date in **Item 11** of the Schedule.

6.3 CPI Review

A licence fee review based on CPI will increase the amount of Licence Fee payable during the immediately preceding period by the percentage of any increase in CPI having regard to the quarterly CPI published immediately prior to the later of the Commencement Date or the last Licence Fee Review Date as the case may be and the quarterly CPI published immediately prior to the relevant Licence Fee Review Date. If there is a decrease in CPI having regard to the relevant CPI publications the Licence Fee payable from the relevant Licence Fee Review Date will be the same as the Licence Fee payable during the immediately preceding period. Should the CPI be discontinued or suspended at any time or its method of computation substantially altered, the parties shall endeavour to agree upon the substitution of the CPI with an equivalent index, or failing agreement by the parties, the substitution shall be made by a Valuer appointed in accordance with **clause 6.4**.

6.4 Market Licence Fee Review

- (1) A licence fee review based on the market will establish the current market licence fee for the Licensed Area (which will not be less than the Licence Fee payable in the period immediately preceding the Licence Fee Review Date) by agreement between the parties and failing agreement, will be determined in accordance with the following provisions.
- (2) If agreement as to the substitution of the CPI with an equivalent index for the Licensed Fee is not reached at least one (1) month prior to the relevant Licence Fee Review Date then the current market licence fee for the Licensed Area will be determined at the expense of the Licensee by a valuer (**Valuer**) licensed under the *Land Valuers Licensing Act 1978*, to be appointed, at the request of either party, by the President for the time being of the Australian Property Institute (Western Australian Division) (or if such body no longer exists, such other body which is then substantially performing the functions performed at the Commencement Date by that Institute).
- (3) The Valuer will act as an expert and not as an arbitrator and his or her decision will be final and binding on the parties. The parties will be entitled to make submissions to the Valuer.
- (4) In this **clause 6**, “current market licence fee” means the licence fee obtainable for the Licensed Area in a free and open market if the Licensed Area was unoccupied and offered for rental for the use for which the Licensed Fee is permitted pursuant to this Licence and on the same terms and conditions contained in this Licence, BUT will not include:
 - (a) any improvements made or effected to the Licensed Area by the Licensee; and
 - (b) any licence fee free periods, discounts or other concessions.

6.5 Licence Fee will not decrease

Notwithstanding the provisions in this clause, the Licence Fee payable from any Licence Fee Review based on CPI Review will not be less than the Licence Fee payable in the period immediately preceding such Licence Fee Review Date.

6.6 Licensor’s right to review

The Licensor may institute a licence fee review notwithstanding the Licence Fee Review Date has passed and the Licensor did not institute a licence fee review on or prior to that Licence Fee Review Date, and in which case the Licence Fee agreed or determined shall date back to and be payable from the Licence Fee Review Date for which such review is made.

7. Use

7.1 Permitted Use

- (1) The Licensee shall ensure that the Licensed Area is not used for any purpose other than for the purpose as set out at **Item 7** of the Schedule.
- (2) The Licensee must use the Licensed Area only in accordance with all Written Laws from time to time in force relating to the Licensed Area, the Licensee's use of the Licensed Area or any directly or indirectly associated activity.
- (3) The Licensee must not and must not suffer or permit a person to use the Licensed Area for any purpose which is not permitted under any local planning scheme or any law relating to health.

7.2 No illegal act

The Licensee must not and must not suffer or permit a person to use the Licensed Area for any harmful, offensive or illegal act.

7.3 No residence

The Licensee must not suffer or permit a person to use the Licensed Area as a residence or sleeping place of any person.

7.4 No harm or stress

The Licensee must not and must not suffer or permit a person to do any act or thing which might result in excessive stress or harm to any part of any building in the Licensed Area.

7.5 No smoking

The Licensee must not suffer or permit a person to smoke inside any enclosed portion of a building in the Licensed Area.

7.6 Sale of Alcohol

The Licensee must not and must not suffer or permit a person to sell or supply liquor from the Licensed Area without first obtaining consent of the Licensor, which may be withheld in the absolute discretion of the Licensor.

7.7 Sale of Food

The Licensee shall only sell food within the Licensed Area if the Licensor's consent is first obtained and then only in accordance with the *Food Act 2008* and any other relevant written laws that may be in force from time to time.

7.8 No pollution

The Licensee must do all things necessary to prevent pollution or contamination of the Licensed Area by garbage, refuse, waste matter, oil and other pollutants.

7.9 No breach of copyright

The Licensee must not and must not suffer or permit a person to do any act, that constitutes a breach or infringement of copyright under the *Copyright Act 1968* (Cth).

7.10 No nuisance

The Licensee must not and must not suffer or permit a person to do or carry out on the Licensed Area anything which causes a nuisance, damage or disturbance to the Licensor, other users of the Licensed Area or the Land, or to owners or occupiers of adjoining properties.

7.11 No signage

The Licensee shall not affix or exhibit or permit to be affixed or exhibited in or upon any part of the Licensed Area any placard, signboard, neon sign or other advertisement unless the Licensee has first obtained the prior written approval of the Licensor (which is granted at the absolute discretion of the Licensor and may be subject to such conditions as the Licensor deems fit).

8. Keys

- (1) The Licensee acknowledges the receipt of the keys, and any other security device, specified in **Item 8** of the Schedule.
- (2) The Licensee must use and keep the keys, and any other security device, strictly in accordance with any instructions specified in **Item 8** of the Schedule.
- (3) The Licensee may request additional sets of keys from the Licensor and if approved the Licensee is responsible for the cost of the additional access keys.
- (4) The Licensee is to maintain a record of who is assigned any keys.
- (5) The Licensee must notify the Licensor of any lost keys within seven (7) days. Any replacement keys and locks will be issued by the Licensor at the Licensee's cost.

9. Security for Licensed Area

- (1) The Licensee must ensure that the building or buildings, and all of the Licensor's fixtures and fittings, are appropriately secured at all times during the Agreed Hours and that the Licensed Area is vacated and appropriately secured at the conclusion of the Agreed Hours.
- (2) The Licensee will be responsible for any loss or damage to the Licensed Area, and the Licensor's fixtures and fittings during the Term and at the conclusion of the Term, to the extent that any loss or damage was caused or contributed by an act or omission of the Licensee.
- (3) The Licensor employs security personnel for the Katanning Leisure Centre (**Security Services**). In the event that the Security Services attends the Licensed Area due to incorrect setting of the alarm, the Licensed Area not be secured, Security Services not being aware of the Agreed Hours or any other reason attributable to the Licensee then the Licensor will be charged for the call-out fee.
- (4) If Security Services attend to the Licensed Area due to vandalism, a break-in or any other reason not attributable to the Licensee the Licensor agrees to attempt to recover the call-out fee expense through the Licensor's insurance and the Licensee acknowledges that it will be responsible for the excess payable for that claim.
- (5) To ensure the security of the Katanning Leisure Centre the Licensee must inform the Licensor of the scheduled fixtures for the Winter Season and the dates of any casual hire pursuant to **clause 22** as soon as possible.

10. Condition of Licensed Area

The Licensed Area and the Other Amenities are made available to the Licensee in the condition that they are in at the Commencement Date.

11. Alterations

- (1) The Licensee shall not:
- (a) make or cause, suffer or permit to be placed upon the Licensed Area or Other Amenities any improvements, alterations, buildings, structures or other fixtures, fittings or equipment of any kind whatsoever; or
 - (b) carry out any modifications or alterations whatsoever to the Licensed Area,
- unless the Licensee has first obtained the prior written approval of the Licensor (which is granted at the absolute discretion of the Licensor and may be subject to such conditions as the Licensor deems fit) and all necessary approvals, licences and permits required by law have been obtained
- (2) To apply for the Licensor's permission to do any of the things referred to in **clause 11** the Licensee must submit an application in writing to the Licensor at least thirty (30) days prior to when the Licensee wishes to commence any work to effect the alteration or installation.
- (3) The Licensee must not commence any work to effect a proposed alteration or installation until it has received the Licensor's written permission to do the work and, if such permission is granted, the Licensee must comply with any conditions specified in the permission.
- (4) Any alteration or installation effected by the Licensee will be at the sole cost of the Licensee.
- (5) The Licensee agrees that if it effects any alteration or installation in a manner that does not meet the Licensor's standards, the Licensor may, at the Licensee's cost, take any action the Licensor considers necessary to remove or rectify the alteration or installation, and the cost of doing so will be a liquidated debt payable by the Licensee on demand and recoverable in a Court of competent jurisdiction.

12. Maintenance and Cleaning

12.1 General Maintenance

- (1) The Licensee AGREES during the Term and for so long as the Licensee continues to use the Licensed Area during the Agreed Hours to:
- (a) maintain, replace, repair, clean and keep the Licensed Area (which for the avoidance of doubt includes the Licensor's and Licensee's fixtures and fittings) clean and in Good Repair having regard to the age of the Licensed Area at the Commencement Date PROVIDED THAT this subclause shall not impose on the Licensee any obligation:
 - (i) to carry out repairs or replacement that are necessary as a result of fair and reasonable wear and tear; and
 - (ii) in respect of any structural maintenance, replacement or repair , EXCEPT when such repair or replacement is necessary because of any action or omission of or on the part of the Licensee or an Authorised Person or the Licensee's insurances are invalidated by any act, neglect or default by the Licensee or an Authorised Person.
- (2) In discharging the obligations imposed on the Licensee under this subclause, the Licensee shall where installing, maintaining, replacing or repairing:

- (a) any electrical fittings and fixtures;
- (b) any plumbing;
- (c) any air-conditioning fittings and fixtures; and
- (d) any gas fittings and fixtures, in or on the Licensed Area,

use only licensed trades persons, or such trades persons as may be approved by the Licensor and notified to the Licensee, which approval shall not be unreasonably withheld.

- (3) Despite any other provision of this Licence, the Licensee will be responsible for any repair or replacement which is necessary because of any act or omission of or on the part of the Licensee or an Authorised Person, or the Licensor's insurances are invalidated by any act, neglect or default by the Licensee or an Authorised Person.
- (4) The Licensee shall be responsible for maintaining the Sprigg Bar including all lighting, electrical installations, drainage and all of fixtures and fittings in good and substantial repair, order and condition at all times and at its own cost.

12.2 Cleaning

- (1) The Licensee must keep the Licensed Area clean, tidy and free from rubbish at all times. The Licensee shall pay any costs, fees or charges incurred for cleaning of the Licensed Area.
- (2) The Licensee is required to undertake the following cleaning of the Licensed Area or part thereof:
 - (a) The Sprigg Bar will be swept, mopped, disinfected and refuse, rubbish, garbage and litter will be removed after each use;
 - (b) The Change rooms will be swept, mopped, disinfected and refuse, rubbish, garbage and litter will be removed after each use; and
 - (c) All rubbish will be deposited in the bins that are in the bin enclosure on the evening before the rubbish service collection day;
- (3) The Licensor agrees to undertake the following cleaning of the Licensed Area or part thereof:
 - (a) all bins on or around the Quartermaine Oval will be emptied up to twice a week;
 - (b) the Change rooms will be cleaned, mopped, re-stocked with Bathroom Supplies before and after any casual hire to a third party that is not using the Licensed Area pursuant to **clause 22**; and
 - (c) the Change rooms will be cleaned, mopped, disinfected and re-stocked with Bathroom Supplies once a week on a day to be nominated by the Manager of the Katanning Leisure Centre.

12.3 Comply with all reasonable conditions

The Licensee must comply with all reasonable conditions that may be imposed by the Licensor from time to time in relation to the Licensee's maintenance or cleaning of the Licensed Area.

12.4 Licensor's Fixtures and Fittings

- (1) The Licensor's fixtures and fittings will remain the property of the Licensor and must not be removed from the Licensed Area at any time.

- (2) The Licensor's fixtures and fittings must be present and accounted for at the expiry of each 12 month period of the Term.

13. Alcohol

13.1 Consumption of alcohol

The Licensee COVENANTS AND AGREES:

- (a) not to use or allow the Sprigg Bar to be used for the consumption or sale of alcohol without first obtaining the written consent of the Licensor, and the Licensor shall determine any such application in its absolute discretion; and
- (b) that it shall not make an application for a licence or permit under the *Liquor Control Act 1988* for the Sprigg Bar, or apply for an amendment to a licence or permit it has been granted, without first obtaining the written consent of the Licensor.

13.2 Liquor licence

The Licensee COVENANTS AND AGREES that if a licence or permit is granted under the *Liquor Control Act 1988* for the Sprigg Bar it must:

- (a) comply with any requirements attaching to the licence or permit at its cost and where any alteration is required to the Sprigg Bar **clause 11** shall apply;
- (b) comply with the requirements of the Harm Minimisation Policy (as amended from time to time) of the Department of Racing, Gaming & Liquor, which will require, without limitation the following:
 - (i) the development and implementation of a House Management Policy and Code of Conduct (as defined by the Harm Minimisation Policy) for the Sprigg Bar, and such policies must be displayed in a prominent position on the Sprigg Bar at all times; and
 - (ii) the development and implementation of a Management Plan (as defined by the Harm Minimisation Policy) for the Sprigg Bar.
- (c) provide a copy of the licence or permit (as well as a copy of any document referred to in the licence or permit, including without limitation a copy of the House Management Policy, Code of Conduct and Management Plan (as defined by the Harm Minimisation Policy)) to the Licensor as soon as practicable after the date of grant by sending a copy to the person holding the position of Katanning Leisure Centre Manager;
- (d) if the licence or permit is a club licence then the Licensee must seek the Licensor's consent prior to any period which it is serving alcohol pursuant to that licence; and indemnify and keep indemnified the Licensor from and against any breach of the Liquor Control Act 1988, Health (Food Hygiene) Regulations 1993, Liquor Control Regulations 1989 or the licence or permit or any conditions imposed thereupon for which it may be liable as the owner of the Sprigg Bar.

14. Responsibility for Equipment and Property

14.1 Licensee's Property

- (1) The Licensee is entitled to decorate the Sprigg Bar with club memorabilia all of which are permitted to remain in the Licensed Area during the Summer Season.

- (2) The Licensee is responsible for any equipment or property it brings into the Licensed Area including any equipment supplied by a third party and the Licensor is not liable to the Licensee for any loss of or damage to any such equipment or property, unless such loss or damage is caused by the negligence of the Licensor.

14.2 Replacement of Equipment and Property in the Licensed Area

The Parties agree that:

- (a) the costs of repairs and/or replacement of carpets, the dance floor, benches, cool rooms, the dishwasher, stove, range hood, deep fryer, shutters and security trellis, or any item that would be considered a fixture will be split evenly in three with one third payable by the Licensee to the Licensor, one third payable to the Licensor by the licensee of the Licensed Area during the Summer Season and one third payable by the Licensor; and
- (b) the costs of repairs and/or replacement of any equipment not listed in **clause 14.2** is the responsibility of the Licensee.

15. No liability

- (1) The Licensor will not be liable for loss, damage or injury to any person or property in or about the Licensed Area, except to the extent that any loss, damage or injury was caused or contributed to by an act or omission of the Licensor.
- (2) The Licensee acknowledges it is responsible to obtain all relevant insurances to cover damage and/or theft to its property and that Licensor does not take any responsibility for the loss or damage of the Licensee's property, except to the extent that any loss or damage was caused or contributed to by any act or omission by the Licensor.

16. Damage to the Licensed Area

- (1) The Licensee must immediately report to the Licensor:
- (a) any act of vandalism which occurs on or near the Licensed Area;
- (b) any occurrence or circumstances in or near the Licensed Area, of which it becomes aware, which might reasonably be expected to cause, in or on the Licensed Area, pollution of or damage to the environment; and
- (c) all notices, orders and summonses received by the Licensee and which affect the Licensed and immediately give them to the Licensor.
- (2) The Licensor and the Licensee AGREE that:
- (a) it is the responsibility of the Licensee to repair, rehabilitate and make good any damage to the Licensed Area, including but not limited to damage to any fixtures or fittings of the Licensor, caused by or arising out of or in relation to or incidental to the use of the Licensed Area by the Licensee or any Authorised Person or resulting from an act or omission of the Licensee or any Authorised Person;
- (b) the Licensee shall be responsible for the cost of any of the repairs, rehabilitation or making good of damage referred to in sub-clause (a); and
- (c) the Licensee must pay to the Licensor the costs of any repair, rehabilitation or making good of damage to the Licensed Area or the Common Areas within seven (7) days of receipt of a written demand for such payment being made by the Licensor.

17. Return of Licensed Area to Licensor

- (1) The Licensee must vacate the Licensed Area and remove all of the Licensee's equipment at the conclusion of the Term and must at the Licensee's expense make good any damage to the Licensed Area caused by the removal of the Licensee's equipment.
- (2) The Licensee must leave the Licensed Area in a clean, safe and proper condition.
- (3) The Licensee must return all keys and security access devices for locks providing access to and within the Licensed Area.
- (4) Where the Licensee fails to remove its equipment, the Licensor may store such equipment at the Licensee's cost and dispose of such equipment where the Licensee fails to collect such equipment within a reasonable period of time.

18. Indemnity

- (1) The Licensee is liable for, and must indemnify the Licensor and at all times keep the Licensor indemnified against, any Claim which may be commenced or brought against the Licensor or which the Licensor may suffer or incur in connection with:
 - (a) any loss whatsoever (including loss of use);
 - (b) any personal injury including illness to, or death of, any person; and
 - (c) any loss, use, destruction of, or injury or damage to, any real or personal property (including property of the Licensor),

arising out of or in the course of, or caused by, the Licensee or an Authorised Person's use or occupation of the Licensed Area, the Licensee or an Authorised Person's use of the Other Amenities, any work carried out by or on behalf of the Licensee on the Licensed Area, the performance of the Licensee's obligations under this Licence, any act or omission of the Licensee or an Authorised Person, or any directly or indirectly associated activity.

- (2) Nothing in this clause requires the Licensee to indemnify the Licensor to the extent that any Claim is directly caused by or contributed to (to the extent of that contribution) by, the negligence of the Licensor.

18.2 Obligations continuing

The Licensee's obligation to indemnify the Licensor under this Licence or at law:

- (a) is not affected by the Licensee's obligation to insure under **clause 19** or at law and the indemnity under this clause is paramount; and
- (b) continues after the expiration or earlier determination of this Licence in respect of any act, omission, matter or thing occurring or arising as a result of an event which occurs before the expiration or earlier determination of this Licence.

18.3 Release

- (1) The Licensee will occupy and use the Licensed Area and Other Amenities at its own risk.
- (2) The Licensee releases to the full extent permitted by law, the Licensor from:

10.2.8

- (a) any liability which may arise in respect of any accident or damage to property, the death of any person, injury to any person, or illness suffered by any person, occurring on the Licensed Area or arising from the Licensee or an Authorised Person's use or occupation of the Licensed Area or Other Amenities;
- (b) loss of or damage to the Licensed Area, Other Amenities or personal property of the Licensee (or an Authorised Person); and
- (c) all Claims arising from or connected with (directly or indirectly) the presence of any pollution in, on or under the Licensed Area or surrounding area or,

except to the extent that any loss or damage is directly caused by or contributed to (to the extent of that contribution) by, the Licensor.

- (3) The release by the Licensee continues after the expiration or earlier determination of this Licence in respect of any act, omission, matter or thing occurring or arising as a result of an event which occurs before the expiration or earlier determination of this Licence.

19. Insurance

19.1 Insurance required

The Licensee must effect and maintain with insurers approved by the Licensor (noting the Licensor's and the Licensee's respective rights and interest in the Licensed Area) for the time being:

- (a) adequate public liability insurance for a sum not less than twenty million dollars (\$20,000,000) in respect of any one claim or such greater amount as the Licensor may from time to time reasonably require;
- (b) insurance to cover the Lessee's fixtures, fittings, equipment and stock against loss or damage by fire, fusion, smoke, lightning, flood, storm, tempest, earthquake, sprinkler leakage, water damage and other usual risks against which a Lessee can and does ordinarily insure in their full replacement value, and loss from theft or burglary;
- (c) where the Licensor so requires, insurance to cover the Licensee's fixtures, fittings, equipment and stock against loss or damage by fire, fusion, smoke, lightning, flood, storm, tempest, earthquake, sprinkler leakage, water damage and other usual risks against which a Licensee can and does ordinarily insure in their full replacement value, and loss from theft or burglary.

19.2 Maintain Insurance

The Licensee shall not cancel any policy of insurance referred to in **clause 19.1** and in the event of such cancellation this Licence shall terminate immediately and the Licensee shall have no claim against the Licensor for any loss suffered as a result of such termination

19.3 Details and Receipts

The Licensee shall produce copies of the certificates of currency or receipts confirming the currency of any policy or policies of insurance within seven (7) days of being provided with a written request by the Licensor to do so

19.4 Not to void Insurance

The Licensee agrees with the Licensor not to at any time during the Term, commit, or suffer to be done any act, matter or thing upon the Licensed Area whereby any insurance which may at any

time have been effected in respect of the Licensed Area or any part thereof may be vitiated or rendered void or voidable.

19.5 Reports

Each party must report to the other promptly in writing and in an emergency verbally:

- (a) any damage to the Licensed Area of which they are or might be aware; and
- (b) any circumstances of which they are aware and which are likely to be a danger or cause any damage or danger to the Licensed Area or to any person who is lawfully using or may lawfully use the Licensed Area.

19.6 Licensee required to pay excess on insurances

The Licensee AGREES with the Licensor that it shall be responsible to pay any excess payable in connection with the insurances referred to in **clauses 19.1 and 19.8**.

19.7 Licensee's equipment and possessions

The Licensee ACKNOWLEDGES it is responsible to obtain all relevant insurances to cover any damage and/or theft to its property. The Licensor does not take any responsibility for the loss or damage of the Licensee's property.

19.8 Building Insurance to be effected by Lessor

The Licensor shall effect and keep effected insurance to the full insurable value on a replacement or reinstatement value basis of the Licensed Area against damage arising from fire, tempest, storm, earthquake, explosion, aircraft, or other aerial device including items dropped from any device, riot, commotion, flood, lightning, act of God, fusion, smoke, rainwater, leakage, impact by vehicle, machinery breakdown and malicious acts or omissions and other standard insurable risks and the Licensee will reimburse the Licensor fifty percent (50%) of any excess from any claim arising therefrom.

20. Limit of Licensor's liability

- (1) The Licensor is only liable for breaches of the Licensor's Covenants set out in this Licence which occur while the Licensor is the registered proprietor of the Licensed Area.
- (2) The Licensor will not be liable for any failure to perform and observe any of the Licensor's Covenants due to any cause beyond the Licensor's control.

21. Rights rest in contract only

The Licensee ACKNOWLEDGES that the rights hereby conferred rest in contract only and nothing herein contained or implied shall be construed as granting or shall be deemed to grant to the Licensee any estate or interest in the Licensed Area.

22. Casual Hire of Licensed Area

22.1 Casual Hire

- (1) Notwithstanding **clause 22.1(2)** below, the Licensee agrees that it shall not encumber, assign, sub-licence or part with the possession or benefit of this Licence or the Licensed Area or any part of the Licensed Area without first obtaining the prior written consent of the Licensor, which consent the Licensor may withhold in its absolute discretion.

- (2) The Licensee may hire out the Licensed Area or any part thereof on a casual basis only PROVIDED THAT:
- (a) such use is consistent at all times with a recreational purpose;
 - (b) the Licensee ensures any hirer complies strictly with the relevant terms of this Licence and the Licensor's standard hire conditions for facilities in the Katanning Leisure Centre; and
 - (c) the Licensee obtains the prior written consent for any hire arrangements, which consent may be withheld by the Licensor in its absolute discretion.
- (3) For the purposes of this Licence, "casual hire" means any hire of the Licensed Area by the Licensee to a third party for a period of no more than 48 hours in any calendar month.
- (4) If the Licensee hires the Sprigg Bar to a third party then the hire costs shall be 75% of the hire costs for the Pioneer Room at the Katanning Leisure Centre, as set by the Licensor in the Annual Fees and Charges.

22.2 Licensee remains responsible for Licensed Area at all times

The Licensee ACKNOWLEDGES that at all times, including when the Licensed Area is hired to a third party, it remains responsible for the Licensed Area, including without limitation any damage that may be caused or occurs during any hire period.

23. Default

23.1 Events of Default

A default occurs if:

- (a) any Amounts Payable remain unpaid after becoming due and remain unpaid for fourteen (14) days after written notice has been given to the Licensee to pay the Amounts Payable;
- (b) the Licensee is in breach of the Licensee's Covenants for a period of fourteen (14) days after written notice has been given on the Licensee to rectify the breach;
- (c) where the Licensee is an association which is incorporated under the *Associations Incorporation Act 2015*, the association is wound up whether voluntarily or otherwise;
- (d) where the Licensee is an association which is incorporated under the *Associations Incorporation Act 2015*, the Licensee passes a special resolution under the *Associations Incorporation Act 2015* altering its rules of association in a way that makes its objects or purposes inconsistent with the use permitted by this Licence;
- (e) the Licensed Area is vacated, or otherwise not used, in the Licensor's reasonable opinion, for the Permitted Purpose for a six-month period; or
- (f) a person other than the Licensee or a permitted sublicensee or assignee is in occupation of the Licensed Area.

23.2 Licensor's rights

- (1) On the occurrence of any of the events of default specified in **clause 23.1** the Licensor may terminate this Licence by notice in writing to the Licensee.

- (2) On the Licensee's receipt of a notice issued pursuant to **clause 23.2(1)**, the Licence will terminate, but without prejudice to the right of action of the Licensor for arrears of the Licence Fee, any Amounts Payable or damages for breach of the Licensee's Covenants.
- (3) On termination of the Licence the parties acknowledge that the Licensee will not be entitled to any refund of the Licence Fee, in respect of any unexpired portion of the Term.

24. Obligations on Termination

24.1 Peaceful Surrender

The Licensee agrees with the Licensor that at the end or sooner termination of the Term of the Licence, the Licensee must:

- (a) leave the Licensed Area in a condition consistent with the provisions of this Licence; and
- (b) surrender to the Licensor all keys, swipe cards, security access devices and combination for locks providing access to or within the Licensed Area held by the Licensee whether or not provided by the Licensor.

24.2 Removal of Licensee's Property

The Licensee AGREES with the Licensor that at the expiration or sooner determination of this Licence, it shall at its cost remove from the Licensed Area any alterations, additions or improvements to the Licensed Area installed by the Licensee, all property and equipment of the Licensee (including all signs, fixtures, fittings, plant, equipment, chattels, stock and other articles brought on the Licensed Area by the Licensee, other than any items which in the opinion of the Licensor forms an integral part of the Licensed Area) and other loose property and items owned by the Licensee (**Licensee's Property**), and promptly make good to the satisfaction of the Licensor any damage caused by the removal, unless otherwise required by the Licensor

24.3 Licensor can Remove Licensee's property on re-entry

- (1) On re-entry, the Licensor will have the right to remove from the Licensed Area any of the Licensee's Property and the Licensee indemnifies the Licensor against all damage caused by the removal of and the cost of storing that property.
- (2) The Licensor may, at any time after the expiration or sooner determination of the Term, give the Licensee a notice (**Abandonment Notice**) requiring the Licensee to remove all of the Licensee's Property not previously removed by the Licensee in accordance with the requirements of this clause (**Remaining Items**). On the Licensee's receipt of an Abandonment Notice, the Licensee will have twenty-eight (28) days within which to remove all Remaining Items and failing removal within that twenty-eight (28) day period, all Remaining Items still on the Licensed Area or in the Licensor's custody will be deemed absolutely abandoned by the Licensee and will automatically become the absolute property of the Licensor and may be sold by the Licensor or disposed of at any time and without further notice or obligation to the Licensee. The Licensor will be entitled to keep the proceeds of any sales and those proceeds will not be taken into account to reduce any arrears, damages or other moneys for which the Licensee may be liable.

24.4 Appointment of Individual or Sports Club as Manager of Sprigg Bar

The Licensor will support the Licensee in any endeavour to appoint an individual or sports club as manager of the Sprigg Bar. If the Licensee wishes to appoint an individual or sports club as manager of the Sprigg Bar the Licensor agrees to terminate this Licence in exchange for a

replacement licence with the appointed manager of the Sprigg Bar on the same terms and conditions as this Licence

24.5 **Obligations to continue**

The Licensee's obligations under this clause will survive termination

25. Dispute Resolution

25.1 **Referral of dispute: Phase 1**

Except as otherwise provided, any dispute arising out of this Licence is to be referred in the first instance in writing to the Party's Representative as nominated in writing by the parties from time to time (**Party's Representative**) who shall convene a meeting within 10 days of receipt of such notice from a party, or such other period of time as is agreed to by the parties, between the Party's Representatives for the purpose of resolving the dispute (**Original Meeting**).

25.2 **Referral of dispute: Phase 2**

In the event the dispute is not resolved in accordance with **clause 25.1** of this Licence, then the dispute shall be referred in writing to the Chief Executive Officer of the Licensor and President of the Licensee who shall convene a meeting within 10 days of the Original Meeting or such other date as is agreed to by the parties for the purpose of resolving the dispute.

25.3 **Appointment of Arbitrator: Phase 3**

In the event the dispute is not resolved in accordance with **clause 25.2** of this Licence, then the dispute shall be determined by a single arbitrator under the provisions of the *Commercial Arbitration Act 1985* (as amended from time to time) and the City, the Licensees and the Licensor may each be represented by a legal practitioner.

25.4 **Payment of Amounts Payable to date of award**

The Licensees must pay the Amounts Payable without deduction to the date of the award of the Arbitrator or the date of an agreement between the Parties whichever event is the earlier, and if any money paid by the Licensees is not required to be paid within the terms of the award of the Arbitrator or by agreement between the Licensor and the Licensees then the Licensor will refund to the Licensees the monies paid

26. Entry & Inspection

The Licensee must permit the Licensor to enter the Licensed Area at any reasonable time during the Agreed Hours to inspect and view the area, to carry out any maintenance work or to rectify any breach of the conditions of this Licence.

27. Acknowledgements

The Licensee acknowledges that:

- (a) this Licence is non-exclusive and does not convey any right of exclusive possession over the Licensed Area to the Licensee and the Licensee AGREES that it shall not interfere with the use of the Licensed Area by any other person authorised by the Licensor or otherwise entitled at law to access or use the Licensed Area;
- (b) it only has use of the Licensed Area during the Agreed Hours and that other users of the Licensed Area may be permitted to use the Licensed Area at other times;

10.2.8

- (c) the Licensee must book its use of the Licensed Area outside of the Agreed Hours through the Licensor's booking system;
- (d) the Agreed Hours may be modified from time to time provided any proposed modification is agreed in advance with the Licensor and recorded in the Licensor's booking system;
- (e) if the Land is Crown land managed by the Licensor, this Licence will automatically terminate if the management order that the Licensor holds the Land under is revoked.
- (f) if the Licence is terminated in accordance with paragraph (d) above the Licensee will not be entitled to any form of compensation or damages as a result of the termination; and
- (g) the Licensee must not obstruct any person or other organisation from using the Licensed Area outside the Agreed Hours.

28. GST

If any GST is payable on the Licence Fee or any other supply made as a result of this Licence, the Licensee must pay that GST.

29. No Fetter

Notwithstanding any other provision of this Licence, the Parties acknowledge that the Licensor is a local government established by the *Local Government Act 1995*, and in that capacity, the Licensor may be obliged to determine applications for consents, approvals, authorities, licences and permits having regard to any written law governing such applications including matters required to be taken into consideration and formal processes to be undertaken, and the Licensor shall not be taken to in be in default of this Licence by performing its statutory obligations or exercising its statutory discretions, nor shall any provision of this Licence fetter the Licensor in performing its statutory obligations or exercising any discretion.

30. Additional Terms and Conditions

Each of the terms, covenants and conditions (if any) specified in **Item 12** of the Schedule are part of this Licence and are binding on the Licensor and the Licensee as if incorporated into the body of this Licence.

31. Acts by Agents

All acts and things which the Licensor is required to do under this Licence may be done by the CEO, an officer or the agent, solicitor or employee of the Licensor.

32. Governing Law

This Licence is governed by and is to be interpreted in accordance with the laws of Western Australia and, where applicable, the laws of the Commonwealth of Australia.

33. Severance

If any part of this Licence is or becomes void or unenforceable, that part is or will be severed from this Licence to the intent that all parts that are not or do not become void or unenforceable remain in full force and effect and are unaffected by that severance.

34. Variance

This Licence may be varied only by deed executed by the parties subject to such consents as are required by this Licence or at law.

35. Moratorium

The provisions of a statute which would but for this clause extend or postpone the date of payment of money, reduce the rate of interest or abrogate, nullify, postpone or otherwise affect the terms of this Licence do not, to the fullest extent permitted by law, apply to limit the terms of this Licence.

36. Notice

36.1 Form of Delivery

A Notice to a Party must be in writing and may be given or made:

- (a) by delivery to the Party personally; or
- (b) by addressing it to the Party and leaving it at or posting it by prepaid post to the address of the Party appearing in this Licence or any other address nominated by a Party by Notice to the other.

36.2 Service of Notice

A Notice to a Party is deemed to be given or made:

- (a) if by personal delivery, when delivered;
- (b) if by leaving the Notice at an address specified in **clause 36.1(b)**, at the time of leaving the Notice, provided the Notice is left during normal business hours; and
- (c) if by post to an address specified in **clause 36.1(b)**, on the fourth business day following the date of posting of the Notice.

37. Signing of Notice

A Notice to a Party may be signed:

- (a) if given by an individual, by the person giving the Notice;
- (b) if given by a corporation, by a director, secretary or manager of that corporation;
- (c) if given by a local government, by the CEO or an authorised officer;
- (d) if given by an association incorporated under the *Associations Incorporation Act 2015*, by any person authorised to do so by the board or committee of management of the association; or
- (e) by a solicitor or other agent of the individual, corporation, local government or association giving the Notice.

38. Further assurance

The Parties must execute and do all acts and things necessary or desirable to implement and give full effect to the terms of this Licence.

39. Interpretation

In this Licence, unless the context otherwise requires:

- (a) headings, underlines and numbering do not affect the interpretation or construction of this Licence;
- (b) words importing the singular include the plural and vice versa;
- (c) words importing a gender include any gender;
- (d) an expression importing a natural person includes any company, partnership, joint venture, association, corporation or other body corporate;
- (e) references to parts, clauses, parties, annexures, exhibits and schedules are references to parts and clauses of, and parties, annexures, exhibits and schedules to, this Licence;
- (f) a reference to any statute, regulation, proclamation, ordinance or local law includes all statutes, regulations, proclamations, ordinances or local law varying, consolidating or replacing them, and a reference to a statute includes all regulations, proclamations, ordinances and local laws issued under that statute;
- (g) no rule of construction shall apply to the disadvantage of a party on the basis that that party was responsible for the preparation of this Licence or any part of it; and
- (h) a reference to any thing (including any real property) or any amount is a reference to the whole and each part of it;
- (i) reference to the parties includes their personal representatives, successors and lawful assigns;
- (j) where a reference to a party includes more than one person the rights and obligations of those persons shall be joint and several;
- (k) the Schedule and Annexures (if any) form part of this Licence.

Schedule

Item 1 Land

Lot 100 on Deposited Plan 54363 being the whole of the land comprised in Certificate of Title Volume 2648 Folio 297; and

Portion of Hassell Street Road Reserve which contains the Quartermaine Oval as shown on the plan annexed hereto as **Annexure 3**.

Item 2 Licensed Area

That part of the building constructed on the Land and known as the 'Katanning Leisure Centre' comprising:

- (a) the Sprigg Bar;
- (b) the umpire change rooms;
- (c) the tunnel/walkway;
- (d) the Change rooms;
- (e) the veranda; and
- (f) Level 2.

as depicted outlined in orange on the plan annexed hereto as **Annexure 1**, including all carpets and floor coverings, window treatments (including but not limited to curtains and blinds) and other fixtures and fittings belonging to the Licensor therein and all additional or modifications and replacements for the time being; and

That part of the Land known as 'Quartermaine Oval' as outlined in orange on the sketch annexed hereto as **Annexure 2** and including all buildings, structures, alterations, additions and improvements on that part of the Land, or erected on that part of the Land during the Term.

Item 3 Commencement Date

1 April 2021.

Item 4 Term

Ten (10) Winter Seasons commencing at the start of the 2021 Winter Season (being 1 April 2021) and expiring at the conclusion of the 2030 Winter Season (being 30 September 2030).

Further Term

Five (5) Winter Seasons commencing at the start of the 2031 Winter Season and expiring at the conclusion of the 2035 Winter Season (being 30 September 2035).

Item 5 Other Amenities

Any part of the Licensed Area or its surrounds that the Licensee is permitted to use in conjunction with the other users of the Licensed Area.

Item 6 Licence Fee

\$3,986.00 (Three thousand nine hundred and eighty-six dollars) inclusive of GST per Winter Season payable annually by 30 June of each Winter Season.

Item 7 Permitted Use

Australian Rules Football Clubrooms and uses reasonably ancillary thereto.

Item 8 Keys and Security Device

Four keys for the Licensed Area.

An additional key will only be provided at the Licensee's cost and only in the event the key originally supplied is lost or stolen.

Item 9 Agreed Hours

- Monday – 6am – 8.30pm;
- Tuesday – 6am-8.30pm;
- Wednesday 6am – 8.30pm with exception of the first Wednesday of the month which is 6am-11pm;
- Thursday 6am – 8.30pm;
- Friday 6am-12.30am on Saturday;
- Saturday 6am – 12.30am on Sunday;
- Sunday 6am – 9.30pm;

To be permitted to access the Sprigg Bar after 8.30 pm there must be an approved Liquor Licence in operation.

Item 10 Additional rate for hours outside of Agreed Hours

As in the Licensor's Fees & Charges.

Item 11 Licence Fee Review Dates and Electricity Costs Review Dates

Licence Fee Review Dates

CPI - on each anniversary of the Commencement Date except for those that are Market Licence Fee Review Dates.

Market Licence Fee Review – on the anniversary of the Commencement Date in 2023, 2026, 2029 and 2032 if applicable.

Electricity Costs Review Dates

On each anniversary of the Commencement Date.

Item 12 Additional Terms and Conditions

1. Quartermaine Oval

- (a) The Licensor agrees to:
 - (i) Maintain Quartermaine oval and surrounds to an acceptable standard including the veranda and paved areas;
 - (ii) Ensure that the fencing around the Quartermaine Oval meets the appropriate standard for a public facility;
 - (iii) Reinstate the cover of the cricket pitch prior to the Winter Season and remove the cover of the cricket pitch at the expiration of the Winter Season.
- (b) The Licensee agrees to:
 - (i) Supply all safety equipment required to conduct training and games for Australian Rules Football.

2. Changeover of season

2.1 Acknowledgement of other user of Licensed Area

- (a) The Licensee acknowledges that another entity will have a licence of the Licensed Area over the Summer Season and the Licensee will have no right to access or use of the Licensed Area during the Summer Season.
- (b) The Licensor acknowledges and agrees that the Licensee's obligations in respect of the Licensed Area apply only during the Winter Season except in respect of any act, deed, matter or thing occurring or arising as a result of an event which occurs during the expiration of the Winter Season.

2.2 Licensee's Obligations

- (a) At the conclusion of each Winter Season, the Licensee must:
 - (i) Peacefully surrender and yield up the Licensed Area in a condition consistent with the observance and performance of this Licence; and
 - (ii) Surrender to the Licensor all keys and security access devices and combinations for locks providing an access to or within the Licensed Area held by the Licensee whether or not provided by the Licensor;
- (b) Prior to the conclusion of each Winter Season the Licensee must remove from the Licensed Area the property of the Licensee, with the exception of the memorabilia pursuant to **clause 14.1(1)**. If the Licensee fails to remove from the Licensed Area any property of the Licensee the Licensor will have the right to remove from the Licensed Area any property of the Licensee and the Licensee indemnifies the

10.2.8

Licensor against all damage caused by the removal of and the cost of storing that property.

- (c) The Licensee, the licensee for the Summer Season, and the Licensor will, prior to the commencement date and expiration of the Winter Season, conduct a changeover inspection.
- (d) At the changeover inspection the outgoing licensee (the Licensee at the expiration of the Winter Season and the licensee for the Summer Season at the commencement of the Winter Season) is responsible for ensuring that the Licensed Area is ready for the incoming licensee by:
 - (i) Cleaning each of those areas including inside the cupboards;
 - (ii) Cleaning the deep fryer, oven and cool rooms;
 - (iii) Professionally cleaning the carpets;
 - (iv) Complying with clause 2.2(a)(ii) of Item 13; and
 - (v) Removing all alcohol from the Sprigg Bar.

3. Sprigg Bar

3.1 Mutual Covenants

- (a) The Licensor shall not during the Term grant a licence for the Sprigg Bar to any other entity except the licensee of the Summer Season;
- (b) The Licensor agrees to direct any enquiry for a casual hire of the Sprigg Bar to the Licensee;
- (c) The Licensee will not permit other groups to use the Sprigg Bar unless pursuant to a casual hire arrangement approved by the Licensor under **clause 22**.

3.2 Summer Season Sprigg Bar

- (a) If the Licensee requires access to the Sprigg Bar during the Summer Season it shall:
 - (i) contact the Licensor to book the facility and will be subject to the Licensor's standard hire conditions for facilities in the Katanning Leisure Centre; or
 - (ii) for access during the pre-season training period, notify the Licensor immediately after receiving the fixtures of the dates which the Licensee requires access and the Licensor will grant the Licensee an extension of this Licence for the Sprigg Bar for that period; and
- (b) The Licensor will provide the Sprigg Bar to the Licensee at no charge for the end of season function regardless of whether the function date is in the Winter Season or Summer Season.

Signing page

EXECUTED by the parties as a Deed

2021

THE COMMON SEAL of **THE SHIRE OF KATANNING** was hereunto affixed in the presence of:

President

(Print Full Name)

Chief Executive Officer

(Print Full Name)

THE COMMON SEAL of Katanning Wanderers Football Club Incorporated was hereunto affixed pursuant to the constitution of the Licensee in the presence of each of the undersigned each of whom hereby declares by the execution of this document that he or she holds the office in the Licensee indicated under his or her name-

Office Holder Sign

Office Holder Sign

Name:

Name:

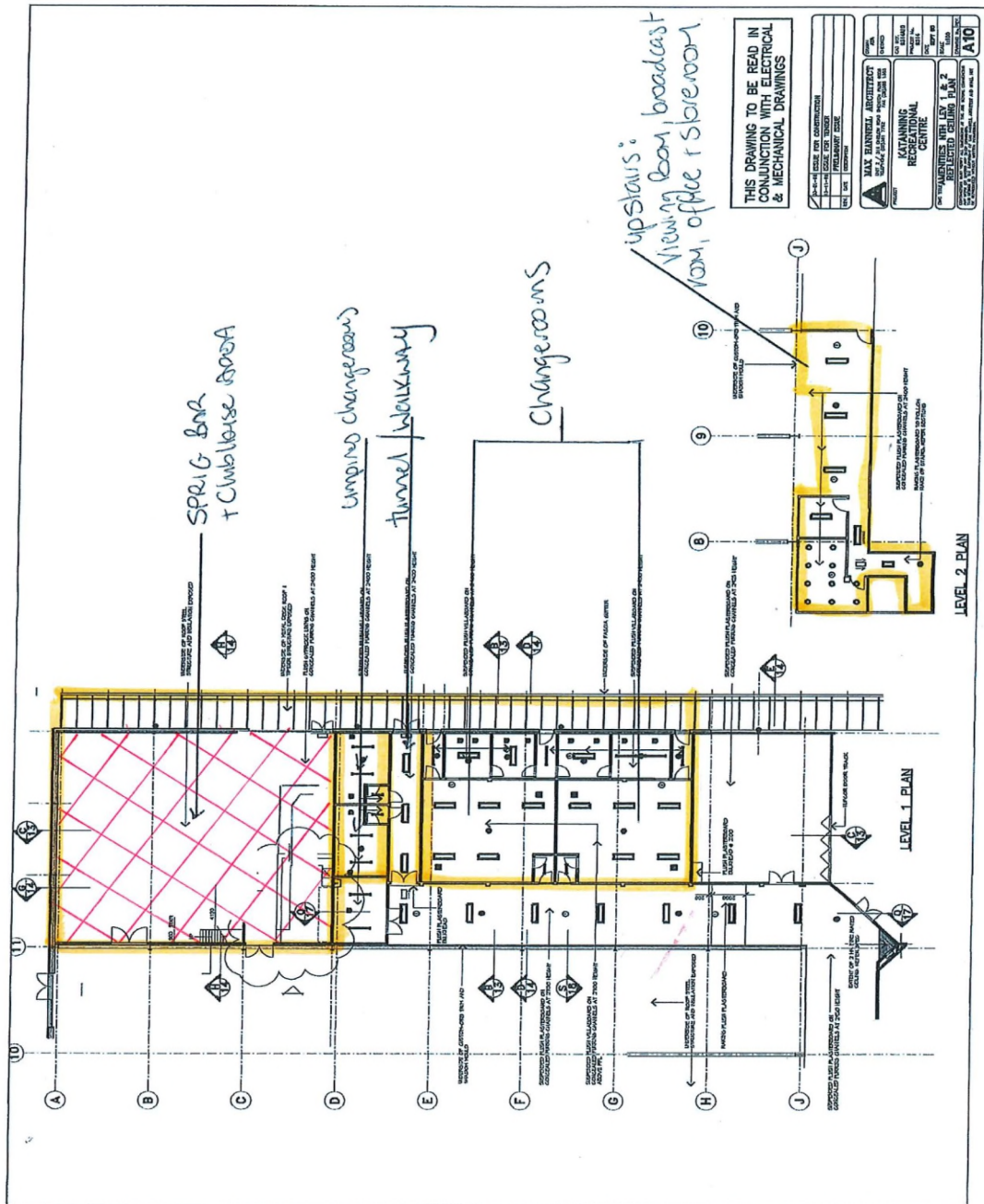
Address:

Address:

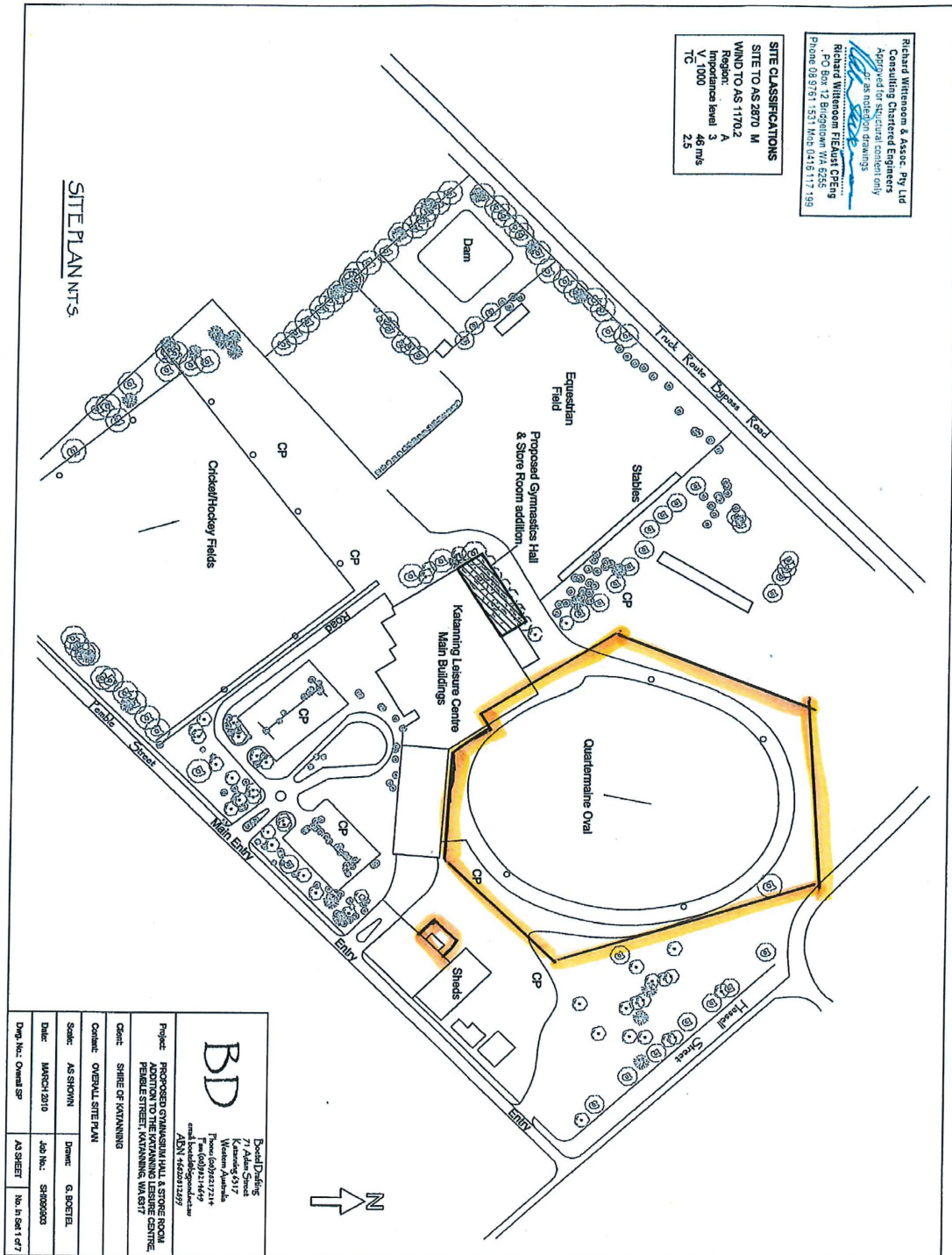
Office Held:

Office Held:

Annexure 1 – Licensed Area



Annexure 2 – Plan of Quartermaine Oval



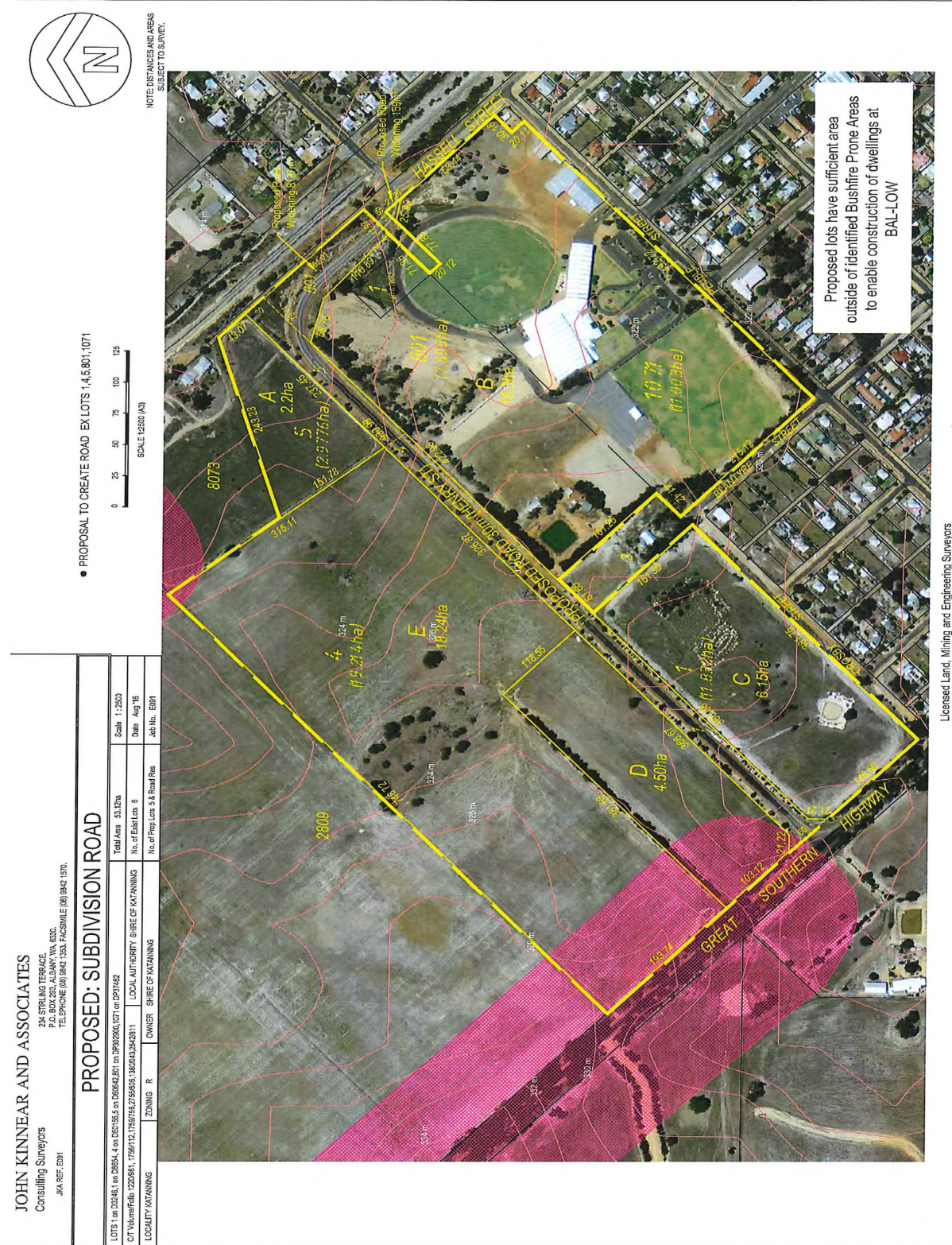
Richard Whitmore & Assoc. Pty Ltd
 Chartered Professional Engineers
 Approved as indicated
 Approved for exhibition drawings
 Richard Whitmore
 PO Box 12 Berrin
 Perth WA 6000
 Phone 08 9271 1531 Mob 0418 117 159

SITE CLASSIFICATIONS
 SITE TO AS 2870 M
 WIND TO AS 1170.2
 Region A
 Impedance level 3
 V, 1000
 TC 2.5

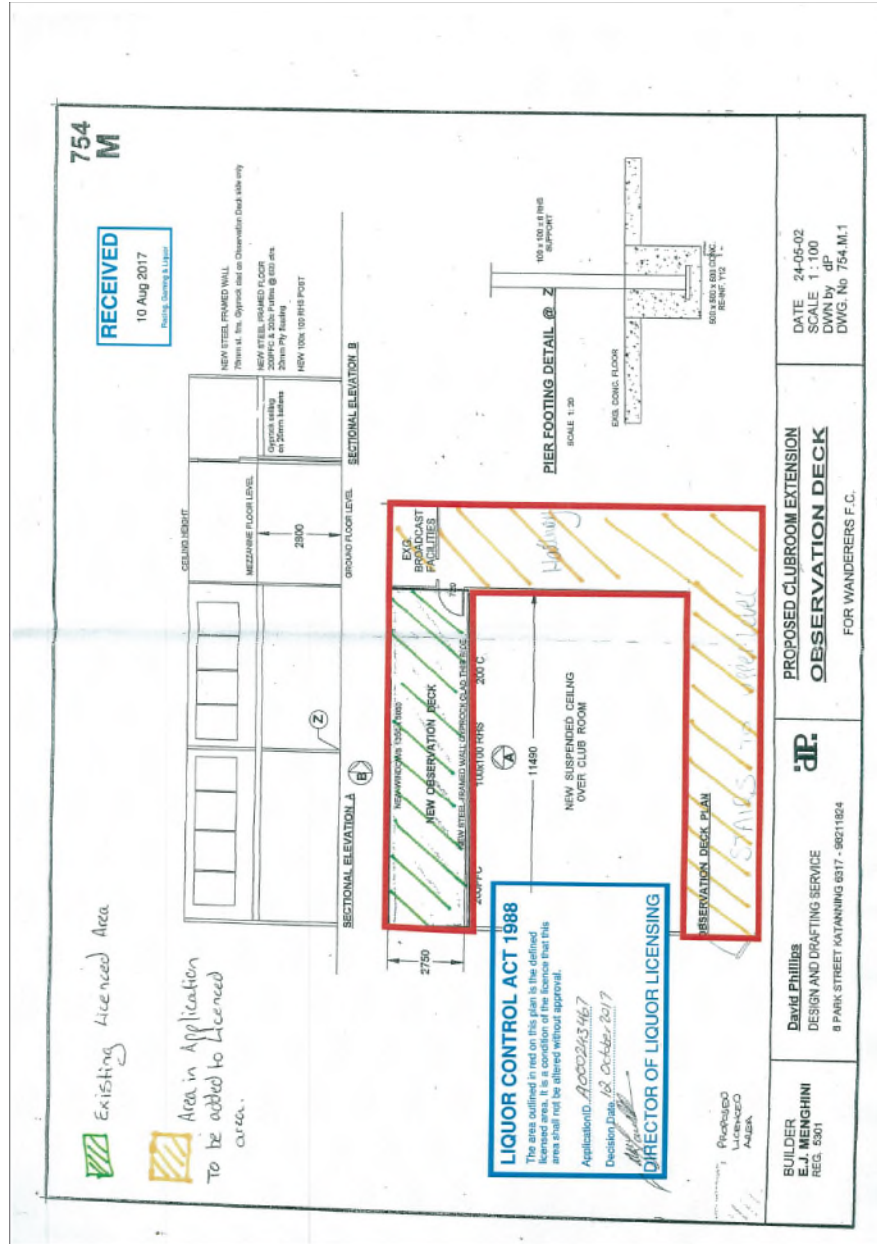
SITE PLANS

<p>BD</p> <p>Donald Darling 71 Adelaide Street Perth WA 6000 Telephone 08 9271 1531 Fax 08 9271 1449 email kool@bdgroup.com.au ABN 94282912997</p>		<p>Project: PROPOSED GYMNASIUM HALL & STORE ROOM PHASE 1 SITE PLAN, KALAMANG LEISURE CENTRE, FIDELITY STREET, KALAMANG, WA 6017</p>	
		<p>Client: SHIRE OF KALAMANG</p>	
<p>Contract: OVERALL SITE PLAN</p>		<p>Scale: AS SHOWN</p>	
<p>Date: MARCH 2010</p>		<p>Drawn: G. BOETEL</p>	
<p>Drawn No.: DWG 001</p>		<p>Job No.: SH000000</p>	
<p>Dwg. No.: DWG 001</p>		<p>AS SHEET</p>	

Annexure 3 – Plan of Quartermaine Oval on Hassell Street



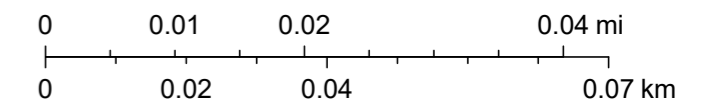
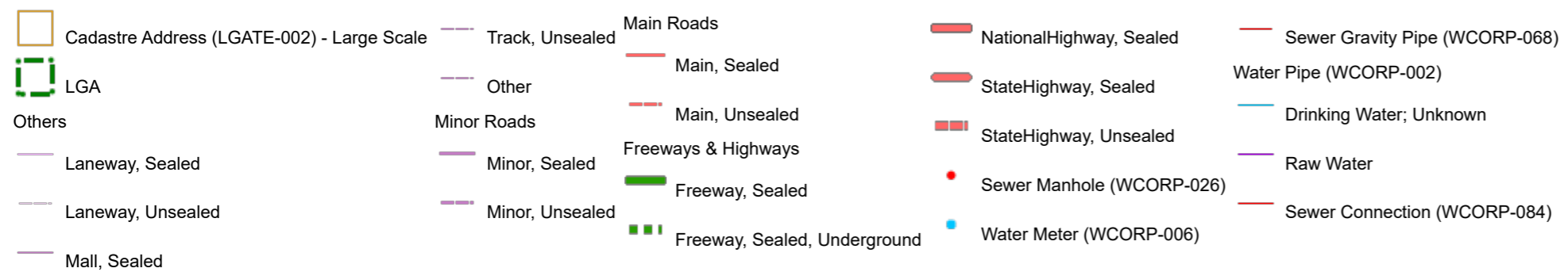
Annexure 4 – Floor Plans – balance of Sprigg Bar area





7/1/2020, 10:45:23 AM

1:1,128



Sources: Esri, HERE, Garmin, Intermap, increment P Corp., GEBCO, USGS, FAO, NPS, NRCAN, GeoBase, IGN, Kadaster NL, Ordnance Survey, Esri Japan, METI, Esri China (Hong Kong), (c) OpenStreetMap contributors, and the GIS User Community, LANDGATE/SLIP, SLIP/LANDGATE, SLIP/Landgate, Landgate /

**Complaint About Alleged Breach Form -
Code of conduct for council members, committee members and
candidates**

Schedule 1, Division 3 of the *Local Government (Model Code of Conduct) Regulations 2021*

NOTE: A complaint about an alleged breach must be made —
 (a) in writing in the form approved by the local government
 (b) to an authorised person
 (c) within one month after the occurrence of the alleged breach.

Name of person who is making the complaint:

Name:

_____ Given Name(s)

_____ Family Name

Contact details of person making the complaint:

Address: _____

Email: _____

Contact number: _____

Name of the local government (city, town, shire) concerned:

Shire of Katanning

Name of council member, committee member, candidate alleged to have committed the breach:

State the full details of the alleged breach. Attach any supporting evidence to your complaint form.

Date of alleged breach:
_____ / _____ / 20_____

<p>SIGNED:</p> <p>Complainant's signature:</p> <p>Date of signing: _____ / _____ / 20_____</p>

<p>Received by Authorised Officer</p> <p>Authorised Officer's Name:</p> <p>Authorised Officer's Signature:</p> <p>Date received: _____ / _____ / 20_____</p>
--

NOTE TO PERSON MAKING THE COMPLAINT:

This form should be completed, dated and signed by the person making a complaint of an alleged breach of the Code of Conduct. The complaint is to be specific about the alleged breach and include the relevant section/subsection of the alleged breach.

The complaint must be made to the authorised officer within one month after the occurrence of the alleged breach.

Signed complaint form is to be forwarded to:

Complaints Officer
 Shire of Katanning
 PO Box 130
 KATANNING WA 6317

Or emailed to: admin@katanning.wa.gov.au



Department of
Local Government, Sport
and Cultural Industries



121
Local Government
Act 1995 Review
agile • smart • inclusive



LOCAL GOVERNMENT ACT REVIEW ►► DELIVERING FOR THE COMMUNITY

Guidelines on the Model Code of Conduct for Council Members, Committee Members and Candidates

February 2021

Contents

Model Code of Conduct	3
Introduction	3
Purpose.....	4
Adoption	5
Division 2 – General Principles	5
Division 3 – Behaviour	6
Complaints	7
Division 4 – Rules of Conduct.....	10

Model Code of Conduct

Introduction

Local government is vital for the delivery of key services and infrastructure in the community. Individuals who are, or seek to be, members of local councils and council committees are entrusted by their community to represent local views, make sound decisions, and utilise public funds effectively to deliver services and amenities for their community. As such, a high standard of professional and ethical conduct is expected of council members and committee members in local governments, as well as candidates in local government elections.

A review of the *Local Government Act 1995* (Act), including consultation with community and sector stakeholders, led to the implementation of priority reforms under the *Local Government Amendment Act 2019* (Amendment Act).

The Amendment Act was developed in response to stakeholder feedback that there was a need for governance reforms, including a Code of Conduct for council members, committee members and candidates that clearly reflects community expectations of behaviour and supports consistency between local governments in relation to the overall process for managing alleged breaches of that Code.

As a result, key reforms under the Amendment Act include the introduction of a Model Code of Conduct (Model Code) that must be adopted by local governments and applied to council members, committee members and candidates; as well as a separate Code of Conduct for Employees.

The Model Code replaces the previous statutory requirement for local governments to develop and implement an individual code of conduct for their council members, committee members and employees.

The *Model Code of Conduct Regulations 2021* (Regulations) have been developed to give effect to the Amendment Act, and provide for:

- overarching principles to guide behaviour;
- behaviours and complaints which are managed by local governments; and
- rules of conduct, contraventions of which are considered by the independent Local Government Standards Panel (Standards Panel) where appropriate.

Definitions

The Model Code defines key terms to aid understanding and compliance. Where a term is not defined in either the Regulations or the Act, then the generally accepted meaning of the term applies. Some additional guidance is provided as follows:

Candidate: an individual is considered a candidate when their nomination for election is accepted by a Returning Officer under section 4.49 of the Act. The Model Code applies to the individual from that point. Any alleged breach of the Model Code may only be addressed if and when the individual is elected as a council member.

Council member: references to ‘council member’ in the Regulations mean an individual who has been elected as a council member under the Act. The requirements of the Regulations also apply to a council member who is a committee member on a council committee.

Committee member: under the Regulations, a ‘committee member’ includes any council member, local government employee or unelected member of the community who has been engaged by the council to participate in a council committee.

Evidence: references to ‘evidence’ in the Regulations means the available facts or information indicating whether an allegation is true or valid. Local governments must use evidence provided by the complainant and by the person to whom the complaint relates, as well as other relevant information, to decide whether an alleged breach of the Model Code has occurred.

Local government(s): per the approach in the Act, references to ‘local government’ in the Regulations mean the body corporate that is the local governing body made up of the council, Chief Executive Officer (CEO) and administrative staff appointed and managed by the CEO.

Where a statutory function entails decision-making on governance matters, the council is responsible for making those decisions. This includes decisions on complaints regarding the conduct of council members, committee members and candidates, as set out in the Regulations.

Further guidance on certain terms in the Model Code is provided in these Guidelines.

Purpose

The purpose of the Model Code is to guide the decisions, actions and behaviours of members, both in council and on council committees, and of candidates running for election as a council member.

Members must comply with the provisions in the Model Code in fulfilling their role and responsibilities in council and on council committees, as set out in the Act.

An individual who has nominated as a candidate for election as a council member is also required to demonstrate professional and ethical behaviour during their election campaign. If elected, the individual must continue to comply with the Model Code in council and on council committees.

It is the individual responsibility of council members, committee members and candidates to become familiar with the Model Code, these Guidelines and any relevant policies of their local government, and to follow the Code at all times.

Where the behaviour of a council member, committee member or candidate does not comply with the Code, it is intended that the local council address the behaviour through education and other remedial actions that the council considers appropriate, rather than formal sanctions.

Where an individual does not comply with any action required by the council, then the council may determine that the matter is to be referred to the Standards Panel as an

alleged contravention of a rule of conduct. The Standards Panel has the authority to make binding decisions regarding allegations of minor misconduct.

Adoption

Section 5.104 of the Act requires that local governments adopt the Model Code as their Code of Conduct within three months of the Regulations coming into operation (by 3 May 2021). Note: The operational requirements of Division 3 require local governments to take certain initial actions within three weeks (by 24 February 2021).

In accordance with section 5.104(4), the Model Code applies until the local government adopts it as their Code. This means that the principles, behaviour requirements and rules of conduct of the Regulations apply to council members, committee members and candidates even if their local government has not yet adopted the Model Code.

While local governments may not amend Division 2 (Principles) or Division 4 (Rules of Conduct), additional behaviour requirements can be included in Division 3 (Behaviours) if deemed appropriate by the local government. Any additions must be consistent with the Model Code of Conduct (section 5.104(3) of the Act).

In preparing the Code for adoption, local governments are encouraged to review their existing Code and consider incorporating any additional behaviour requirements that are not represented in the Model Code. This may include specific dress standards or the appropriate use of technology.

To adopt the Code, a resolution passed by an absolute majority of the council is required. Once the Code is adopted, it must be published on the local government's official website (section 5.104(7)).

Division 2 – General Principles

This section of the Regulations set out the fundamental rules that council members, committee members and candidates are expected to adhere to, promote and support. Adhering to these rules will assist individuals to comply with the behaviours outlined in Division 3 and 4.

The principles outline the overarching approach that members and candidates should demonstrate in their role as public representatives, or potential public representatives. Individuals should consider all behaviours in light of these principles, including any behaviour and conduct that is not covered specifically in Division 3 and 4.

The principles are grouped into three key areas: Personal Integrity; Relationships with others and Accountability. Additional guidance on these areas is provided as follows:

Integrity and conflicts of interest

Members and candidates are generally active in their local area which may lead to a conflict between the public interests of the community and the personal interests of the individual, their family members and associates.

It is the individual responsibility of members and candidates to disclose any such conflicts and ensure that they are managed appropriately to comply with the Model Code and serve their community as expected by the local electors.

Individuals should also consider perceived and potential conflicts of interest. While an individual may be confident of the integrity of their actions, it is important to reflect on how their actions may appear to others, and/or how an action taken now could lead to a conflict of interest in future. If an interest is identified, the individual should disclose and manage this to avoid a conflict with the public interest.

Avoidance of reputational damage

Elected members and candidates may hold strong concerns in relation to actions, or a lack of action, by their local government on certain matters.

It is the individual responsibility of members to ensure that they comply with the Model Code by raising concerns in a respectful and constructive manner and working effectively with their colleagues for their community, as expected by the local electors.

During an election campaign, it is the individual responsibility of candidates to ensure that any concerns they raise regarding the current local government is based on accurate information and expressed in a respectful and constructive manner that demonstrates to local electors their suitability as a potential public representative.

Decision-making and accountability

Council and committee members regularly make decisions that impact on their local area. The community expects that members will make council and committee decisions based on information that is relevant and factually correct. This will vary according to the decision to be made and the information available to the council members and committee members at that time.

In general, individuals are responsible for ensuring their decisions are based on information that is accurate and pertinent to the matter at hand; and can be reasonably considered accurate and relevant by others.

As part of being accountable to their community, council members and committee members should accept responsibility for the decisions they make in the performance of their role.

Division 3 – Behaviour

This section of the Regulations sets the standards of behaviour which reflect the general principles outlined in Division 2.

It is the individual responsibility of members and candidates to demonstrate, promote and support professional and ethical behaviour as provided in the Model Code.

Complaints regarding alleged breaches of the Model Code in Division 3 are managed by the local council as the decision-making body of the local governments. The division also provides a process for responding to alleged breaches. The emphasis is on

education and development, rather than punitive sanctions, with the aim of establishing or restoring positive working relationships and avoiding further breaches.

Failure to comply with this Division may give rise to a complaint regarding the conduct of a council member, committee member or candidate, which may lead to the council making a formal finding of a breach and requiring remedial action by the individual.

A local government may wish to develop further guidance on dealing with complaints through the introduction of a complementary policy and/or procedure on complaints management to the extent it is not provided for in the Regulations. There are resources on effective complaints management available on the Ombudsman WA's website at www.ombudsman.wa.gov.au.

Complaints

Process for making a complaint

Clause 11 of the Regulations provides that a person can make a complaint alleging a breach of Division 2 within one month of the alleged breach occurring.

Local governments should ensure that making a complaint is a simple and accessible process so that any member of the local community can raise concerns about the conduct of council members, committee members and candidates.

Local governments should make it clear that it is important a complainant provides details in their complaint, with supporting information where feasible to do so, because the complaint will form part of the evidence considered by the council when deciding whether a breach of the Model Code has occurred.

Action required

Local governments must authorise at least one person to receive complaints regarding members and candidates. While the Regulations do not include specific requirements and a local government may decide that the complaints officer is appropriate, other options could include:

- President or Mayor,
- Deputy President or Mayor (especially for complaints about the President or Mayor),
- Chief Executive Officer, or
- External consultant

To account for any breaches occurring on the first day that the Regulations take effect, local governments must authorise at least one person within three weeks of the Regulations taking effect (by 24 February 2021).

The Regulations also provide that complaints are to be made in writing in a form approved by the local government.

Action required

Local governments must determine whether there will be a specific template for complaints and process for how they are to be lodged.

Local governments may choose to:

- establish a specific email address for conduct complaints
- provide a name/position to whom complaints should be addressed
- prepare a complaint form to allow the complainant.
- engaged an independent person to support the resolution of a complaint. Local governments may consider sharing the services of an independent person.

The Department has prepared a template form for complaints to assist local governments. The template is available on the department's website at www.dlgsc.wa.gov.au.

The authorised person(s) should acknowledge the receipt of every written complaint in a timely manner. As part of the acknowledgment process, the complainant should be provided information on how the complaint will be progressed and an expected timeframe for the matter to be finalised. This may include providing the complainant with a copy of the complaint policy where available.

Dealing with a complaint

The Regulations do not specify a timeframe by when complaints should be dealt with, however, a timeframe could be included in a local government's policy.

In the interests of procedural fairness, all complaints should be dealt with in a timely manner and allow all parties the opportunity to provide information regarding the alleged conduct.

Clause 12 of the Regulations outlines the process for dealing with complaints regarding the conduct of elected members and candidates. The Model Code leaves it open to local governments to determine the most appropriate and effective process for how this is undertaken. Options could include:

- The President/Mayor or Deputy consider all complaints
- Delegation of complaints to the CEO to prepare a report for the council
- Appointment of an independent/external consultant to review complaints and provide a report to the council
- Establish a committee to review complaints and report to the council. The committee may include independent members.

Local governments should consider how they are going to respond to complaints, and whether complaints are going to be addressed based on seriousness or impact of the allegation or on the order in which complaints are received.

Action required

Local governments must determine who will be considering complaints received and how complaints will be prioritised and managed.

Clause 12(2) of the Regulations require that the person to whom the complaint relates is given a reasonable opportunity to be heard. This should include providing a copy of the complaint to that person in a timely manner and allowing them an opportunity to respond to the allegations in writing. The information provided by that person will assist the local government in forming a view as to whether a breach has occurred.

Making a finding

Clause 12(1) requires the local council to consider whether the alleged matter which is the subject of a complaint, did occur and make a finding on whether the matter constituted a breach of the Code of Conduct.

The local council should use the same approach as the Standards Panel in their deliberations and decision-making; that is, based on the complaint and other evidence received by the council, the council must be satisfied that, on the balance of probabilities, it is more likely than not that a breach occurred.

Information provided by the complainant and information provided by the person to whom the complaint relates will assist the council to make a finding.

Action Plans

Clause 12(4) provides that if the local council makes a finding that a breach of the Code of Conduct did occur, the council may determine that no further action is required; or that an action plan must be prepared and implemented.

An action plan should be designed to provide the member with the opportunity and support to demonstrate the professional and ethical behaviour expected of elected representatives.

The action plan does not need to be complex. The plan should outline:

- the behaviour(s) of concern;
- the actions to be taken to address the behaviour(s);
- who is responsible for the actions; and
- an agreed timeframe for the actions to be completed.

An action plan should not include measures that are intended to be a punishment, and instead should focus on mechanisms to encourage positive behaviour and prevent negative behaviour from occurring again in future.

The Code requires that in preparing the action plan, consultation must be undertaken with the elected member to whom the plan relates. This is designed to provide the member with the opportunity to be involved in matters such as the timing of meetings or training. Note: some members may not be willing to engage with the opportunity to participate in the process.

The council or a delegated person should monitor the actions and timeframes set out in the action plan. This is important because if the member does not comply with the

action/s within the agreed timeframe, then under the Regulations it is considered a contravention of a rule of conduct.

Dismissal of complaints

While local governments are required to consider all complaints, they can be dismissed if:

- the behaviour occurred at a council or committee meeting and the behaviour was dealt with at that meeting (clause 13), or
- the complaint is withdrawn (clause 14).

Clause 13 allows a complaint to be dismissed if the behaviour occurred at a council or committee meeting, and that behaviour was addressed at the time. This could have been by the presiding member, or remedial action was taken in accordance with the local government's standing orders or local law.

Where agreement cannot be reached

Circumstances may arise when a local council cannot agree on the resolution of a complaint or whether the complaint can be dismissed under clause 13.

In these situations, the local government may decide to engage an independent person to review the complaint and make recommendations on appropriate actions.

Withdrawal of a complaint

Clause 14 provides the option for a complaint to be withdrawn before it is considered by the council.

Local governments may elect to include in their complaints policy the option for mediation between the complainant and the member. Mediation may resolve any specific issues before the council is required to make a finding and may lead to the complainant withdrawing the complaint. Clause 14 requires a withdrawal to be made in writing and provided to the person(s) authorised to receive complaints.

Division 4 – Rules of Conduct

Contraventions of rules of conduct are matters that:

- negatively affect the honest or impartial performance of an elected member;
- involve a breach of trust placed in the elected member; or
- involve the misuse of information or material.

Division 4 sets out rules of conduct for elected members and candidates that relate to the principles in Division 2 and the behaviours in Division 3. This Division also introduces a new rule of conduct to address situations where an elected member does not undertake the actions required by the local council following a breach of the Model Code. A contravention of this rule of conduct is considered a minor breach, as defined in the Act.

The process for complaints under Division 4 is outlined in the Act. Complaints in the first instance are directed to the complaints officer at the local government. The Act provides that the complaints officer is the CEO or another officer with delegated responsibility.

A council may decide to refer an alleged contravention of Division 4 to the independent Standards Panel in accordance with the Act. As the Panel does not have investigative powers, decisions are made based on the information received by the Panel from the local government. The Standards Panel must be satisfied that, on the balance of probabilities, it is more likely than not that a breach has occurred for the Standards Panel to make a finding of breach.

Where the Standards Panel makes a finding against an elected member or candidate, sanctions will be imposed in accordance with the Part 5 Division 9 of the Act.

Nothing in this Division removes the obligations placed upon council members and employees (including the CEO) of the local government under the *Corruption, Crime and Misconduct Act 2003*.

Further information on the Standards Panel process is available on the Department's website.

Further information

The aim of the Model Code of Conduct is to foster a high standard of professional and ethical conduct by council members and candidates, and to support consistency across local governments in relation to their response to complaints regarding conduct.

Local governments are encouraged to seek guidance and advice on specific matters whenever necessary. For queries, please contact: actreview@dlgsc.wa.gov.au